

Weekly SLA Customer Report

Customer LLG_Production
 Database ID 148



Harddisk Usage LLG_ABSAPPS01

	Free disk space on C: (%)	Total disk space on C: (Gb)	Used disk space on C: (Gb)	Free disk space on D: (%)	Total disk space on D: (Gb)	Used disk space on D: (Gb)
4/15/2024	77	500	115	98	393	7
4/14/2024	77	500	115	98	393	7
4/13/2024	77	500	115	98	393	7
4/12/2024	77	500	115	98	393	7
4/11/2024	77	500	114	98	393	7
4/10/2024	77	500	114	98	393	7
4/9/2024	77	500	114	98	393	7

Harddisk Usage LLG_ABSApps02

	Free disk space on C: (%)	Total disk space on C: (Gb)	Used disk space on C: (Gb)	Free disk space on D: (%)	Total disk space on D: (Gb)	Used disk space on D: (Gb)
4/15/2024	93	500	35	97	393	13
4/14/2024	93	500	35	97	393	13
4/13/2024	93	500	35	97	393	13
4/12/2024	93	500	34	97	393	13
4/11/2024	93	500	34	97	393	13
4/10/2024	93	500	34	97	393	13
4/9/2024	93	500	34	97	393	13

Weekly SLA Customer Report

Customer LLG_Production
Database ID 148



Harddisk Usage LLG_ABSBI01

	Free disk space on C: (%)	Total disk space on C: (Gb)	Used disk space on C: (Gb)	Free disk space on D: (%)	Total disk space on D: (Gb)	Used disk space on D: (Gb)
4/15/2024	84	446	70	91	2,681	238
4/14/2024	84	446	70	91	2,681	237
4/13/2024	84	446	70	91	2,681	234
4/12/2024	84	446	70	91	2,681	234
4/11/2024	84	446	69	91	2,681	234
4/10/2024	84	446	70	91	2,681	234
4/9/2024	84	446	70	91	2,681	234

Harddisk Usage LLG_ABSDB01

	Free disk space on C: (%)	Total disk space on C: (Gb)	Used disk space on C: (Gb)	Free disk space on D: (%)	Total disk space on D: (Gb)	Used disk space on D: (Gb)	Free disk space on E: (%)	Total disk space on E: (Gb)	Used disk space on E: (Gb)
4/15/2024	88	446	52	72	1,605	450	54	1,077	496
4/14/2024	88	446	52	72	1,605	450	67	1,077	355
4/13/2024	88	446	52	72	1,605	450	55	1,077	486
4/12/2024	88	446	51	72	1,605	450	55	1,077	489
4/11/2024	89	446	51	72	1,605	450	55	1,077	489
4/10/2024	88	446	54	72	1,605	450	55	1,077	489
4/9/2024	88	446	54	72	1,605	450	54	1,077	491

Weekly SLA Customer Report

Customer LLG_Production
 Database ID 148



Harddisk Usage LLG_ABSDB02

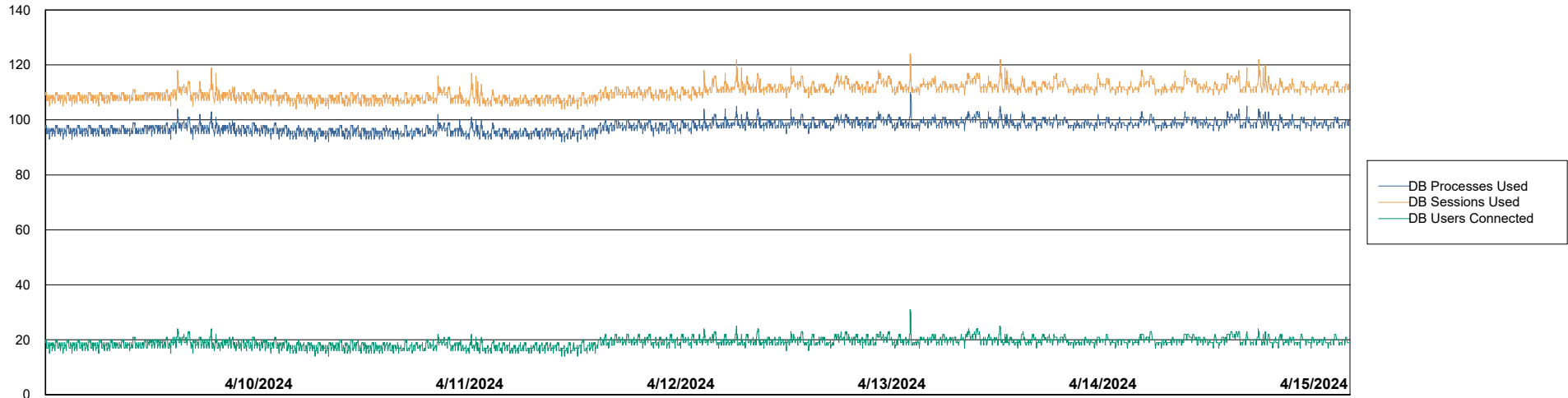
	Free disk space on C: (%)	Total disk space on C: (Gb)	Used disk space on C: (Gb)	Free disk space on D: (%)	Total disk space on D: (Gb)	Used disk space on D: (Gb)	Free disk space on E: (%)	Total disk space on E: (Gb)	Used disk space on E: (Gb)
4/15/2024	89	446	48	64	1,605	576	68	1,077	341
4/14/2024	89	446	48	64	1,605	576	81	1,077	204
4/13/2024	89	446	48	64	1,605	576	83	1,077	182
4/12/2024	89	446	47	64	1,605	576	83	1,077	184
4/11/2024	90	446	46	64	1,605	576	68	1,077	341
4/10/2024	89	446	47	64	1,605	576	68	1,077	341
4/9/2024	89	446	48	64	1,605	576	68	1,077	341

Weekly SLA Customer Report

Customer LLG_Production
Database ID 148



Database Performance LLG_ABSBI01_BI_PROD_ABS1

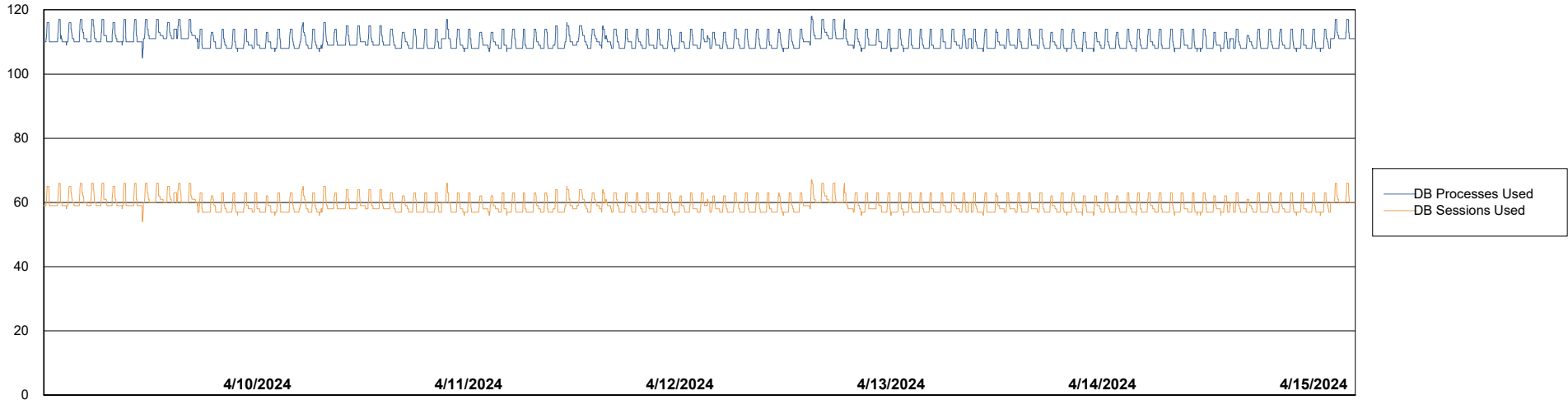


Weekly SLA Customer Report

Customer LLG_Production
Database ID 148



Database Performance LLG_ABSDB02_PROD_HSBABS1

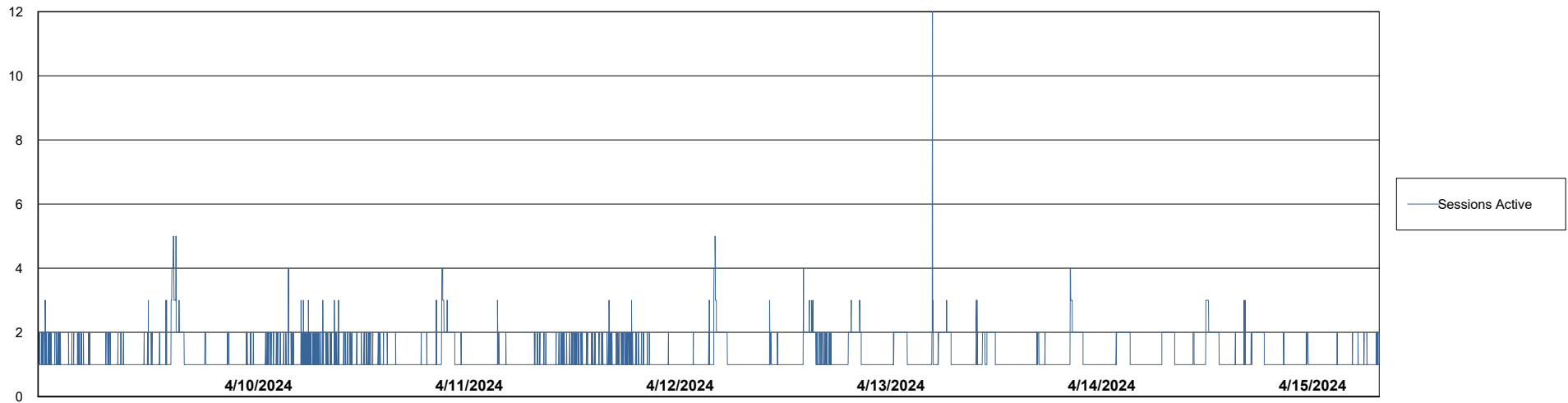
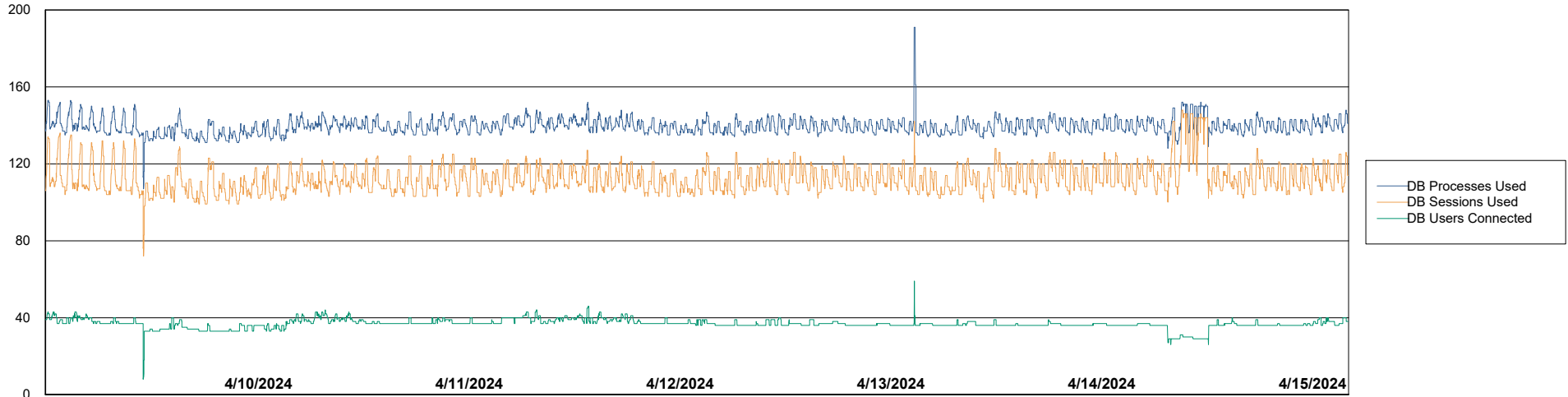


Weekly SLA Customer Report

Customer LLG_Production
Database ID 148



Database Performance LLG_ABSDB1_PROD_ABS1



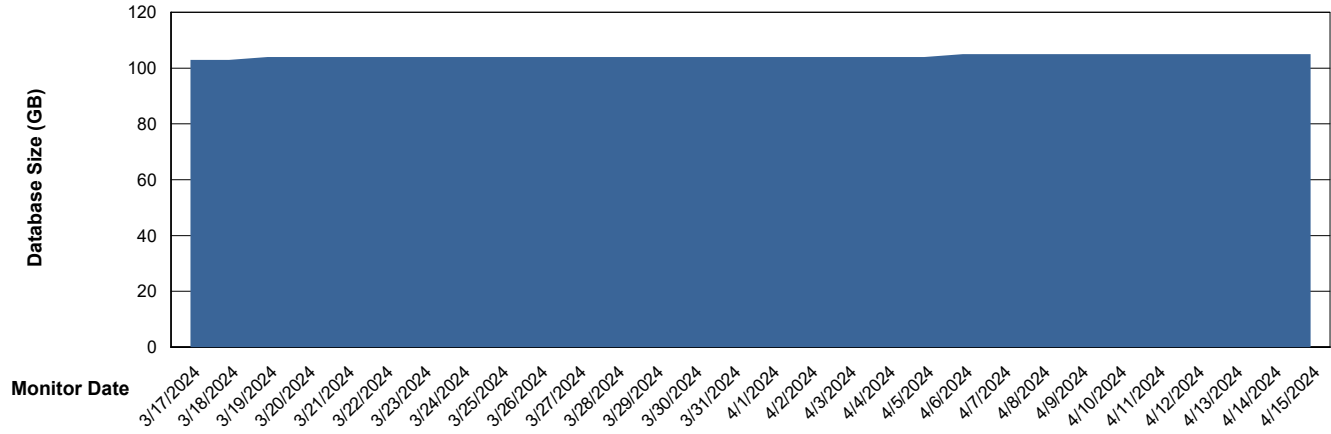
Weekly SLA Customer Report

Customer LLG_Production
Database ID 148

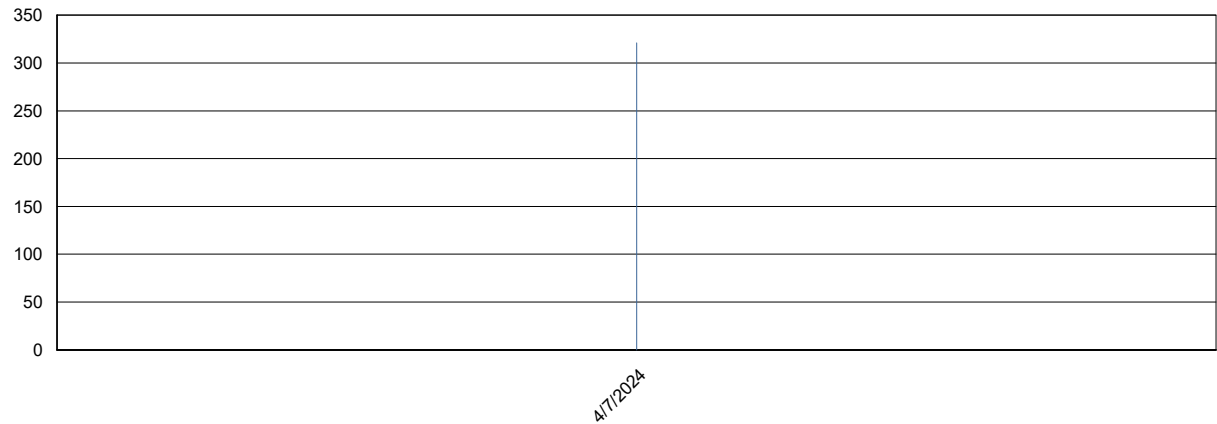


DATABASE SIZE LLG_ABSBI01_BI_PROD_ABS1

Database growth over last month



DATABASE SIZE LLG_ABSDB02_PROD_HSBABS1



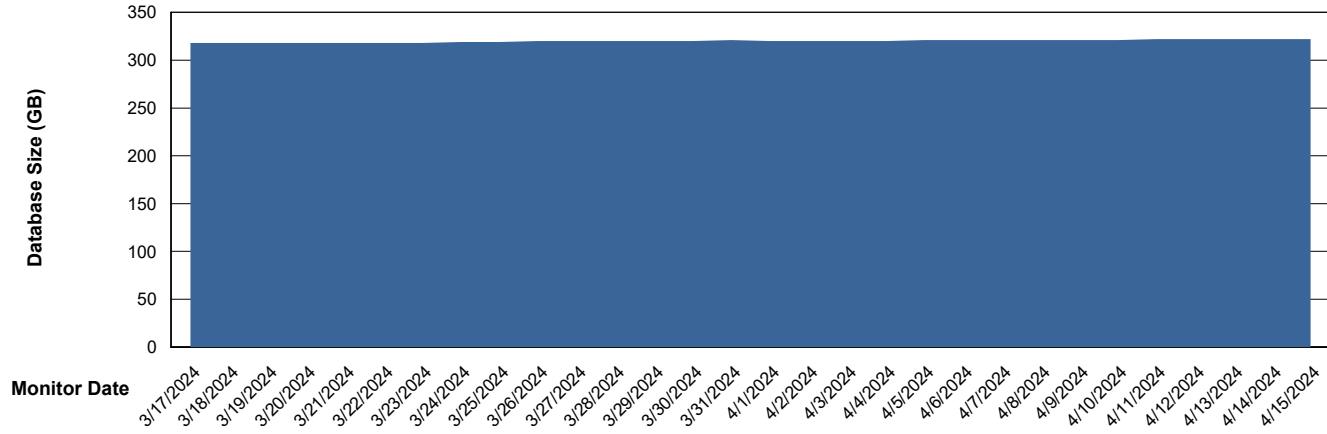
Weekly SLA Customer Report

Customer LLG_Production
Database ID 148



DATABASE SIZE LLG_ABSDB1_PROD_ABS1

Database growth over last month



Weekly SLA Customer Report

Customer LLG_Production
Database ID 148



Database Tablespace LLG_ABSBI01_BI_PROD_ABS1

Date	Tablespace Name	Filesize (Gb)	Usedsize (Gb)	Percentage free
4/15/2024	ABSDATA	64	43	32
	INDX	72	54	25
4/14/2024	ABSDATA	64	43	32
	INDX	72	54	25
4/13/2024	ABSDATA	64	43	32
	INDX	72	54	25
4/12/2024	ABSDATA	64	43	32
	INDX	72	54	25
4/11/2024	ABSDATA	64	43	32
	INDX	72	54	25
4/10/2024	ABSDATA	64	43	32
	INDX	72	54	25
4/9/2024	ABSDATA	64	43	32
	INDX	72	54	25

Weekly SLA Customer Report

Customer LLG_Production
 Database ID 148



Database Tablespace LLG_ABSDB1_PROD_ABS1

Date	Tablespace Name	Filesize (Gb)	Usedsize (Gb)	Percentage free
4/15/2024	ABSDATA	178	134	25
	INDX	224	178	21
4/14/2024	ABSDATA	178	134	25
	INDX	224	178	21
4/13/2024	ABSDATA	178	134	25
	INDX	224	178	21
4/12/2024	ABSDATA	178	134	25
	INDX	224	178	21
4/11/2024	ABSDATA	178	133	25
	INDX	224	178	21
4/10/2024	ABSDATA	178	133	25
	INDX	224	177	21
4/9/2024	ABSDATA	178	133	25
	INDX	224	177	21

BI Status and last ETL error for LLG_ABSBI01_BI_PROD_ABS1

	Wed 10/4/2024	Thu 11/4/2024	Fri 12/4/2024	Sat 13/4/2024	Sun 14/4/2024	Mon 15/4/2024
ABS DataWarehouse ETL Health	OK	OK	OK	OK	OK	OK
ABS DWHStaging ETL Health	OK	OK	OK	OK	OK	OK

Weekly SLA Customer Report

Customer LLG_Production
Database ID 148



BI last ETL error for	LLG_ABSBI01_BI_PROD_ABS1
-----------------------	--------------------------

Sun, 14-04-2024	None
Mon, 15-04-2024	None
Sun, 14-04-2024	None
Mon, 15-04-2024	None
Thu, 11-04-2024	None
Sat, 13-04-2024	None
Fri, 12-04-2024	None
Fri, 12-04-2024	None
Tue, 9-04-2024	None
Wed, 10-04-2024	None
Sat, 13-04-2024	None
Wed, 10-04-2024	None
Thu, 11-04-2024	None
Tue, 9-04-2024	None

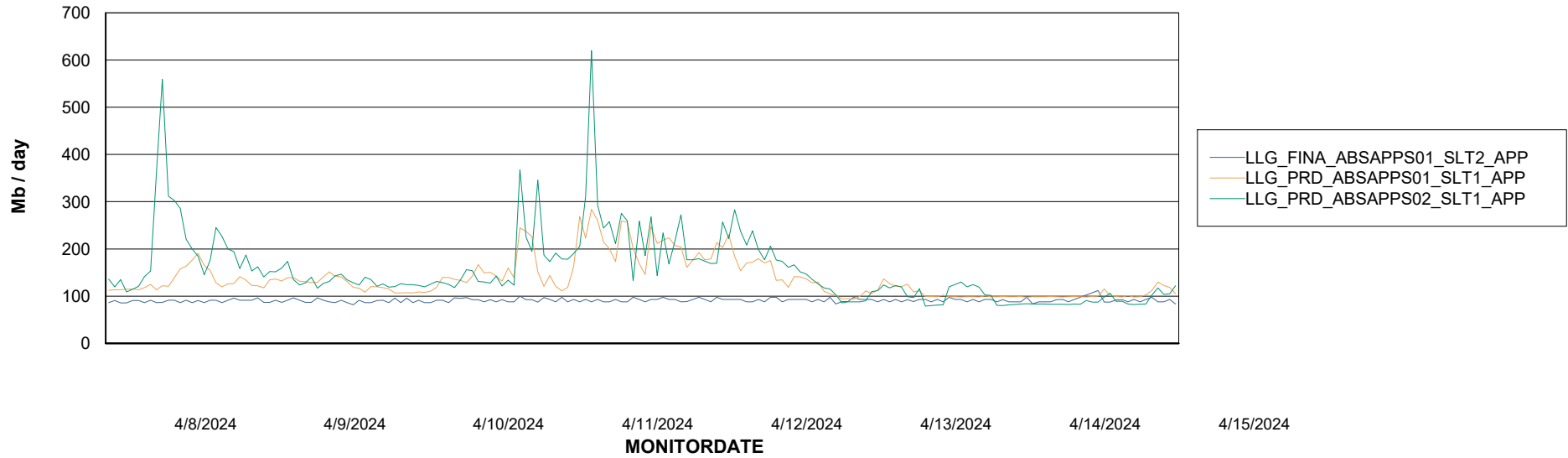
Weekly SLA Customer Report

Customer LLG_Production
Database ID 148

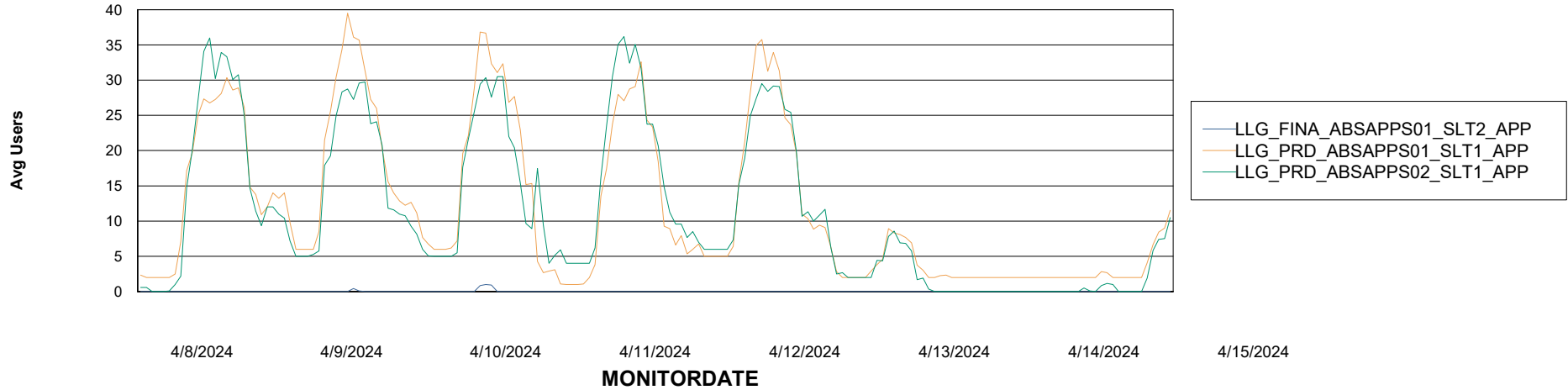


ABSSolute Application Server Services

Avg memory used per ABS Server Service



Avg users per day per ABS server



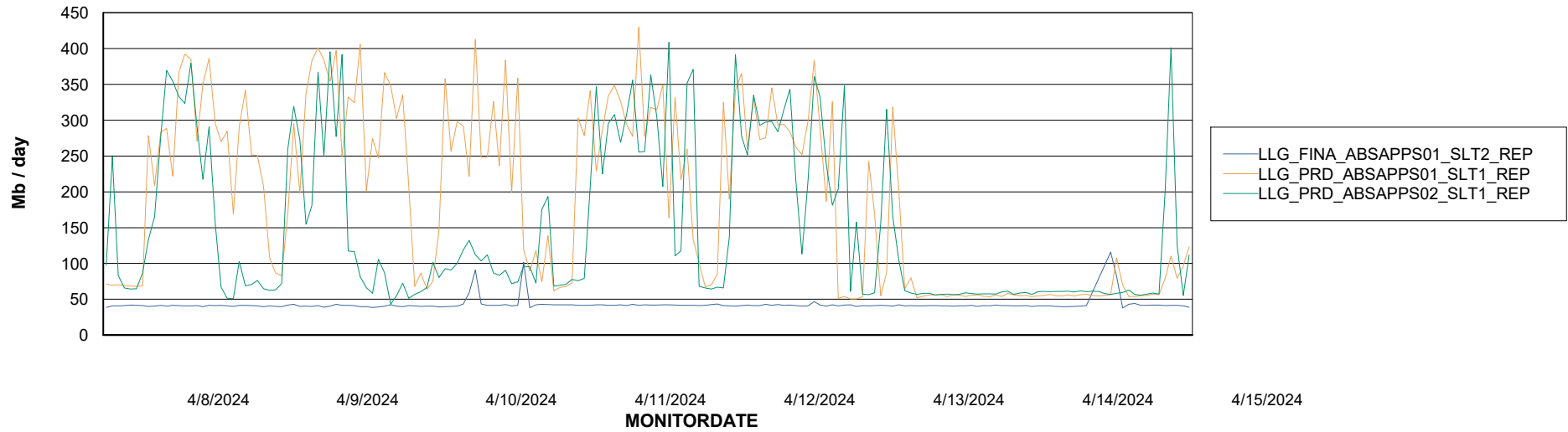
Weekly SLA Customer Report

Customer LLG_Production
Database ID 148



ABSSolute Application ReportServer Services

Avg memory used per ReportServer Service



Disaster per ABS component

