

Weekly SLA Customer Report

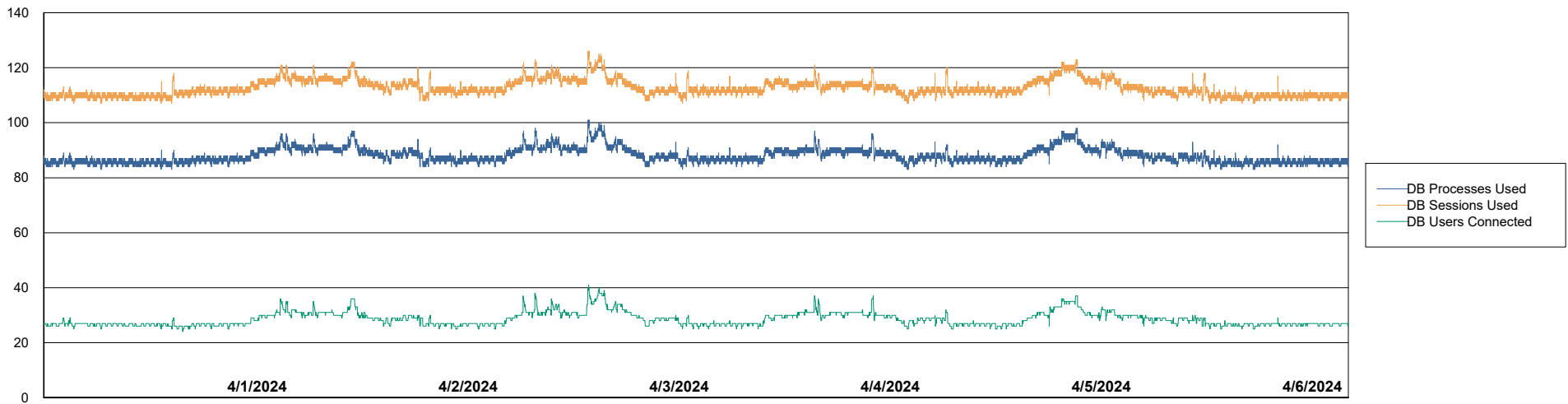
Customer RAS_Production
 Database ID 189



Harddisk Usage RAS_PRD_NEDLIN-ST-APP01

	Free disk space on C: (%)	Total disk space on C: (Gb)	Used disk space on C: (Gb)	Free disk space on D: (%)	Total disk space on D: (Gb)	Used disk space on D: (Gb)	Free disk space on E: (%)	Total disk space on E: (Gb)	Used disk space on E: (Gb)
4/6/2024	37	249	156	16	265	223	83	100	17
4/5/2024	38	249	155	16	265	223	83	100	17
4/4/2024	38	249	154	16	265	223	83	100	17
4/3/2024	39	249	153	16	265	223	83	100	17
4/2/2024	39	249	152	16	265	223	87	100	13
4/1/2024	39	249	152	16	265	223	86	100	14
3/31/2024	39	249	151	16	265	223	86	100	14

Database Performance RAS_PRD_NEDLIN-ST-APP01_ABS1



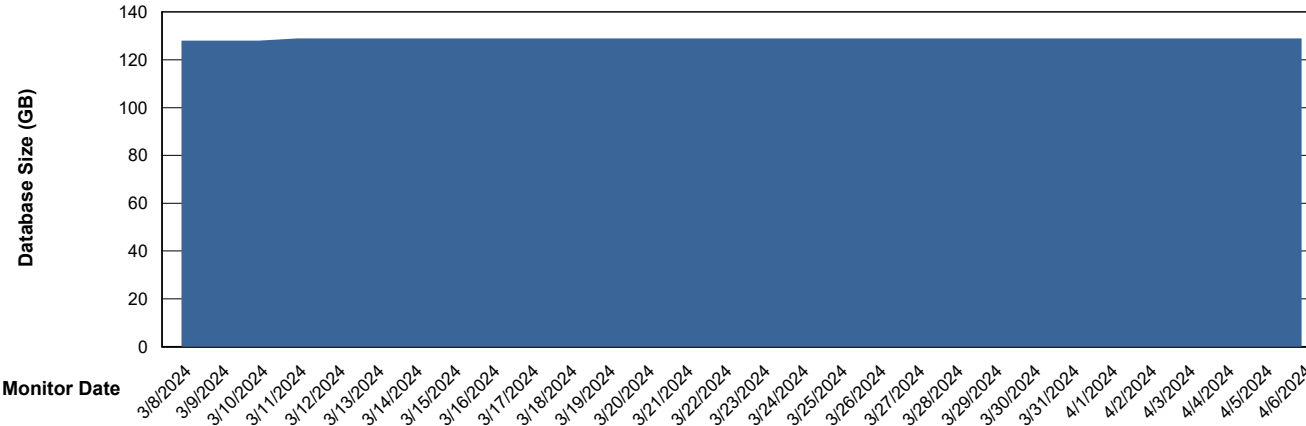
Weekly SLA Customer Report

Customer RAS_Production
 Database ID 189



DATABASE SIZE RAS_PRD_NEDLIN-ST-APP01_ABS1

Database growth over last month



Database Tablespace RAS_PRD_NEDLIN-ST-APP01_ABS1

Date	Tablespace Name	Filesize (Gb)	Usedsize (Gb)	Percentage free
4/6/2024	ABSDATA	60	34	43
	INDX	128	86	33
4/5/2024	ABSDATA	60	34	43
	INDX	128	86	33
4/4/2024	ABSDATA	60	34	43
	INDX	128	86	33
4/3/2024	ABSDATA	60	34	43
	INDX	128	86	33
4/2/2024	ABSDATA	60	34	43
	INDX	128	86	33
4/1/2024	ABSDATA	60	34	44
	INDX	128	86	33
3/31/2024	ABSDATA	60	34	44
	INDX	128	86	33

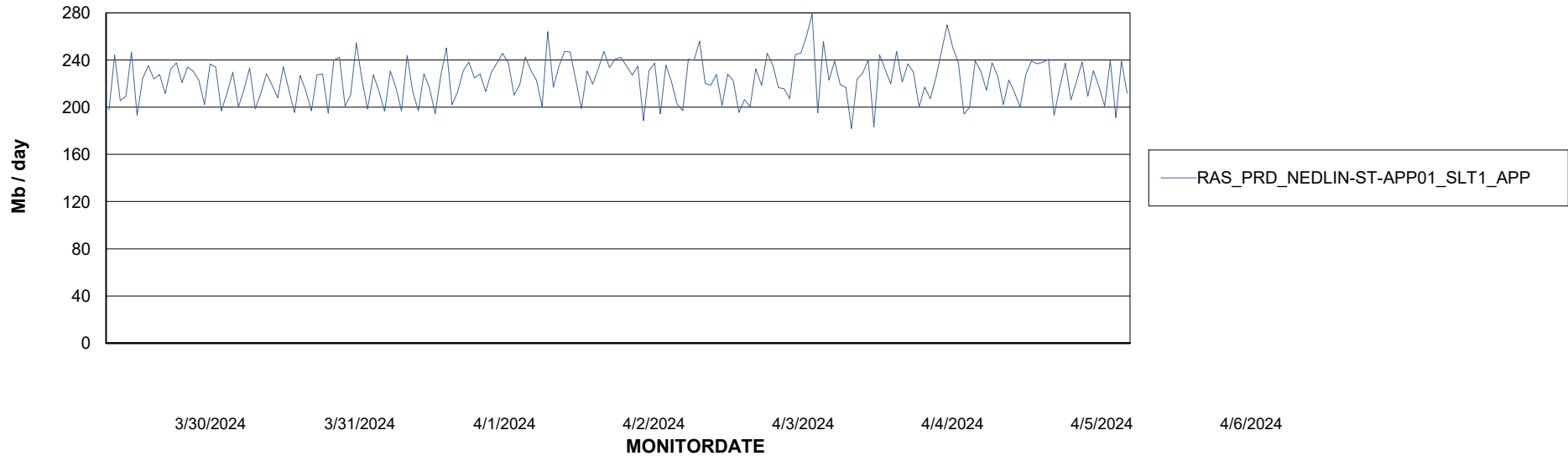
Weekly SLA Customer Report

Customer RAS_Production
Database ID 189

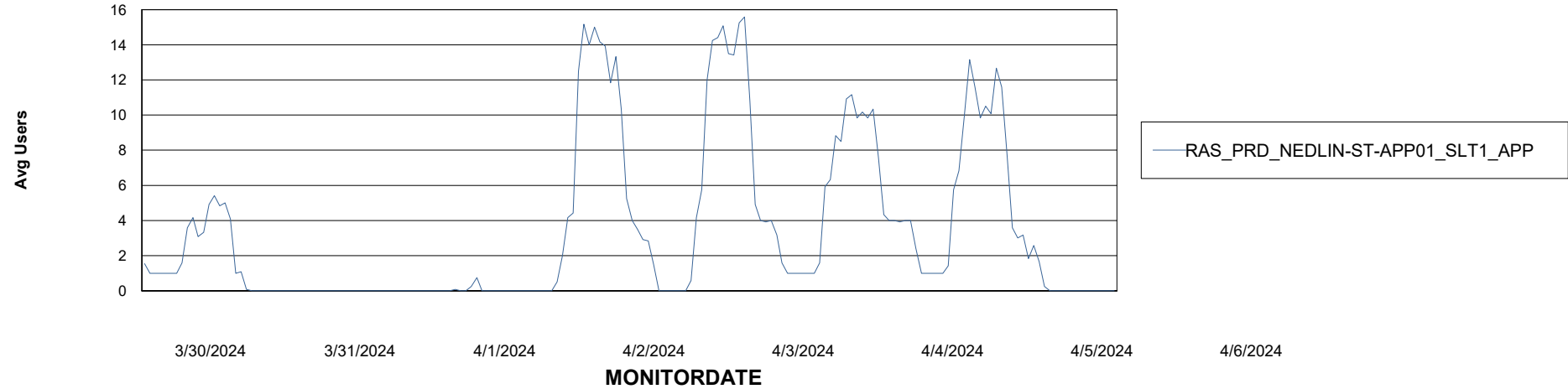


ABSSolute Application Server Services

Avg memory used per ABS Server Service



Avg users per day per ABS server



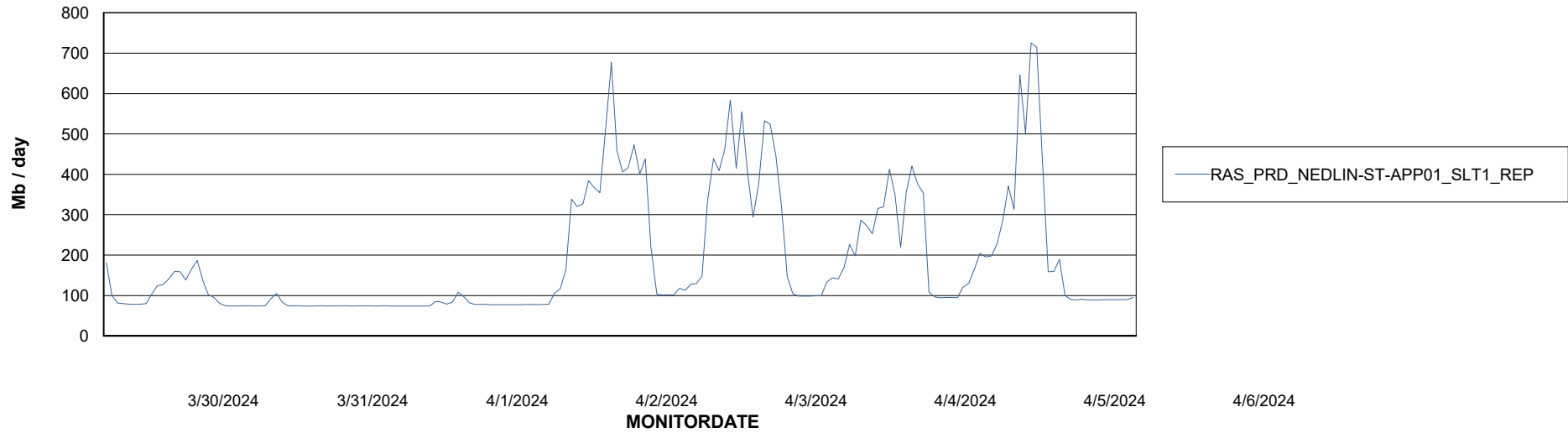
Weekly SLA Customer Report

Customer RAS_Production
Database ID 189



ABSSolute Application ReportServer Services

Avg memory used per ReportServer Service



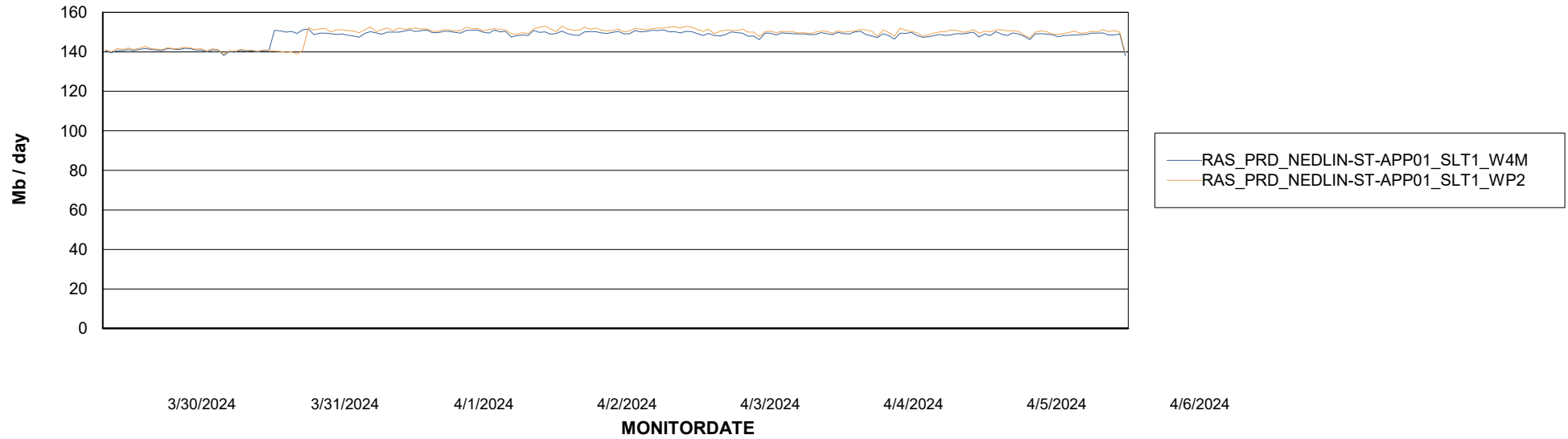
Weekly SLA Customer Report

Customer RAS_Production
Database ID 189



ABSSolute Web Component Services

Avg memory used per ABS Web component



Weekly SLA Customer Report

Customer RAS_Production
Database ID 189



Disaster per ABS component

