

Weekly SLA Customer Report

Customer LLG_Production
 Database ID 148



Harddisk Usage LLG_ABSAPPS01

	Free disk space on C: (%)	Total disk space on C: (Gb)	Used disk space on C: (Gb)	Free disk space on D: (%)	Total disk space on D: (Gb)	Used disk space on D: (Gb)
4/6/2024	77	500	114	98	393	7
4/5/2024	77	500	114	98	393	7
4/4/2024	77	500	114	98	393	7
4/3/2024	77	500	113	98	393	7
4/2/2024	77	500	113	98	393	7
4/1/2024	77	500	113	98	393	7
3/31/2024	77	500	113	98	393	7

Harddisk Usage LLG_ABSApps02

	Free disk space on C: (%)	Total disk space on C: (Gb)	Used disk space on C: (Gb)	Free disk space on D: (%)	Total disk space on D: (Gb)	Used disk space on D: (Gb)
4/6/2024	93	500	34	97	393	13
4/5/2024	93	500	34	97	393	13
4/4/2024	93	500	34	97	393	13
4/3/2024	93	500	34	97	393	13
4/2/2024	93	500	34	97	393	13
4/1/2024	93	500	34	97	393	13
3/31/2024	93	500	34	97	393	13

Weekly SLA Customer Report

Customer LLG_Production
 Database ID 148



Harddisk Usage LLG_ABSBI01

	Free disk space on C: (%)	Total disk space on C: (Gb)	Used disk space on C: (Gb)	Free disk space on D: (%)	Total disk space on D: (Gb)	Used disk space on D: (Gb)
4/6/2024	84	446	72	91	2,681	234
4/5/2024	84	446	72	91	2,681	234
4/4/2024	84	446	72	91	2,681	234
4/3/2024	84	446	71	91	2,681	234
4/2/2024	84	446	71	91	2,681	234
4/1/2024	84	446	71	91	2,681	234
3/31/2024	84	446	71	91	2,681	236

Harddisk Usage LLG_ABSDB01

	Free disk space on C: (%)	Total disk space on C: (Gb)	Used disk space on C: (Gb)	Free disk space on D: (%)	Total disk space on D: (Gb)	Used disk space on D: (Gb)	Free disk space on E: (%)	Total disk space on E: (Gb)	Used disk space on E: (Gb)
4/6/2024	88	446	53	72	1,605	450	55	1,077	486
4/5/2024	88	446	53	72	1,605	450	40	1,077	641
4/4/2024	88	446	53	72	1,605	450	40	1,077	643
4/3/2024	88	446	53	72	1,605	450	40	1,077	642
4/2/2024	88	446	53	72	1,605	450	41	1,077	640
4/1/2024	88	446	53	72	1,605	450	41	1,077	639
3/31/2024	88	446	53	72	1,605	450	53	1,077	505

Weekly SLA Customer Report

Customer LLG_Production
 Database ID 148



Harddisk Usage LLG_ABSDB02

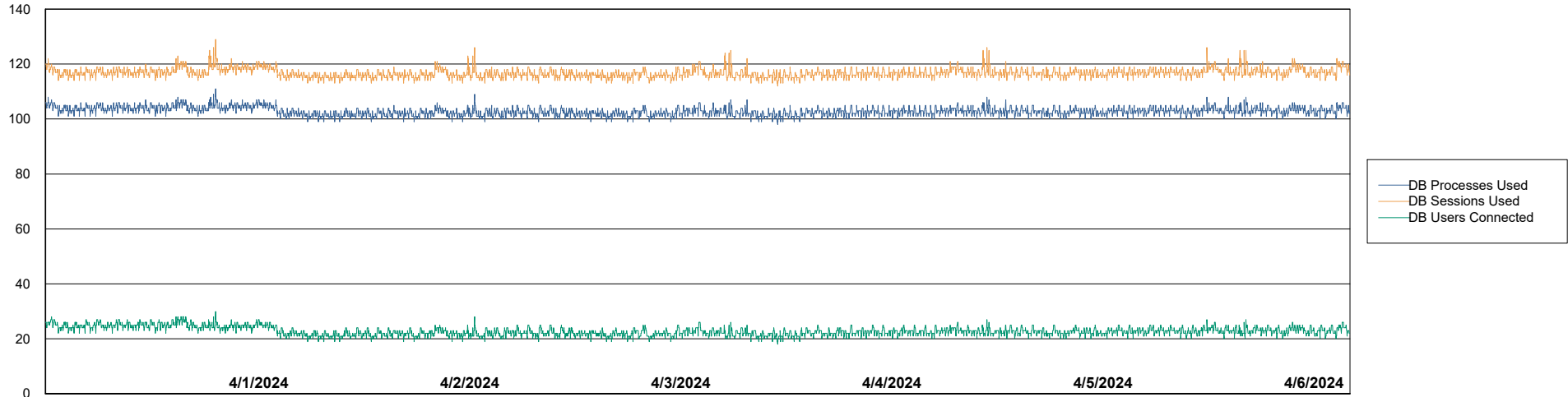
	Free disk space on C: (%)	Total disk space on C: (Gb)	Used disk space on C: (Gb)	Free disk space on D: (%)	Total disk space on D: (Gb)	Used disk space on D: (Gb)	Free disk space on E: (%)	Total disk space on E: (Gb)	Used disk space on E: (Gb)
4/6/2024	89	446	48	64	1,605	576	83	1,077	181
4/5/2024	89	446	50	64	1,605	578	83	1,077	183
4/4/2024	89	446	50	64	1,605	579	68	1,077	342
4/3/2024	89	446	50	64	1,605	579	54	1,077	500
4/2/2024	89	446	50	64	1,605	579	54	1,077	498
4/1/2024	89	446	50	64	1,605	579	54	1,077	497
3/31/2024	89	446	50	64	1,605	579	67	1,077	359

Weekly SLA Customer Report

Customer LLG_Production
Database ID 148



Database Performance LLG_ABSBI01_BI_PROD_ABS1



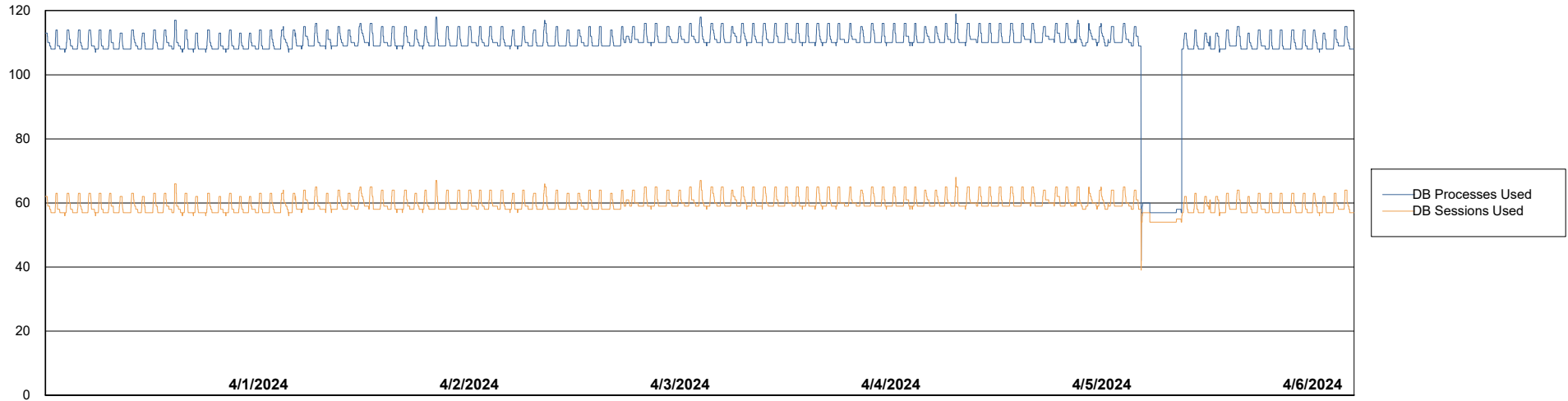
Weekly SLA Customer Report

Customer LLG_Production
Database ID 148



Database Performance LLG_ABSDB02_PROD_HSBABS1

DB Processes Max 4
DB Processes Max 0
DB Processes Max 300

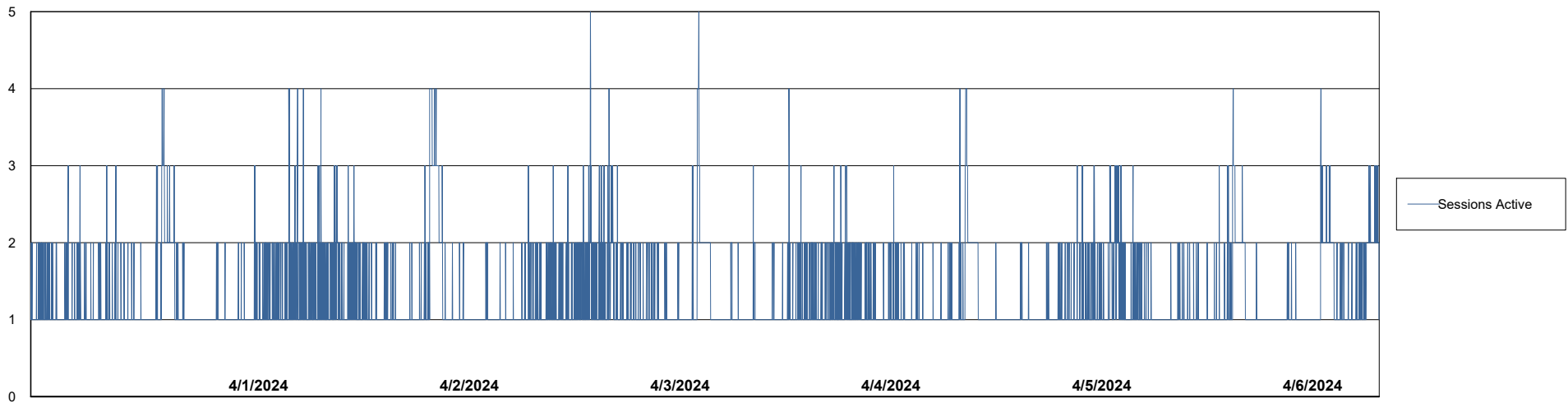
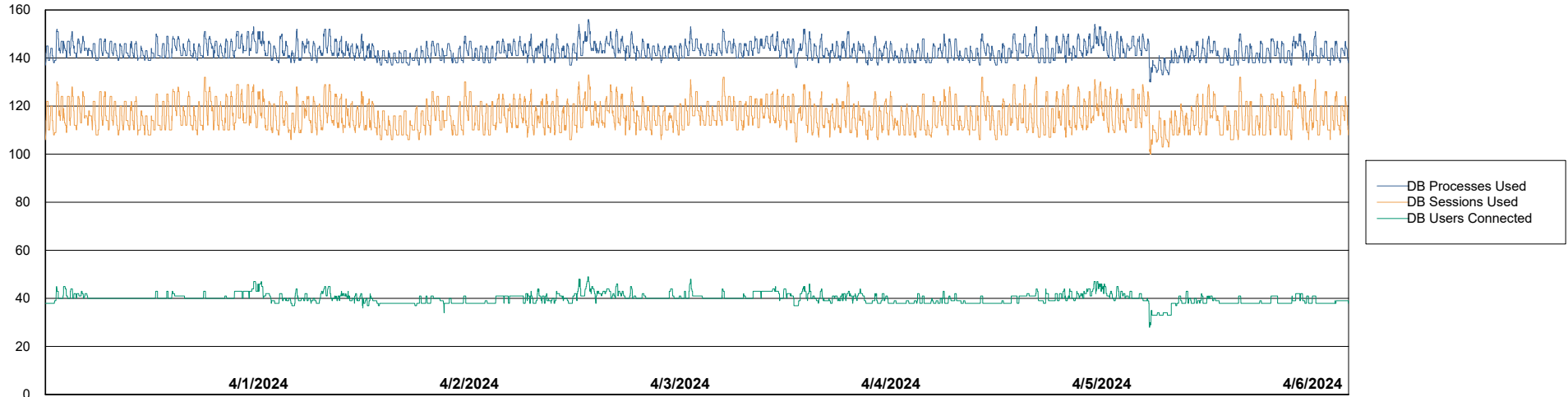


Weekly SLA Customer Report

Customer LLG_Production
Database ID 148



Database Performance LLG_ABSDB1_PROD_ABS1



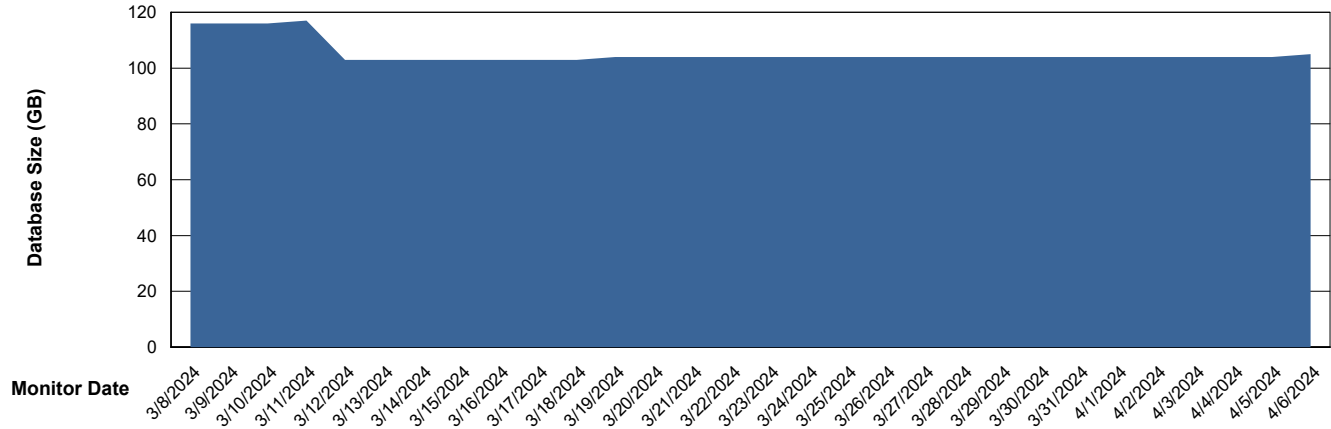
Weekly SLA Customer Report

Customer LLG_Production
Database ID 148



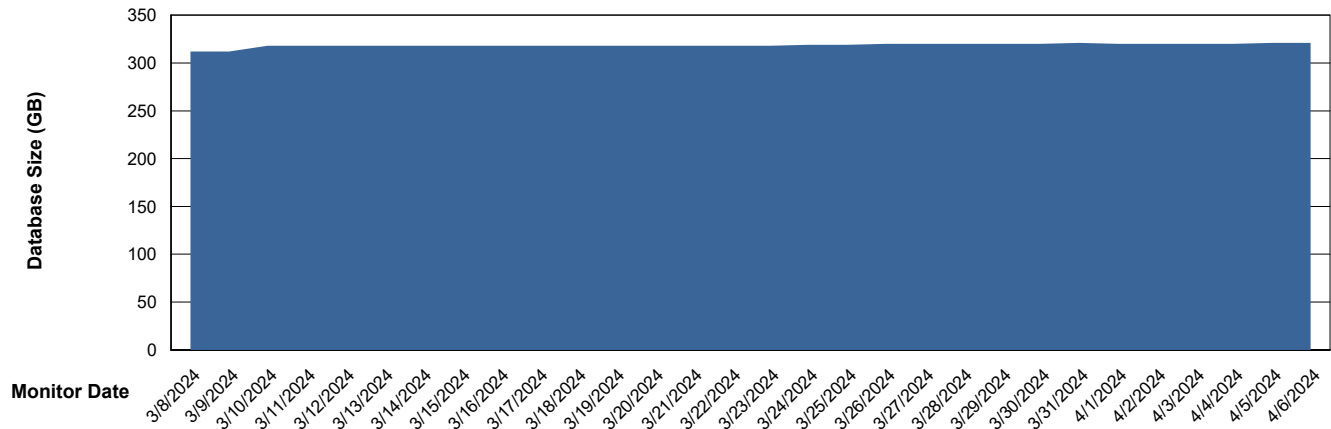
DATABASE SIZE LLG_ABSBI01_BI_PROD_ABS1

Database growth over last month



DATABASE SIZE LLG_ABSDB1_PROD_ABS1

Database growth over last month



Weekly SLA Customer Report

Customer LLG_Production
 Database ID 148



Database Tablespace LLG_ABSBI01_BI_PROD_ABS1

Date	Tablespace Name	Filesize (Gb)	Usedsize (Gb)	Percentage free
4/6/2024	ABSDATA	64	43	32
	INDX	72	54	25
4/5/2024	ABSDATA	64	43	32
	INDX	72	54	25
4/4/2024	ABSDATA	64	43	32
	INDX	72	54	25
4/3/2024	ABSDATA	64	43	33
	INDX	72	54	25
4/2/2024	ABSDATA	64	43	33
	INDX	72	54	26
4/1/2024	ABSDATA	64	43	33
	INDX	72	54	26
3/31/2024	ABSDATA	64	43	33
	INDX	72	54	26

Weekly SLA Customer Report

Customer LLG_Production
 Database ID 148



Database Tablespace LLG_ABSDB1_PROD_ABS1

Date	Tablespace Name	Filesize (Gb)	Usedsize (Gb)	Percentage free
4/6/2024	ABSDATA	178	133	25
	INDX	224	177	21
4/5/2024	ABSDATA	178	133	25
	INDX	224	177	21
4/4/2024	ABSDATA	178	133	25
	INDX	224	177	21
4/3/2024	ABSDATA	178	133	25
	INDX	224	177	21
4/2/2024	ABSDATA	178	133	25
	INDX	224	177	21
4/1/2024	ABSDATA	178	133	25
	INDX	224	177	21
3/31/2024	ABSDATA	178	133	25
	INDX	224	177	21

BI Status and last ETL error for LLG_ABSBI01_BI_PROD_ABS1

	Mon 1/4/2024	Tue 2/4/2024	Wed 3/4/2024	Thu 4/4/2024	Fri 5/4/2024	Sat 6/4/2024
ABS DataWarehouse ETL Health	OK	OK	OK	OK	OK	OK
ABS DWHStaging ETL Health	OK	OK	OK	OK	OK	OK

Weekly SLA Customer Report

Customer LLG_Production
Database ID 148



BI last ETL error for	LLG_ABSBI01_BI_PROD_ABS1
-----------------------	--------------------------

Wed, 3-04-2024	None
Sat, 6-04-2024	None
Sun, 31-03-2024	None
Wed, 3-04-2024	None
Fri, 5-04-2024	None
Mon, 1-04-2024	None
Thu, 4-04-2024	None
Fri, 5-04-2024	None
Thu, 4-04-2024	None
Tue, 2-04-2024	None
Sun, 31-03-2024	None
Mon, 1-04-2024	None
Tue, 2-04-2024	None
Sat, 6-04-2024	None

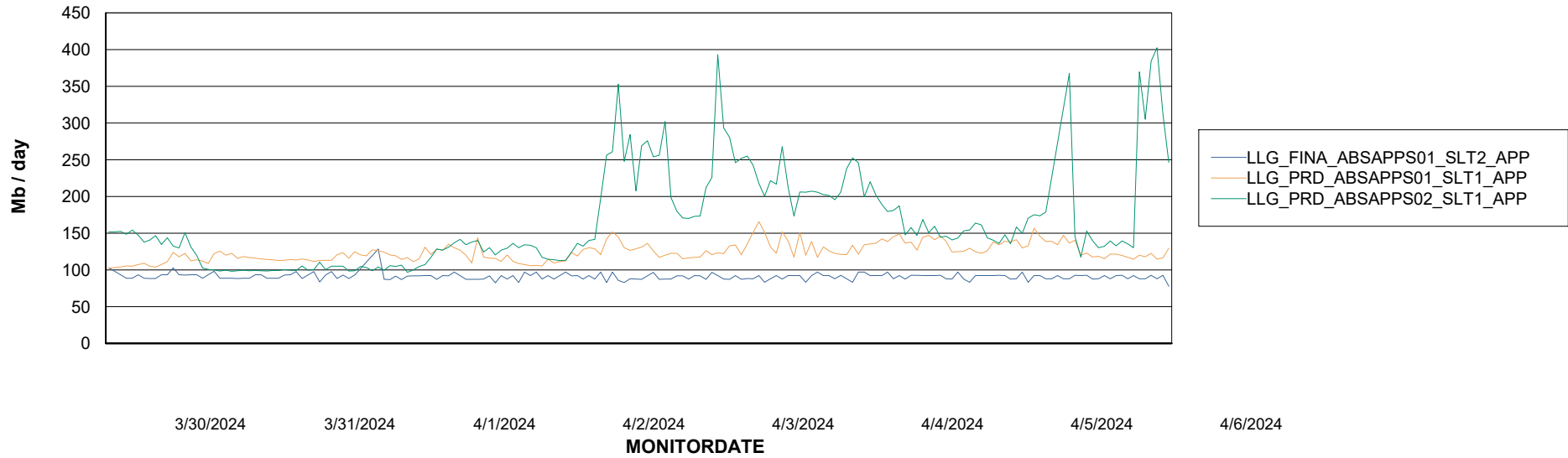
Weekly SLA Customer Report

Customer LLG_Production
Database ID 148

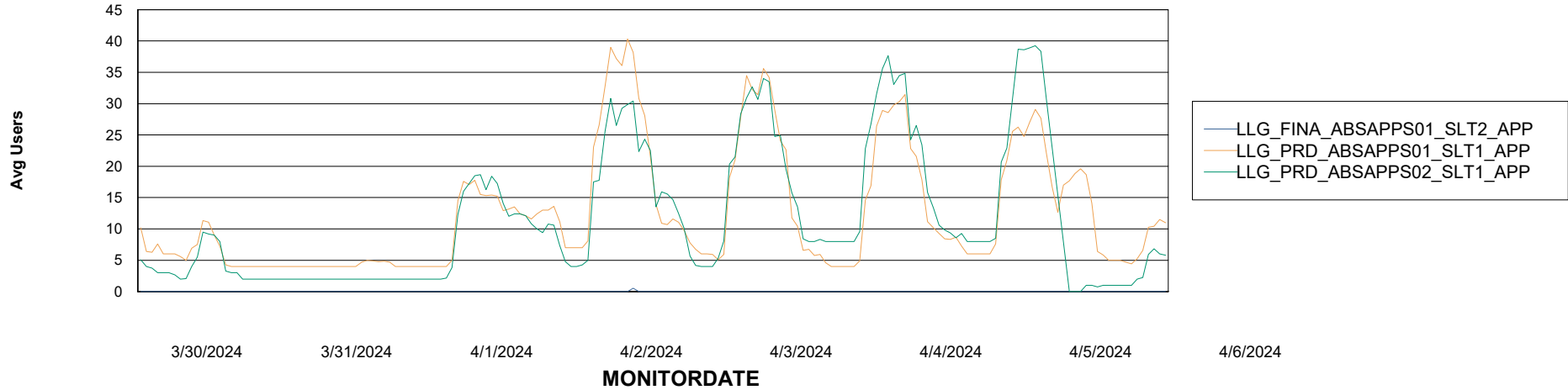


ABSSolute Application Server Services

Avg memory used per ABS Server Service



Avg users per day per ABS server



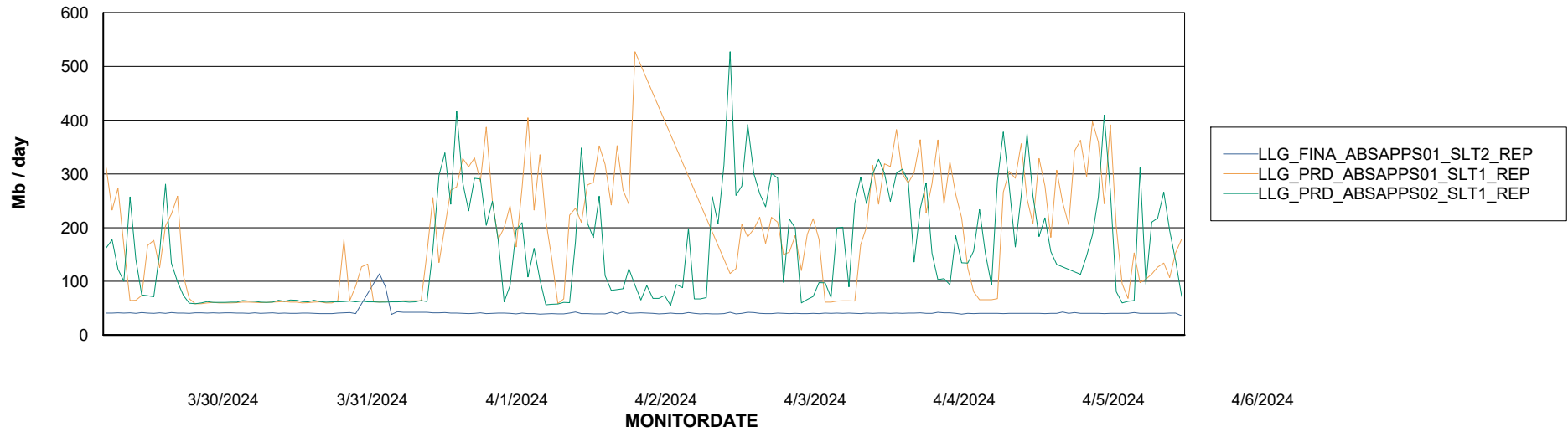
Weekly SLA Customer Report

Customer LLG_Production
Database ID 148



ABSSolute Application ReportServer Services

Avg memory used per ReportServer Service



Disaster per ABS component

