

# Weekly SLA Customer Report

Customer SPI\_Production  
 Database ID 49



Harddisk Usage SPI\_PRD\_SRV2016-SW1

	Free disk space on C: (%)	Total disk space on C: (Gb)	Used disk space on C: (Gb)	Free disk space on D: (%)	Total disk space on D: (Gb)	Used disk space on D: (Gb)
3/30/2024	43	79	45	55	100	45
3/29/2024	43	79	45	55	100	45
3/28/2024	43	79	45	55	100	45
3/27/2024	43	79	45	55	100	45
3/26/2024	43	79	45	55	100	45
3/25/2024	43	79	45	55	100	45
3/24/2024	43	79	45	55	100	45

Harddisk Usage SPI\_PRD\_SRV2016-SW2

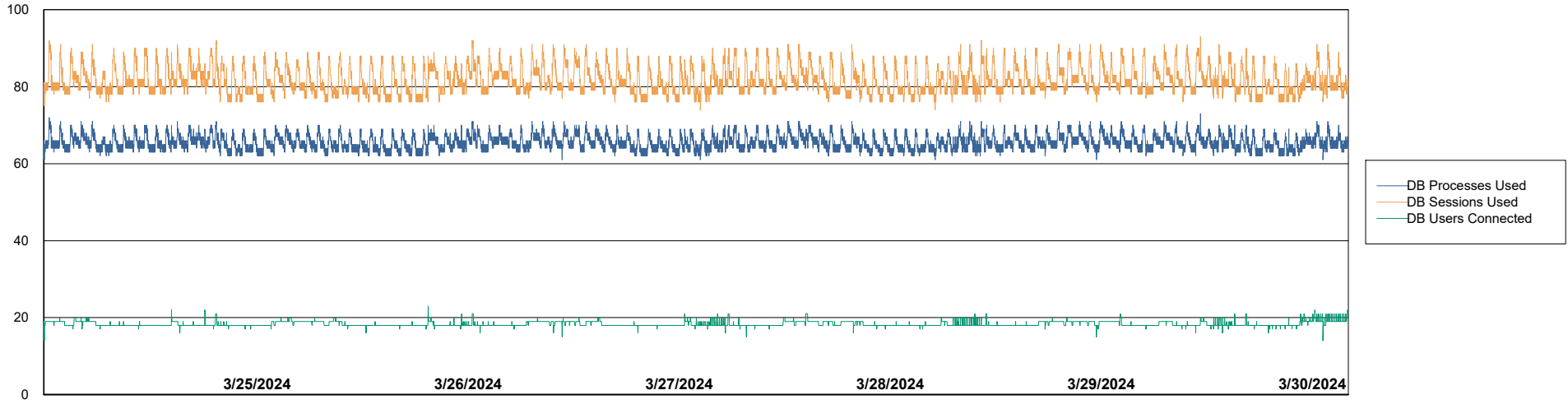
	Free disk space on C: (%)	Total disk space on C: (Gb)	Used disk space on C: (Gb)	Free disk space on D: (%)	Total disk space on D: (Gb)	Used disk space on D: (Gb)
3/30/2024	47	79	42	59	150	62
3/29/2024	47	79	42	59	150	62
3/28/2024	47	79	42	59	150	62
3/27/2024	48	79	42	59	150	62
3/26/2024	48	79	42	59	150	62
3/25/2024	47	79	42	59	150	62
3/24/2024	47	79	42	59	150	62

# Weekly SLA Customer Report

Customer SPI\_Production  
Database ID 49



Database Performance SPI\_PRD\_SRV2016-SW1\_ABS1



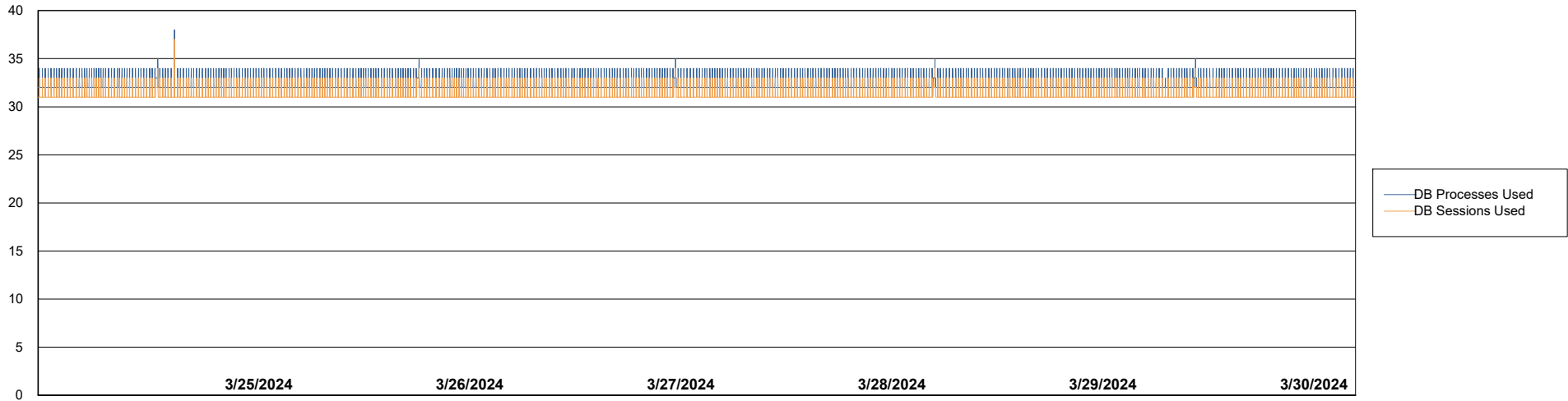
# Weekly SLA Customer Report

Customer SPI\_Production  
Database ID 49



Database Performance SPI\_PRD\_SRV2016-SW2\_HSBABS1

DB Processes Max 500



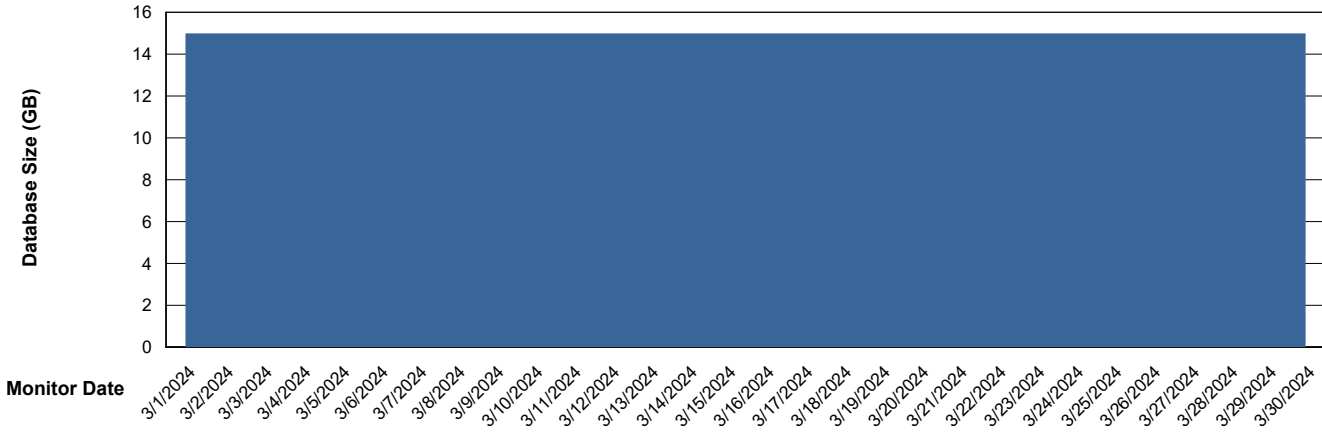
# Weekly SLA Customer Report

Customer SPI\_Production  
 Database ID 49



DATABASE SIZE SPI\_PRD\_SRV2016-SW1\_ABS1

## Database growth over last month



Database Tablespace SPI\_PRD\_SRV2016-SW1\_ABS1

Date	Tablespace Name	Filesize (Gb)	Usedsize (Gb)	Percentage free
3/30/2024	ABSDATA	5	3	43
	INDX	8	5	39
3/29/2024	ABSDATA	5	3	43
	INDX	8	5	39
3/28/2024	ABSDATA	5	3	43
	INDX	8	5	39
3/27/2024	ABSDATA	5	3	43
	INDX	8	5	39
3/26/2024	ABSDATA	5	3	43
	INDX	8	5	39
3/25/2024	ABSDATA	5	3	43
	INDX	8	5	39
3/24/2024	ABSDATA	5	3	43
	INDX	8	5	39