

# Weekly SLA Customer Report

Customer NIX\_Production  
 Database ID 51



Harddisk Usage NIX\_PRD\_ABSAPP01

	Free disk space on C: (%)	Total disk space on C: (Gb)	Used disk space on C: (Gb)	Free disk space on E: (%)	Total disk space on E: (Gb)	Used disk space on E: (Gb)
3/30/2024	76	207	50	100	98	0
3/29/2024	76	207	50	100	98	0
3/28/2024	76	207	49	100	98	0
3/27/2024	76	207	49	100	98	0
3/26/2024	76	207	50	100	98	0
3/25/2024	75	207	51	100	98	0
3/24/2024	74	207	53	100	98	0

Harddisk Usage NIX\_PRD\_ABSAPP04

	Free disk space on C: (%)	Total disk space on C: (Gb)	Used disk space on C: (Gb)
3/30/2024	54	127	58
3/29/2024	54	127	58
3/28/2024	54	127	58
3/27/2024	54	127	58
3/26/2024	54	127	58
3/25/2024	50	127	63
3/24/2024	49	127	65

# Weekly SLA Customer Report

Customer NIX\_Production  
Database ID 51



## Harddisk Usage NIX\_PRD\_ABSBI

	Free disk space on C: (%)	Total disk space on C: (Gb)	Used disk space on C: (Gb)	Free disk space on E: (%)	Total disk space on E: (Gb)	Used disk space on E: (Gb)
3/30/2024	64	179	65	49	700	354
3/29/2024	64	179	65	50	700	352
3/28/2024	64	179	65	50	700	352
3/27/2024	64	179	65	50	700	352
3/26/2024	64	179	65	50	700	352
3/25/2024	64	179	65	50	700	352
3/24/2024	64	179	65	50	700	352

## Harddisk Usage NIX\_PRD\_ABSDB01

	Free disk space on C: (%)	Total disk space on C: (Gb)	Used disk space on C: (Gb)	Free disk space on D: (%)	Total disk space on D: (Gb)	Used disk space on D: (Gb)	Free disk space on E: (%)	Total disk space on E: (Gb)	Used disk space on E: (Gb)	Free disk space on F: (%)
3/30/2024	67	554	186	44	586	326	45	605	331	38
3/29/2024	66	554	187	44	586	326	45	605	331	38
3/28/2024	66	554	187	44	586	326	45	605	331	37
3/27/2024	66	554	187	44	586	326	45	605	331	37
3/26/2024	66	554	187	44	586	326	45	605	331	38
3/25/2024	66	554	186	44	586	326	45	605	331	39
3/24/2024	66	554	186	44	586	326	45	605	331	38

# Weekly SLA Customer Report

Customer NIX\_Production  
 Database ID 51



Harddisk Usage NIX\_PRD\_ABSDB02

	Free disk space on C: (%)	Total disk space on C: (Gb)	Used disk space on C: (Gb)	Free disk space on D: (%)	Total disk space on D: (Gb)	Used disk space on D: (Gb)	Free disk space on E: (%)	Total disk space on E: (Gb)	Used disk space on E: (Gb)	Free disk space on F: (%)
3/30/2024	88	574	70	39	488	297	52	684	331	87
3/29/2024	88	574	71	39	488	297	52	684	331	87
3/28/2024	88	574	71	39	488	297	52	684	331	87
3/27/2024	88	574	71	39	488	297	52	684	331	87
3/26/2024	88	574	71	39	488	297	52	684	331	87
3/25/2024	88	574	70	39	488	297	52	684	331	88
3/24/2024	88	574	71	39	488	297	52	684	331	88

Harddisk Usage NIX\_PRD\_ABSWEB02

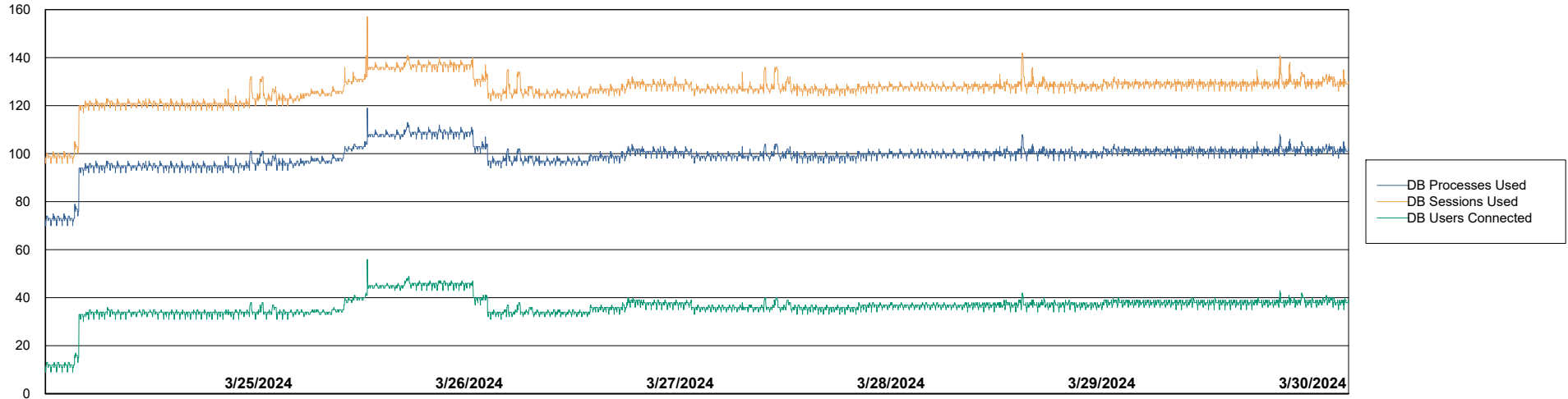
	Free disk space on C: (%)	Total disk space on C: (Gb)	Used disk space on C: (Gb)
3/30/2024	86	300	43
3/29/2024	86	300	43
3/28/2024	86	300	43
3/27/2024	86	300	43
3/26/2024	86	300	43
3/25/2024	86	300	43
3/24/2024	86	300	43

# Weekly SLA Customer Report

Customer NIX\_Production  
Database ID 51



## Database Performance NIX\_PRD\_ABSBI\_ABS1

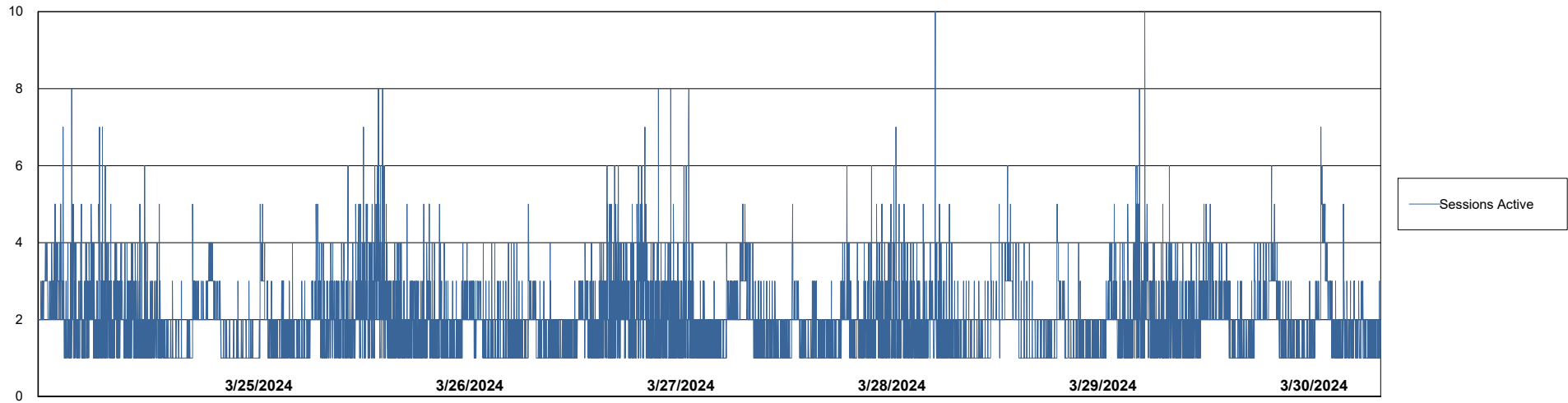
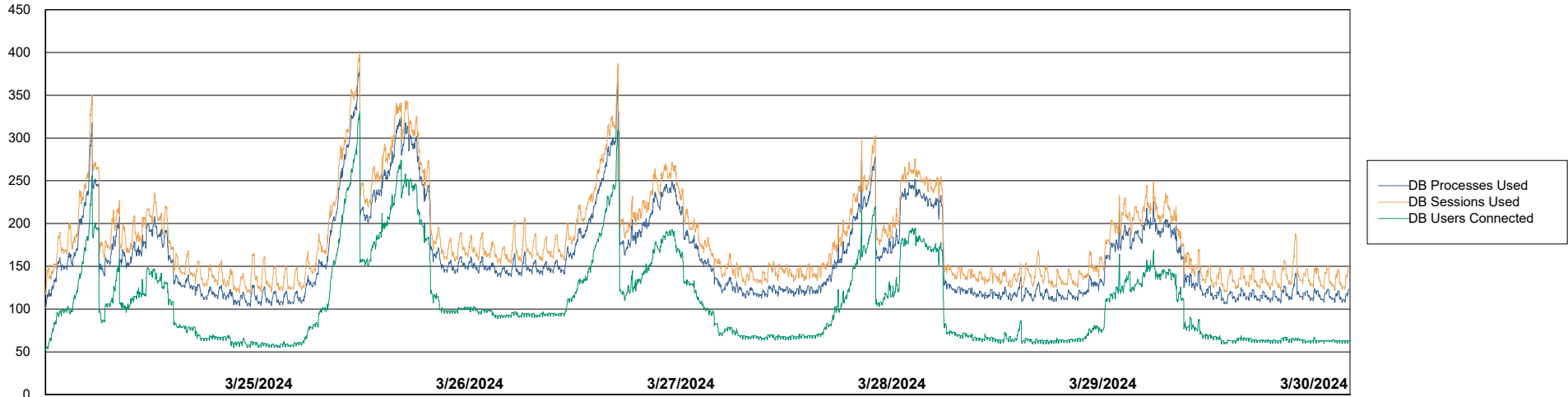


# Weekly SLA Customer Report

Customer NIX\_Production  
Database ID 51



## Database Performance NIX\_PRD\_ABSD01\_ABS1



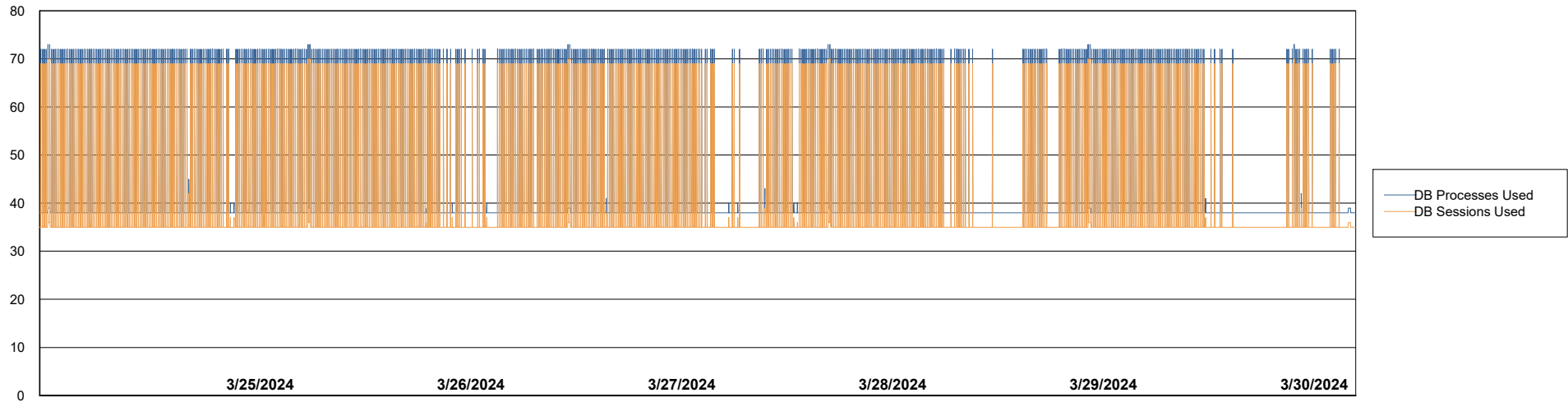
# Weekly SLA Customer Report

Customer NIX\_Production  
Database ID 51



Database Performance NIX\_PRD\_ABSDB02\_HSBABS1

DB Processes Max 300



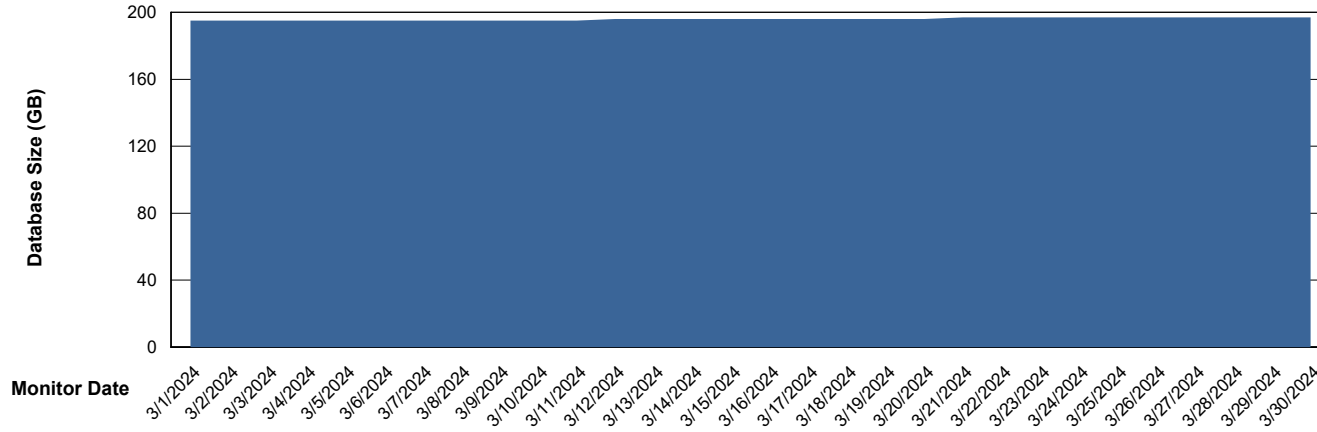
# Weekly SLA Customer Report

Customer NIX\_Production  
Database ID 51



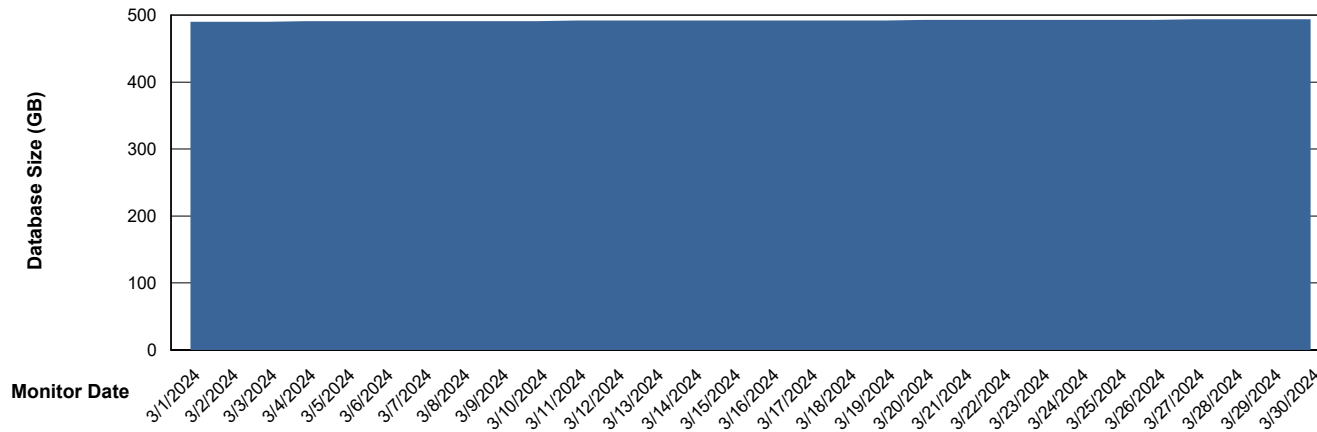
DATABASE SIZE NIX\_PRD\_ABSBI\_ABS1

### Database growth over last month



DATABASE SIZE NIX\_PRD\_ABSDB01\_ABS1

### Database growth over last month



# Weekly SLA Customer Report

Customer NIX\_Production  
Database ID 51



Database Tablespace NIX\_PRD\_ABSBI\_ABS1

Date	Tablespace Name	Filesize (Gb)	Usedsize (Gb)	Percentage free
3/30/2024	ABSDATA	111	88	21
	INDX	129	108	16
3/29/2024	ABSDATA	111	88	21
	INDX	129	108	16
3/28/2024	ABSDATA	111	88	21
	INDX	129	108	16
3/27/2024	ABSDATA	111	88	21
	INDX	129	108	16
3/26/2024	ABSDATA	111	88	21
	INDX	129	108	16
3/25/2024	ABSDATA	111	88	21
	INDX	129	108	16
3/24/2024	ABSDATA	111	88	21
	INDX	129	108	16

# Weekly SLA Customer Report

Customer NIX\_Production  
 Database ID 51



Database Tablespace NIX\_PRD\_ABSD01\_ABS1

Date	Tablespace Name	Filesize (Gb)	Usedsize (Gb)	Percentage free
3/30/2024	ABSDATA	238	197	17
	INDX	331	272	18
3/29/2024	ABSDATA	238	197	17
	INDX	331	272	18
3/28/2024	ABSDATA	238	197	17
	INDX	331	272	18
3/27/2024	ABSDATA	238	197	17
	INDX	331	272	18
3/26/2024	ABSDATA	238	197	17
	INDX	331	272	18
3/25/2024	ABSDATA	238	196	18
	INDX	331	271	18
3/24/2024	ABSDATA	238	196	18
	INDX	331	271	18

BI Status and last ETL error for NIX\_PRD\_ABSBI\_ABS1

	Mon 25/3/2024	Tue 26/3/2024	Wed 27/3/2024	Thu 28/3/2024	Fri 29/3/2024	Sat 30/3/2024
<b>ABS DataWarehouse ETL Health</b>	OK	OK	OK	OK	OK	OK
<b>ABS DWHStaging ETL Health</b>	OK	OK	OK	OK	OK	OK

# Weekly SLA Customer Report

Customer NIX\_Production  
Database ID 51



BI last ETL error for	NIX_PRD_ABSBI_ABS1
-----------------------	--------------------

Sun, 24-03-2024	None
Thu, 28-03-2024	None
Thu, 28-03-2024	None
Tue, 26-03-2024	None
Wed, 27-03-2024	None
Sun, 24-03-2024	None
Tue, 26-03-2024	None
Fri, 29-03-2024	None
Mon, 25-03-2024	None
Fri, 29-03-2024	None
Sat, 30-03-2024	None
Wed, 27-03-2024	None
Sat, 30-03-2024	None
Mon, 25-03-2024	None

# Weekly SLA Customer Report

Customer NIX\_Production  
Database ID 51



Standby Database Health NIX\_Production

## Recovery lag for last 7 days



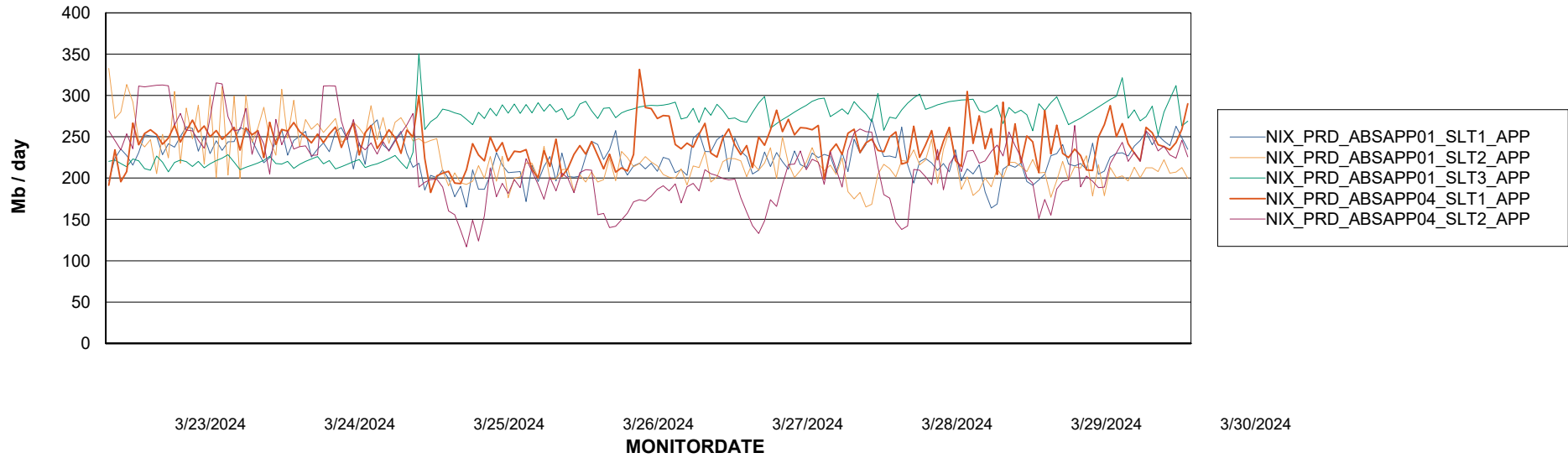
# Weekly SLA Customer Report

Customer NIX\_Production  
Database ID 51

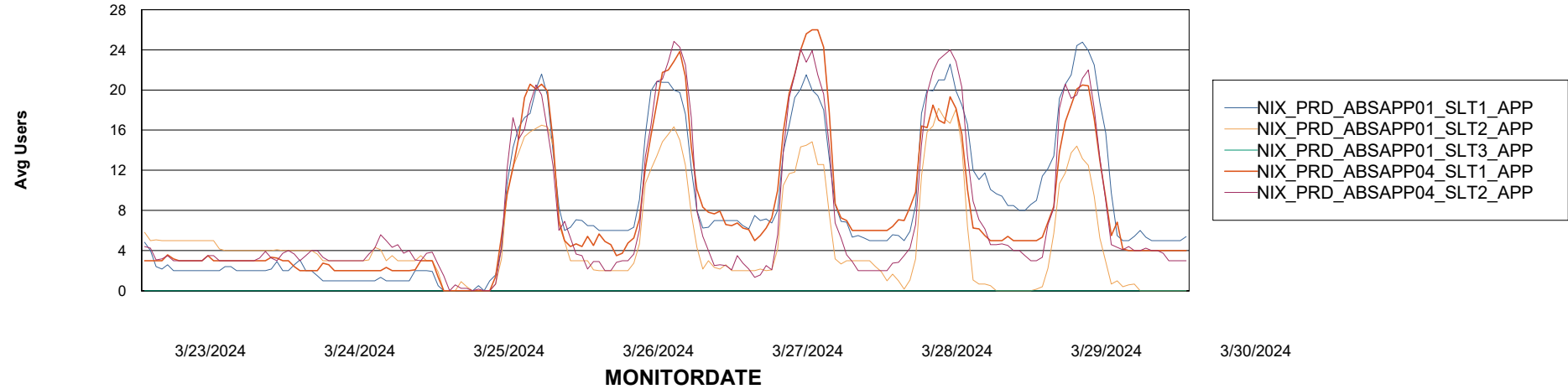


## ABSSolute Application Server Services

### Avg memory used per ABS Server Service



### Avg users per day per ABS server



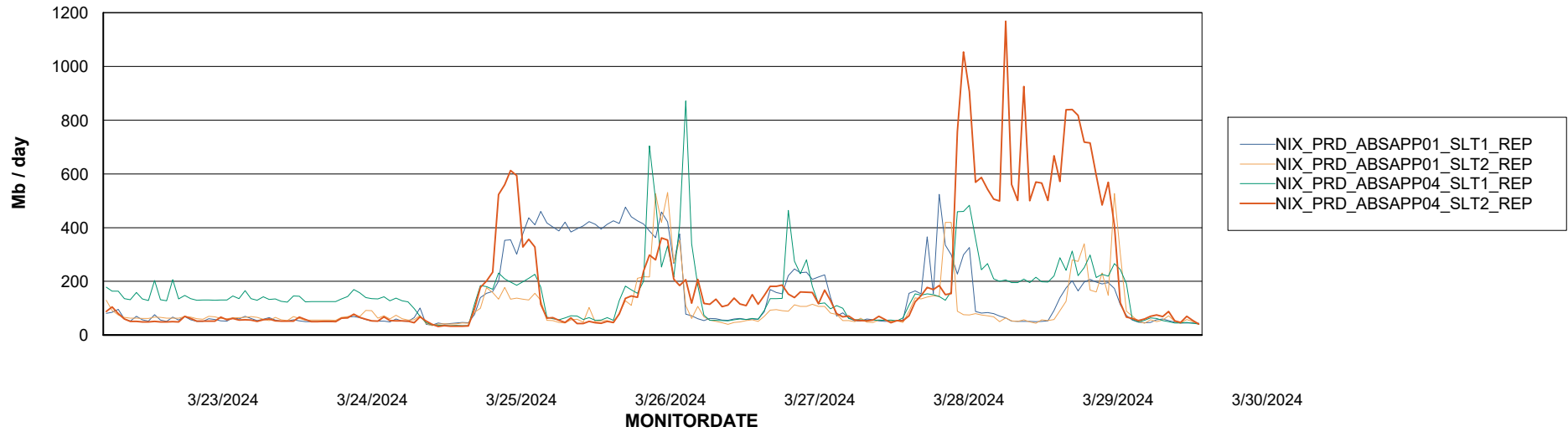
# Weekly SLA Customer Report

Customer NIX\_Production  
Database ID 51



## ABSSolute Application ReportServer Services

### Avg memory used per ReportServer Service



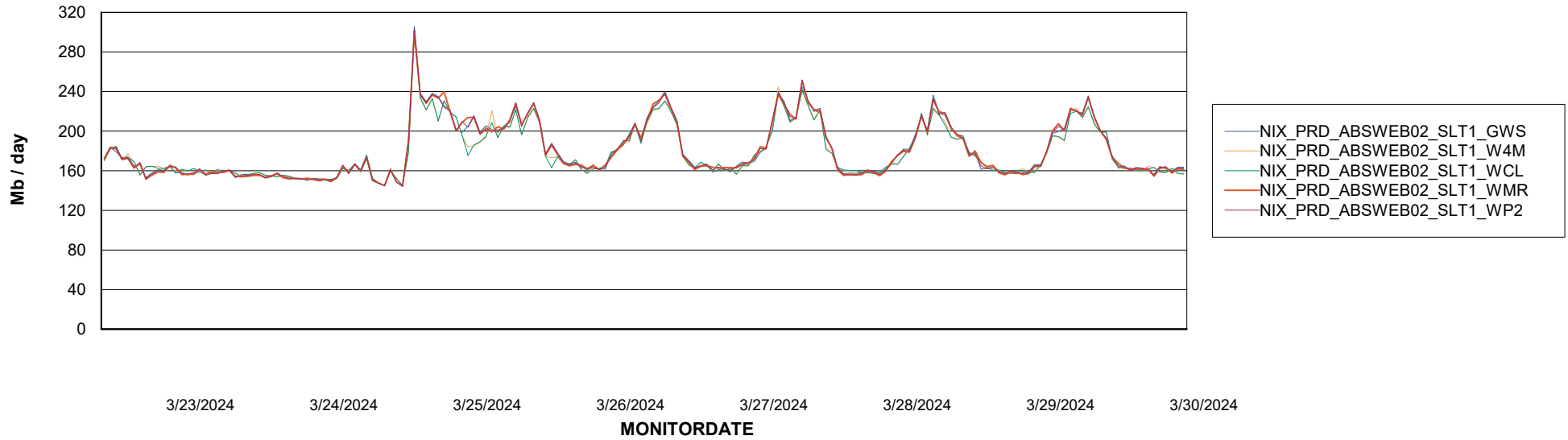
# Weekly SLA Customer Report

Customer NIX\_Production  
Database ID 51



## ABSSolute Web Component Services

### Avg memory used per ABS Web component



# Weekly SLA Customer Report

Customer NIX\_Production  
Database ID 51



### Disaster per ABS component

