

Weekly SLA Customer Report

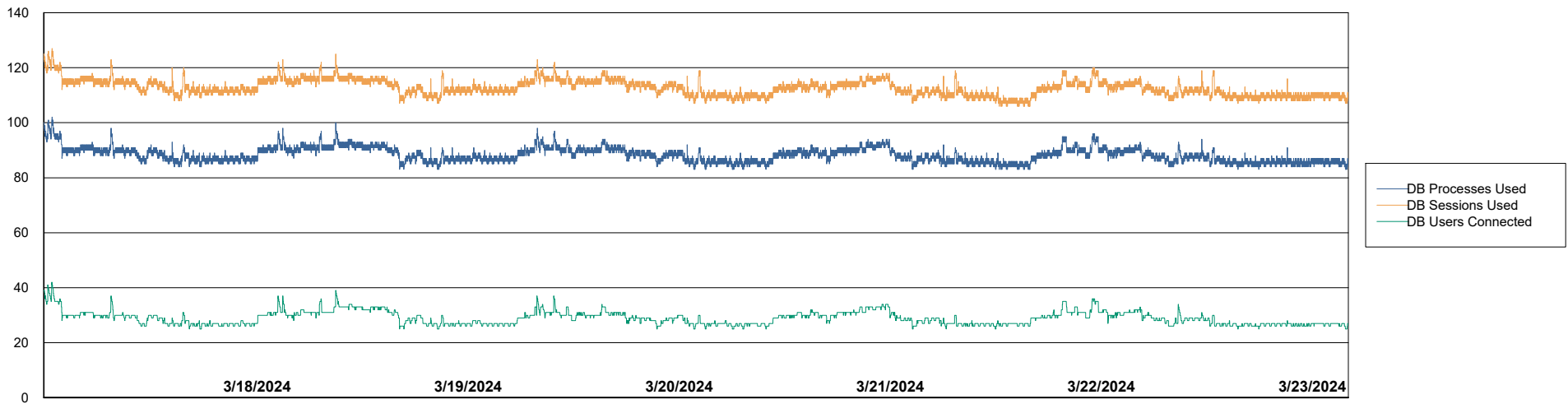
Customer RAS_Production
 Database ID 189



Harddisk Usage RAS_PRD_NEDLIN-ST-APP01

	Free disk space on C: (%)	Total disk space on C: (Gb)	Used disk space on C: (Gb)	Free disk space on D: (%)	Total disk space on D: (Gb)	Used disk space on D: (Gb)	Free disk space on E: (%)	Total disk space on E: (Gb)	Used disk space on E: (Gb)
3/23/2024	40	249	149	16	265	223	88	100	12
3/22/2024	40	249	149	16	265	223	88	100	12
3/21/2024	41	249	148	16	265	223	88	100	12
3/20/2024	41	249	147	16	265	223	88	100	12
3/19/2024	41	249	147	16	265	223	88	100	12
3/18/2024	42	249	146	16	265	223	88	100	12
3/17/2024	42	249	145	16	265	223	88	100	12

Database Performance RAS_PRD_NEDLIN-ST-APP01_ABS1



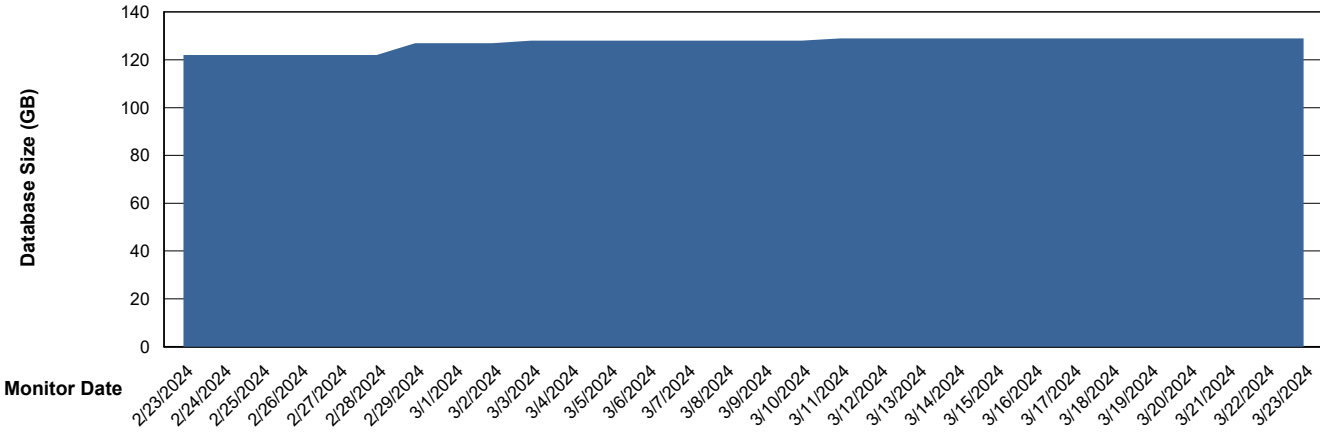
Weekly SLA Customer Report

Customer RAS_Production
 Database ID 189



DATABASE SIZE RAS_PRD_NEDLIN-ST-APP01_ABS1

Database growth over last month



Database Tablespace RAS_PRD_NEDLIN-ST-APP01_ABS1

Date	Tablespace Name	Filesize (Gb)	Usedsize (Gb)	Percentage free
3/23/2024	ABSDATA	60	34	44
	INDX	128	86	33
3/22/2024	ABSDATA	60	34	44
	INDX	128	86	33
3/21/2024	ABSDATA	60	34	44
	INDX	128	86	33
3/20/2024	ABSDATA	60	34	44
	INDX	128	86	33
3/19/2024	ABSDATA	60	34	44
	INDX	128	86	33
3/18/2024	ABSDATA	60	34	44
	INDX	128	86	33
3/17/2024	ABSDATA	60	34	44
	INDX	128	86	33

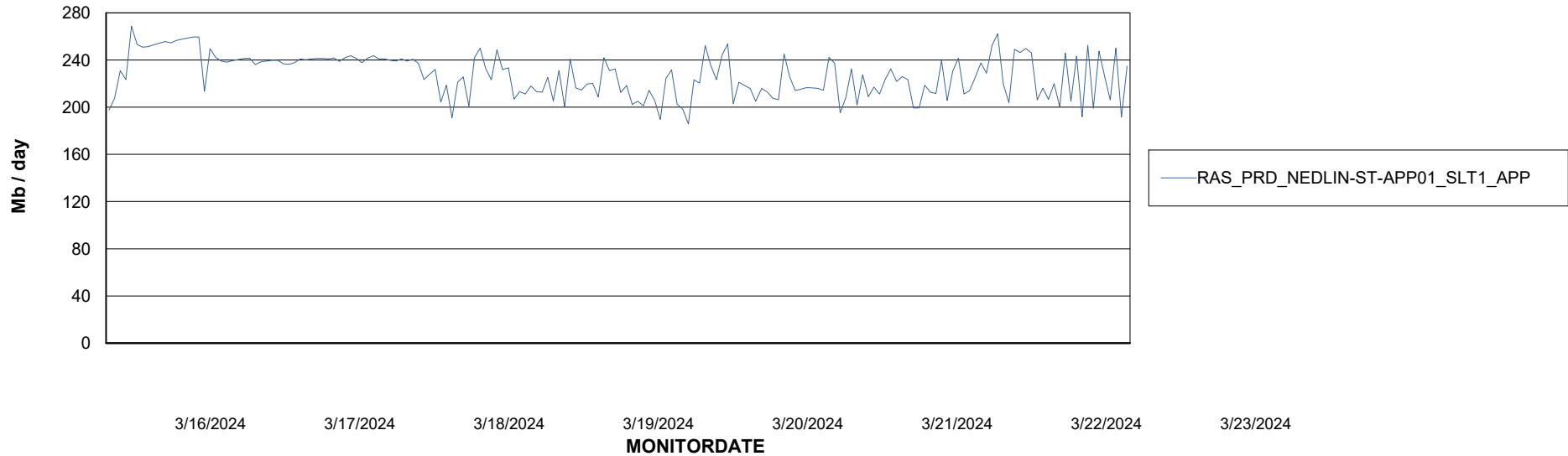
Weekly SLA Customer Report

Customer RAS_Production
Database ID 189

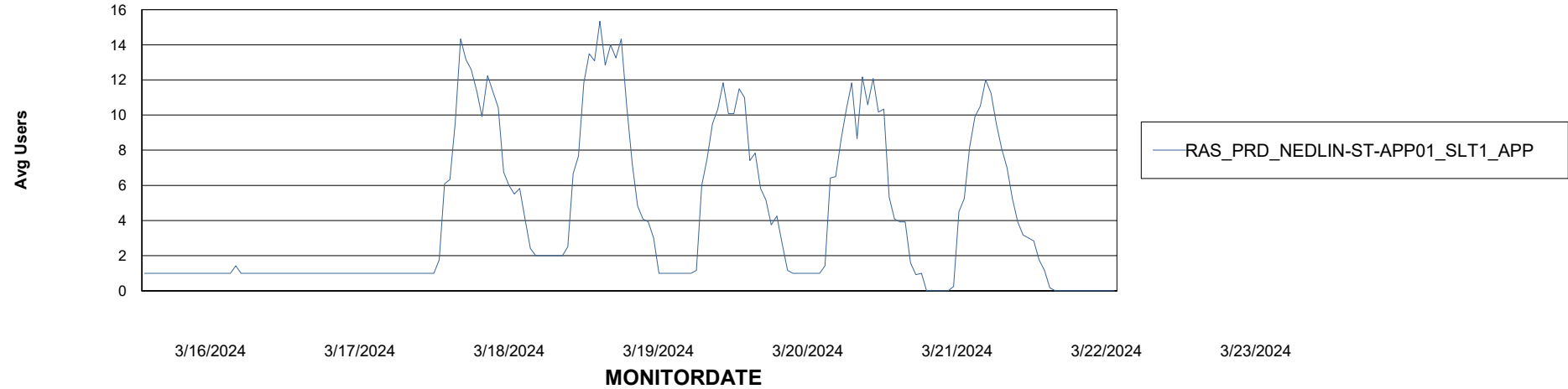


ABSSolute Application Server Services

Avg memory used per ABS Server Service



Avg users per day per ABS server



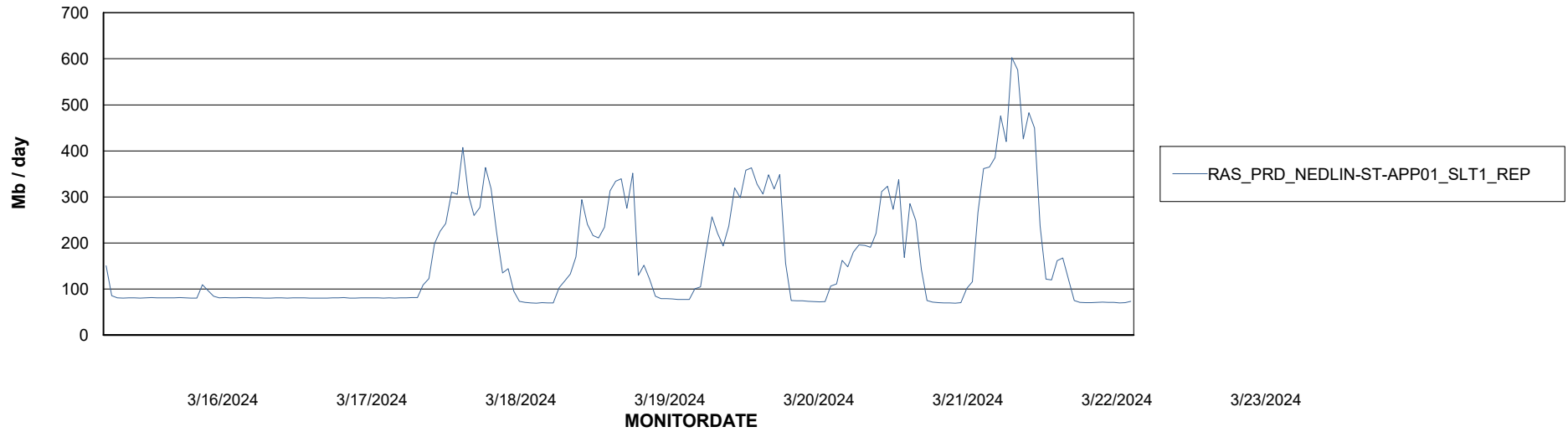
Weekly SLA Customer Report

Customer RAS_Production
Database ID 189



ABSSolute Application ReportServer Services

Avg memory used per ReportServer Service



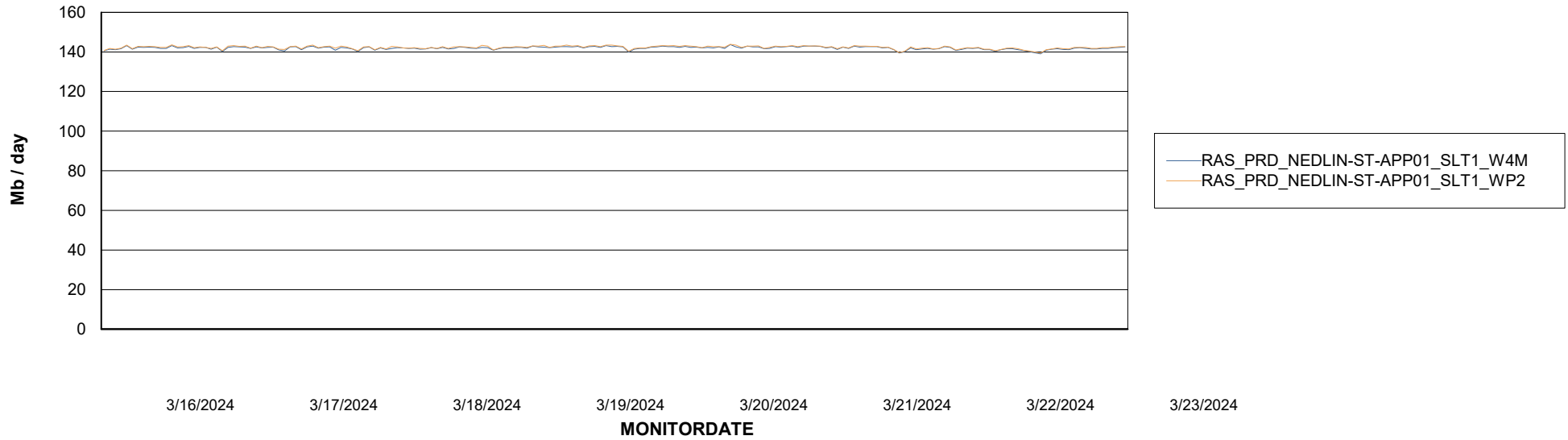
Weekly SLA Customer Report

Customer RAS_Production
Database ID 189



ABSSolute Web Component Services

Avg memory used per ABS Web component



Weekly SLA Customer Report

Customer RAS_Production
Database ID 189



Disaster per ABS component

