

# Weekly SLA Customer Report

Customer NIX\_Production  
 Database ID 51



Harddisk Usage NIX\_PRD\_ABSAPP01

	Free disk space on C: (%)	Total disk space on C: (Gb)	Used disk space on C: (Gb)	Free disk space on E: (%)	Total disk space on E: (Gb)	Used disk space on E: (Gb)
3/23/2024	74	207	53	100	98	0
3/22/2024	74	207	53	100	98	0
3/21/2024	74	207	53	100	98	0
3/20/2024	74	207	53	100	98	0
3/19/2024	75	207	53	100	98	0
3/18/2024	74	207	53	100	98	0
3/17/2024	75	207	52	100	98	0

Harddisk Usage NIX\_PRD\_ABSAPP04

	Free disk space on C: (%)	Total disk space on C: (Gb)	Used disk space on C: (Gb)
3/23/2024	50	127	63
3/22/2024	50	127	63
3/21/2024	50	127	63
3/20/2024	51	127	63
3/19/2024	51	127	62
3/18/2024	49	127	64
3/17/2024	50	127	64

# Weekly SLA Customer Report

Customer NIX\_Production  
Database ID 51



## Harddisk Usage NIX\_PRD\_ABSBI

	Free disk space on C: (%)	Total disk space on C: (Gb)	Used disk space on C: (Gb)	Free disk space on E: (%)	Total disk space on E: (Gb)	Used disk space on E: (Gb)
3/23/2024	64	179	65	49	700	354
3/22/2024	63	179	65	50	700	349
3/21/2024	63	179	66	51	700	346
3/20/2024	63	179	66	51	700	346
3/19/2024	63	179	66	51	700	346
3/18/2024	63	179	66	51	700	346
3/17/2024	63	179	66	52	700	338

## Harddisk Usage NIX\_PRD\_ABSDB01

	Free disk space on C: (%)	Total disk space on C: (Gb)	Used disk space on C: (Gb)	Free disk space on D: (%)	Total disk space on D: (Gb)	Used disk space on D: (Gb)	Free disk space on E: (%)	Total disk space on E: (Gb)	Used disk space on E: (Gb)	Free disk space on F: (%)
3/23/2024	67	554	185	44	586	326	45	605	331	38
3/22/2024	67	554	185	44	586	326	45	605	331	38
3/21/2024	66	554	186	44	586	326	45	605	331	38
3/20/2024	66	554	186	44	586	326	45	605	331	38
3/19/2024	66	554	186	44	586	326	45	605	331	38
3/18/2024	66	554	187	44	586	326	45	605	331	39
3/17/2024	66	554	186	44	586	326	45	605	331	38

# Weekly SLA Customer Report

Customer NIX\_Production  
 Database ID 51



Harddisk Usage NIX\_PRD\_ABSDB02

	Free disk space on C: (%)	Total disk space on C: (Gb)	Used disk space on C: (Gb)	Free disk space on D: (%)	Total disk space on D: (Gb)	Used disk space on D: (Gb)	Free disk space on E: (%)	Total disk space on E: (Gb)	Used disk space on E: (Gb)	Free disk space on F: (%)
3/23/2024	88	574	70	39	488	297	52	684	331	87
3/22/2024	88	574	70	39	488	297	52	684	331	87
3/21/2024	88	574	70	39	488	297	52	684	331	87
3/20/2024	88	574	70	39	488	297	52	684	331	87
3/19/2024	88	574	70	39	488	297	52	684	331	87
3/18/2024	88	574	70	39	488	297	52	684	331	88
3/17/2024	88	574	70	39	488	297	52	684	331	88

Harddisk Usage NIX\_PRD\_ABSWEB02

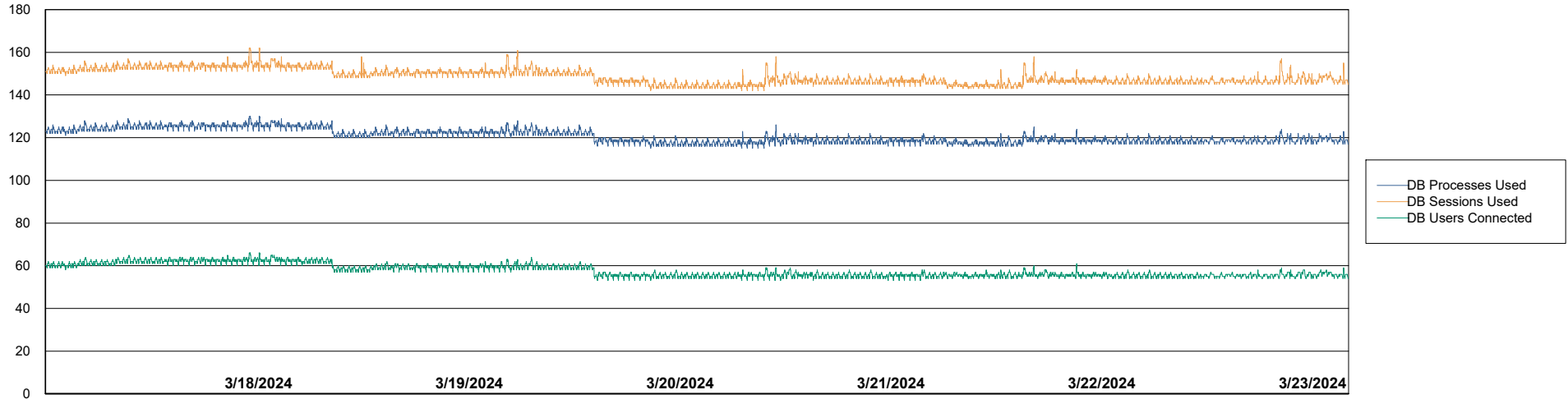
	Free disk space on C: (%)	Total disk space on C: (Gb)	Used disk space on C: (Gb)
3/23/2024	86	300	43
3/22/2024	86	300	43
3/21/2024	86	300	43
3/20/2024	86	300	43
3/19/2024	86	300	43
3/18/2024	86	300	43
3/17/2024	85	300	44

# Weekly SLA Customer Report

Customer NIX\_Production  
Database ID 51



## Database Performance NIX\_PRD\_ABSBI\_ABS1

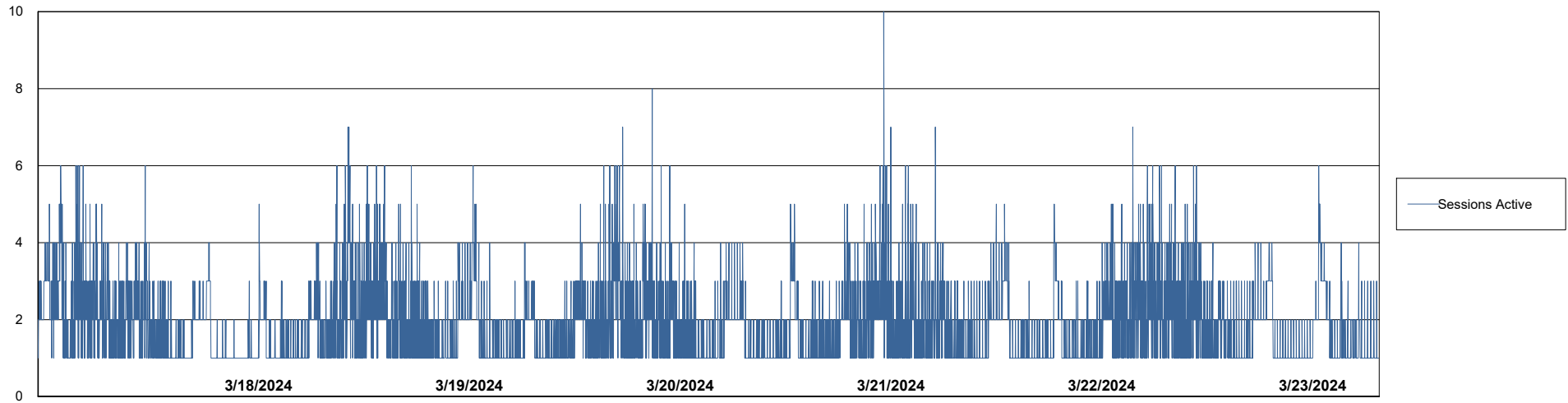
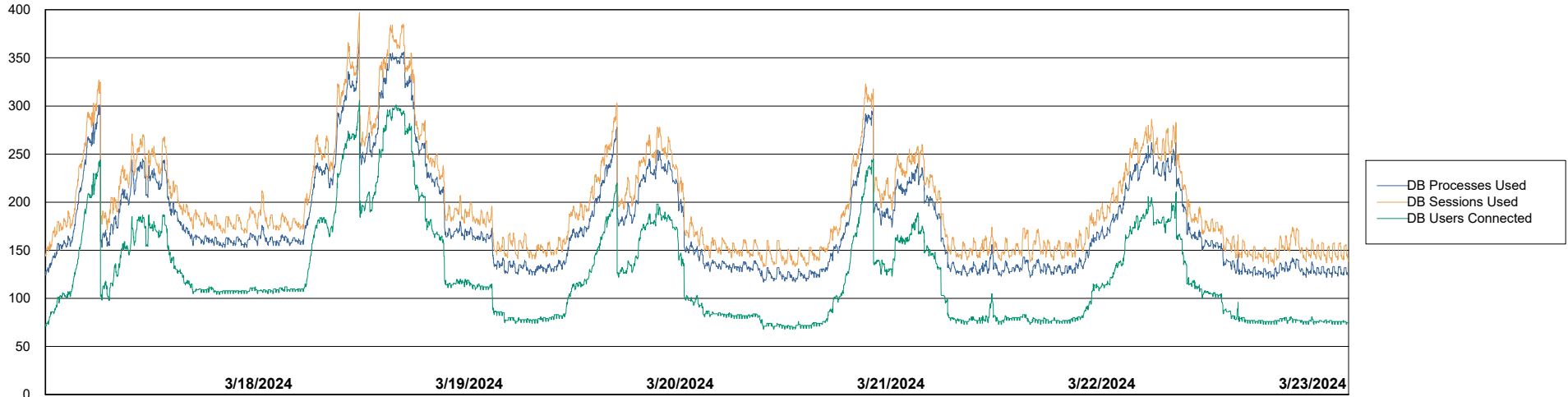


# Weekly SLA Customer Report

Customer NIX\_Production  
Database ID 51



## Database Performance NIX\_PRD\_ABSD01\_ABS1



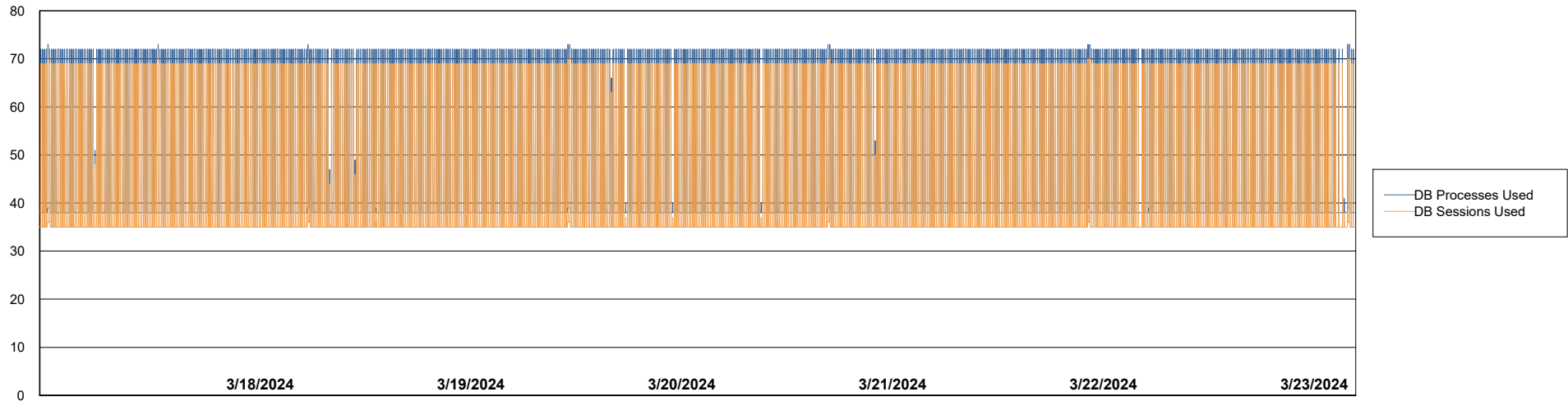
# Weekly SLA Customer Report

Customer NIX\_Production  
Database ID 51



Database Performance NIX\_PRD\_ABSDB02\_HSBABS1

DB Processes Max 300



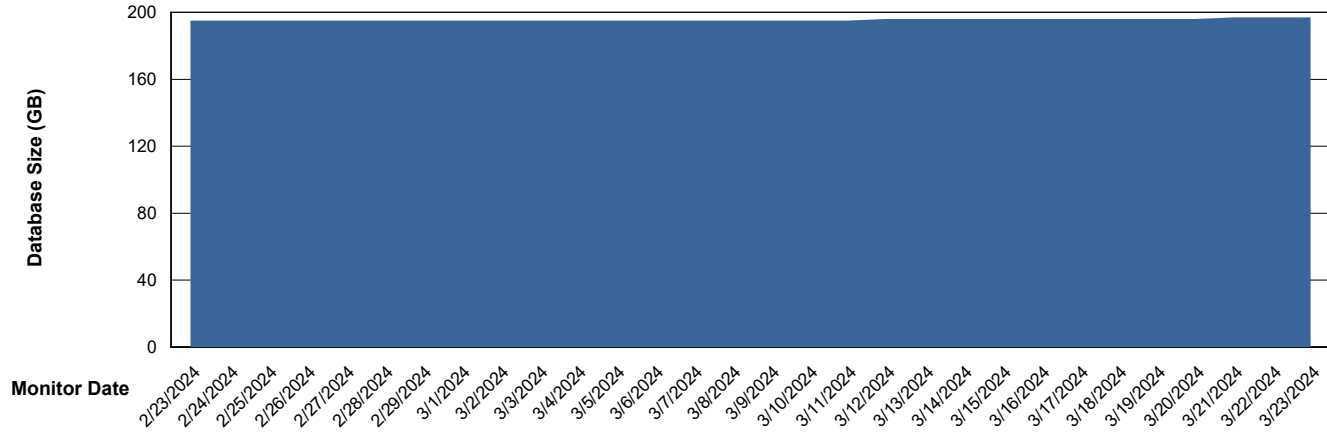
# Weekly SLA Customer Report

Customer NIX\_Production  
Database ID 51



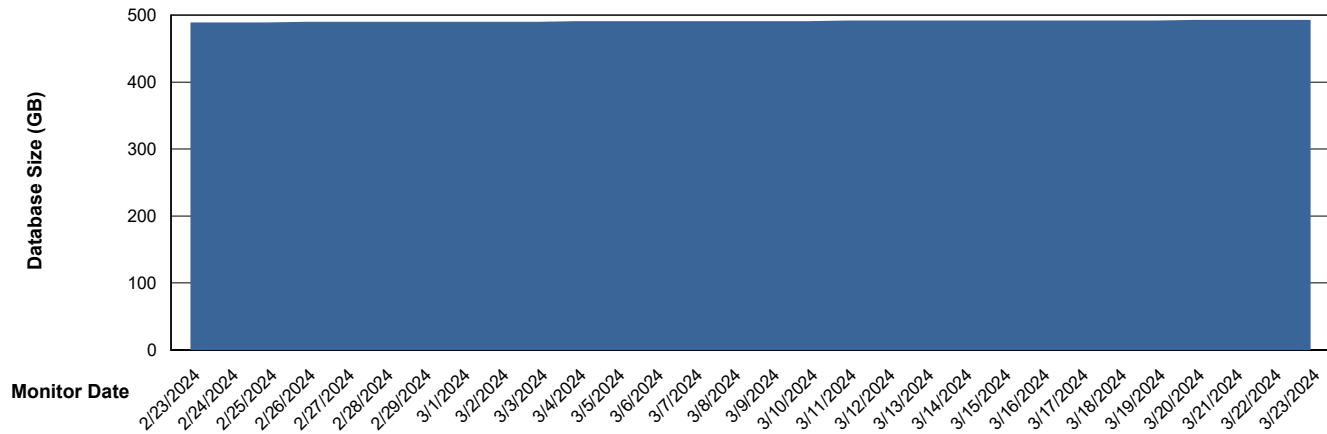
DATABASE SIZE NIX\_PRD\_ABSBI\_ABS1

### Database growth over last month



DATABASE SIZE NIX\_PRD\_ABSDB01\_ABS1

### Database growth over last month



# Weekly SLA Customer Report

Customer NIX\_Production  
Database ID 51



Database Tablespace NIX\_PRD\_ABSBI\_ABS1

Date	Tablespace Name	Filesize (Gb)	Usedsize (Gb)	Percentage free
3/23/2024	ABSDATA	111	88	21
	INDX	129	108	16
3/22/2024	ABSDATA	111	88	21
	INDX	129	108	17
3/21/2024	ABSDATA	106	88	17
	INDX	128	108	16
3/20/2024	ABSDATA	106	88	17
	INDX	128	107	16
3/19/2024	ABSDATA	106	88	17
	INDX	128	107	16
3/18/2024	ABSDATA	106	88	17
	INDX	128	107	16
3/17/2024	ABSDATA	106	88	17
	INDX	128	107	16

# Weekly SLA Customer Report

Customer NIX\_Production  
 Database ID 51



Database Tablespace NIX\_PRD\_ABSD01\_ABS1

Date	Tablespace Name	Filesize (Gb)	Usedsize (Gb)	Percentage free
3/23/2024	ABSDATA	238	196	18
	INDX	331	271	18
3/22/2024	ABSDATA	238	196	18
	INDX	331	271	18
3/21/2024	ABSDATA	238	196	18
	INDX	331	271	18
3/20/2024	ABSDATA	238	196	18
	INDX	331	271	18
3/19/2024	ABSDATA	238	196	18
	INDX	331	271	18
3/18/2024	ABSDATA	238	196	18
	INDX	331	271	18
3/17/2024	ABSDATA	238	196	18
	INDX	331	271	18

BI Status and last ETL error for NIX\_PRD\_ABSBI\_ABS1

	Mon 18/3/2024	Tue 19/3/2024	Wed 20/3/2024	Thu 21/3/2024	Fri 22/3/2024	Sat 23/3/2024
<b>ABS DataWarehouse ETL Health</b>	OK	OK	OK	OK	OK	OK
<b>ABS DWHStaging ETL Health</b>	OK	OK	OK	OK	OK	OK

# Weekly SLA Customer Report

Customer NIX\_Production  
Database ID 51



BI last ETL error for	NIX_PRD_ABSBI_ABS1
-----------------------	--------------------

Sun, 17-03-2024	None
Tue, 19-03-2024	None
Tue, 19-03-2024	None
Thu, 21-03-2024	None
Wed, 20-03-2024	None
Sat, 23-03-2024	None
Wed, 20-03-2024	None
Fri, 22-03-2024	None
Mon, 18-03-2024	None
Fri, 22-03-2024	None
Mon, 18-03-2024	None
Thu, 21-03-2024	None
Sun, 17-03-2024	None
Sat, 23-03-2024	None

# Weekly SLA Customer Report

Customer NIX\_Production  
Database ID 51



Standby Database Health NIX\_Production

## Recovery lag for last 7 days



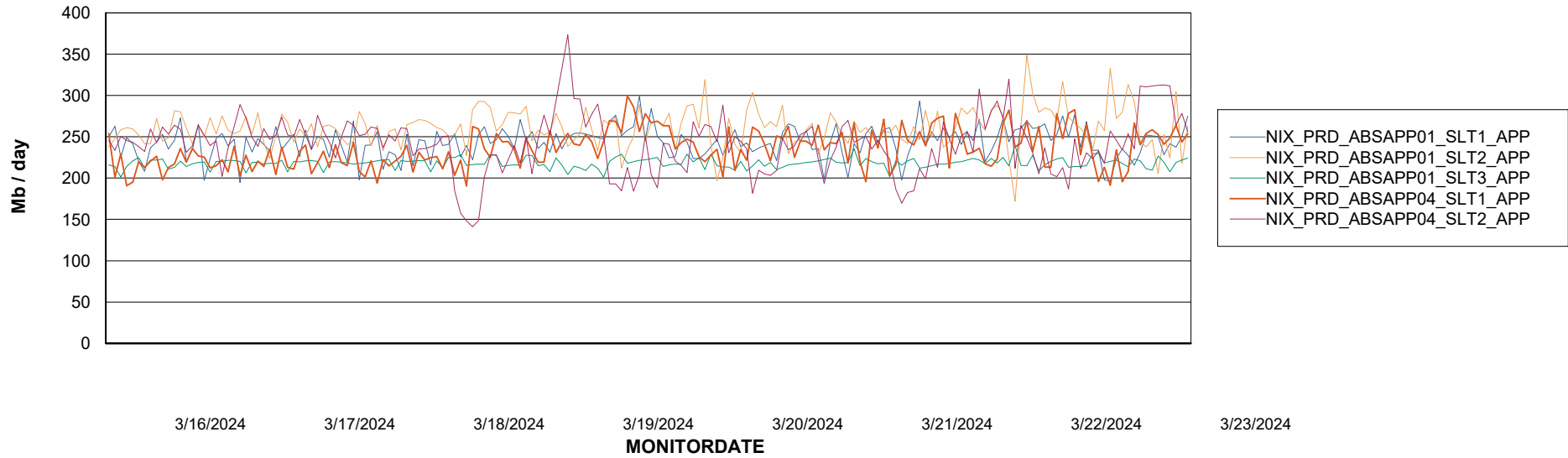
# Weekly SLA Customer Report

Customer NIX\_Production  
Database ID 51

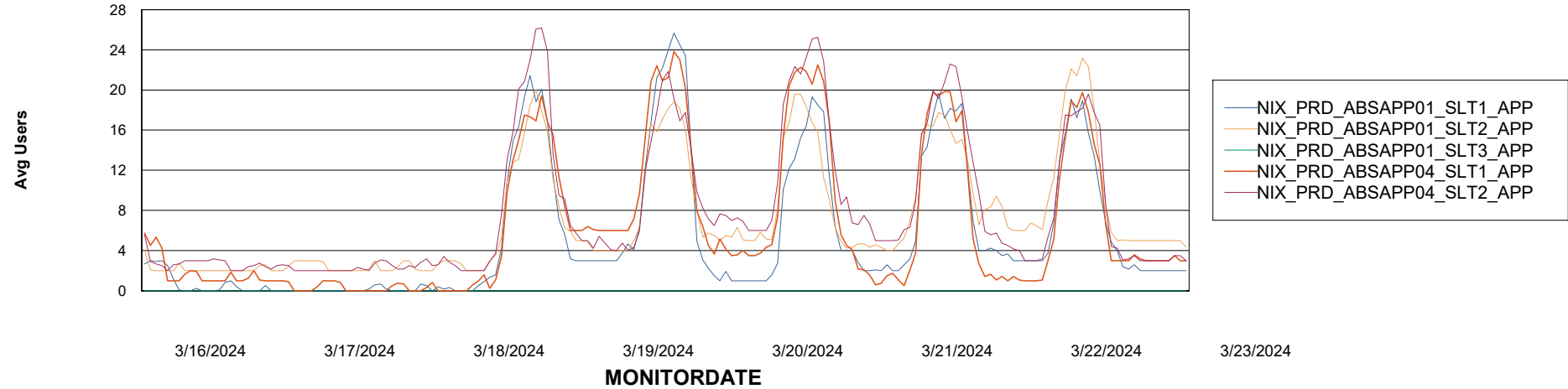


## ABSSolute Application Server Services

### Avg memory used per ABS Server Service



### Avg users per day per ABS server



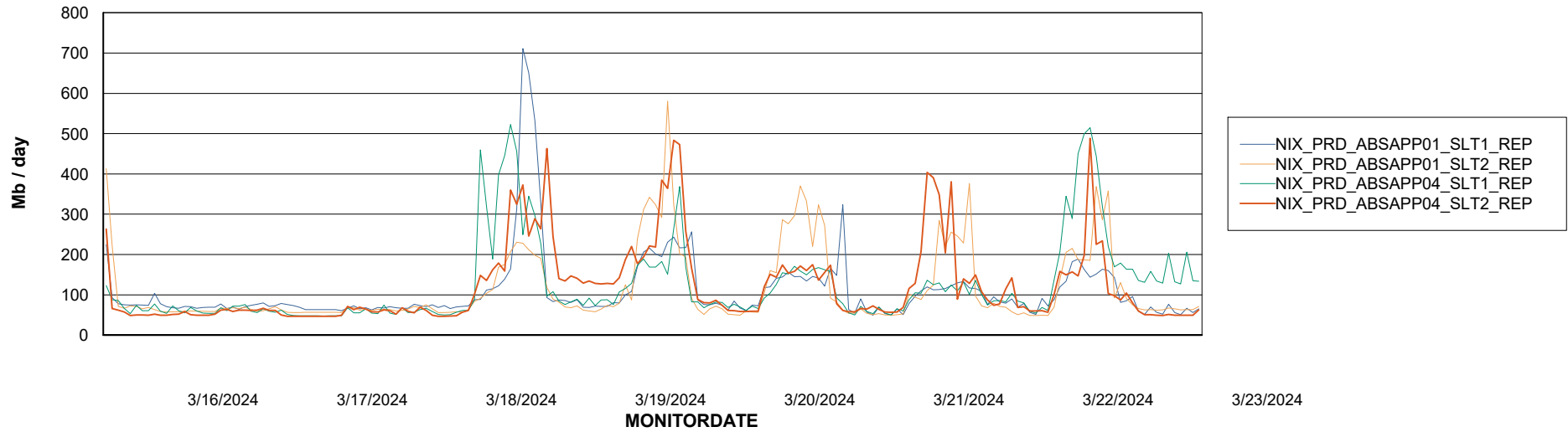
# Weekly SLA Customer Report

Customer NIX\_Production  
Database ID 51



## ABSSolute Application ReportServer Services

### Avg memory used per ReportServer Service



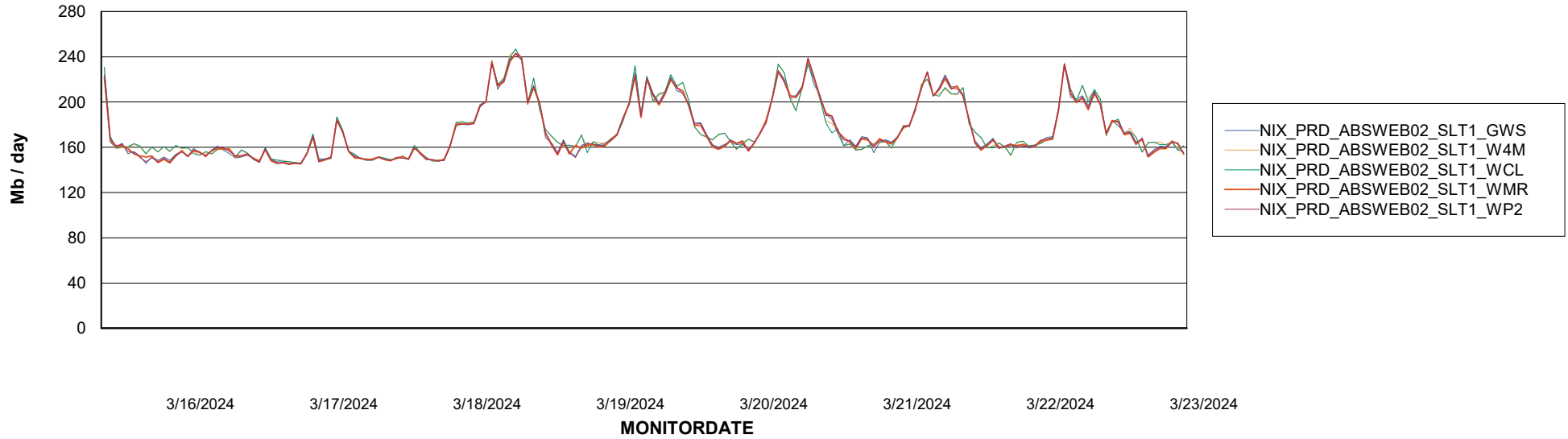
# Weekly SLA Customer Report

Customer NIX\_Production  
Database ID 51



## ABSSolute Web Component Services

### Avg memory used per ABS Web component



# Weekly SLA Customer Report

Customer NIX\_Production  
Database ID 51



### Disaster per ABS component

