

Weekly SLA Customer Report

Customer LLG_Production
 Database ID 53



Harddisk Usage LLG_PRD_APP01

	Free disk space on C: (%)	Total disk space on C: (Gb)	Used disk space on C: (Gb)	Free disk space on D: (%)	Total disk space on D: (Gb)	Used disk space on D: (Gb)
3/23/2024	31	200	139	95	200	10
3/22/2024	31	200	139	95	200	10
3/21/2024	31	200	139	95	200	10
3/20/2024	31	200	139	95	200	10
3/19/2024	31	200	139	95	200	10
3/18/2024	31	200	139	95	200	10
3/17/2024	31	200	139	95	200	10

Harddisk Usage LLG_PRD_APP02

	Free disk space on C: (%)	Total disk space on C: (Gb)	Used disk space on C: (Gb)	Free disk space on D: (%)	Total disk space on D: (Gb)	Used disk space on D: (Gb)
3/23/2024	61	200	77	93	200	14
3/22/2024	61	200	77	93	200	14
3/21/2024	61	200	77	93	200	14
3/20/2024	61	200	77	93	200	14
3/19/2024	61	200	77	93	200	14
3/18/2024	61	200	77	93	200	14
3/17/2024	61	200	77	93	200	14

Weekly SLA Customer Report

Customer LLG_Production
Database ID 53



Harddisk Usage LLG_PRD_BI02

	Free disk space on C: (%)	Total disk space on C: (Gb)	Used disk space on C: (Gb)	Free disk space on D: (%)	Total disk space on D: (Gb)	Used disk space on D: (Gb)
3/23/2024	49	150	77	56	685	301
3/22/2024	49	150	77	57	685	298
3/21/2024	49	150	77	57	685	298
3/20/2024	49	150	76	57	685	297
3/19/2024	49	150	76	57	685	298
3/18/2024	49	150	76	57	685	297
3/17/2024	49	150	76	57	685	297

Harddisk Usage LLG_PRD_ORS01

	Free disk space on C: (%)	Total disk space on C: (Gb)	Used disk space on C: (Gb)	Free disk space on D: (%)	Total disk space on D: (Gb)	Used disk space on D: (Gb)	Free disk space on E: (%)	Total disk space on E: (Gb)	Used disk space on E: (Gb)
3/23/2024	79	279	59	42	928	539	60	749	299
3/22/2024	79	279	59	42	928	539	58	749	314
3/21/2024	79	279	59	42	928	539	60	749	300
3/20/2024	79	279	59	42	928	539	65	749	265
3/19/2024	79	279	59	42	928	539	57	749	320
3/18/2024	79	279	59	42	928	539	41	749	441
3/17/2024	79	279	59	42	928	539	52	749	357

Weekly SLA Customer Report

Customer LLG_Production
Database ID 53



Harddisk Usage LLG_PRD_OR02

	Free disk space on C: (%)	Total disk space on C: (Gb)	Used disk space on C: (Gb)	Free disk space on D: (%)	Total disk space on D: (Gb)	Used disk space on D: (Gb)	Free disk space on E: (%)	Total disk space on E: (Gb)	Used disk space on E: (Gb)
3/23/2024	82	279	51	88	1,117	131	93	559	38
3/22/2024	82	279	51	88	1,117	131	93	559	38
3/21/2024	82	279	51	88	1,117	131	93	559	38
3/20/2024	82	279	51	88	1,117	131	93	559	38
3/19/2024	82	279	51	88	1,117	131	93	559	38
3/18/2024	82	279	51	88	1,117	131	93	559	38
3/17/2024	82	279	51	88	1,117	131	93	559	38

Harddisk Usage LLG_PRD_TS2

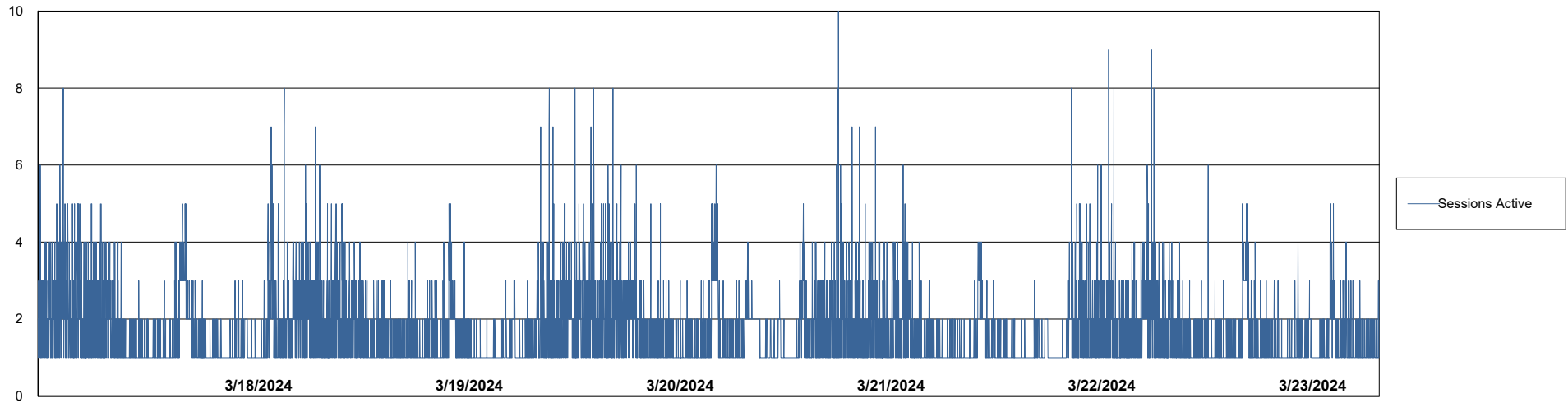
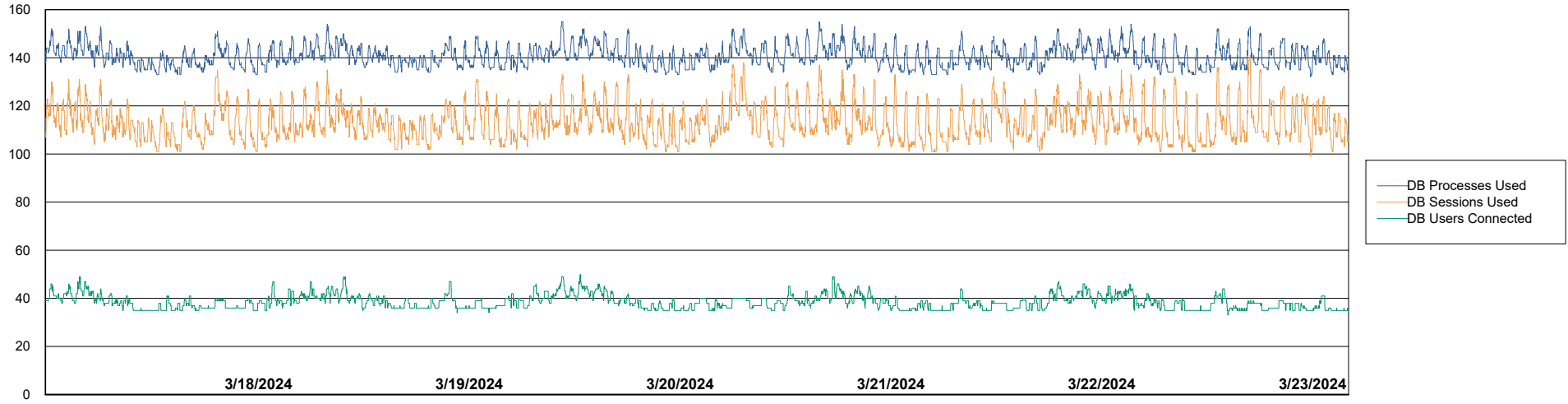
	Free disk space on C: (%)	Total disk space on C: (Gb)	Used disk space on C: (Gb)	Free disk space on D: (%)	Total disk space on D: (Gb)	Used disk space on D: (Gb)	Free disk space on E: (%)	Total disk space on E: (Gb)	Used disk space on E: (Gb)
3/23/2024	65	279	99	52	993	480	98	684	11
3/22/2024	65	279	99	52	993	480	99	684	10
3/21/2024	65	279	99	52	993	480	92	684	54
3/20/2024	65	279	99	52	993	480	75	684	171
3/19/2024	65	279	99	52	993	480	75	684	171
3/18/2024	65	279	97	52	993	480	77	684	157
3/17/2024	67	279	92	52	993	480	97	684	23

Weekly SLA Customer Report

Customer LLG_Production
Database ID 53



Database Performance LLGDB_Production



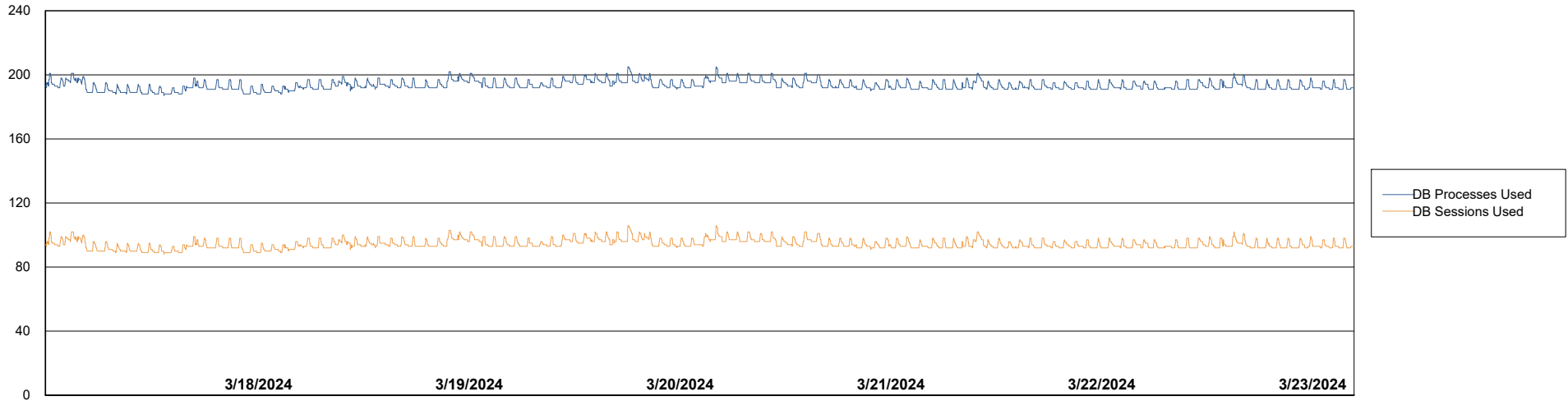
Weekly SLA Customer Report

Customer LLG_Production
Database ID 53



Database Performance LLGDB_Standby_TS2

DB Processes Max 300
DB Processes Max 0
DB Processes Max 4

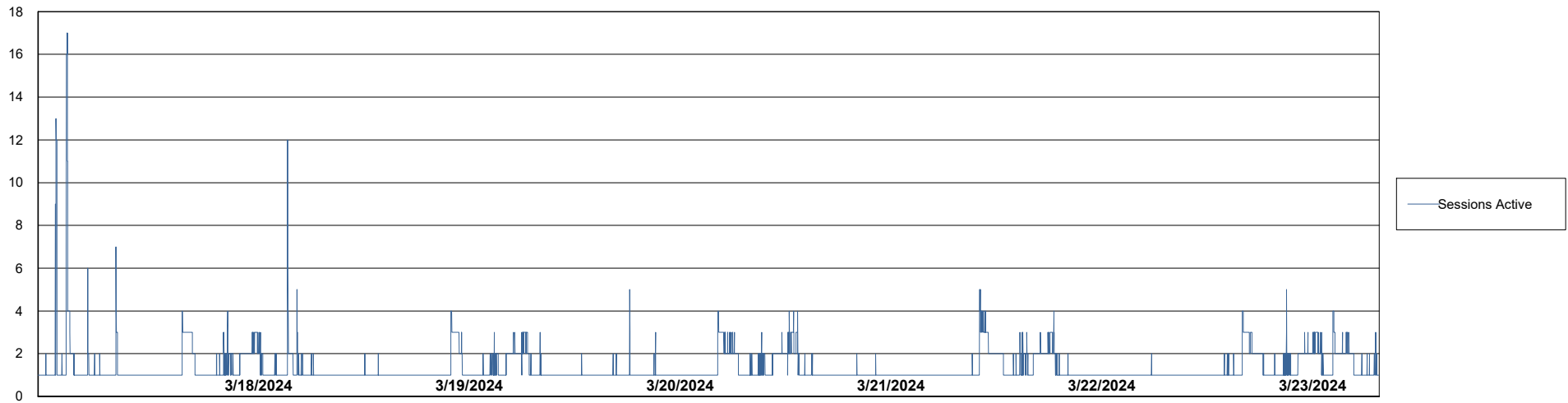
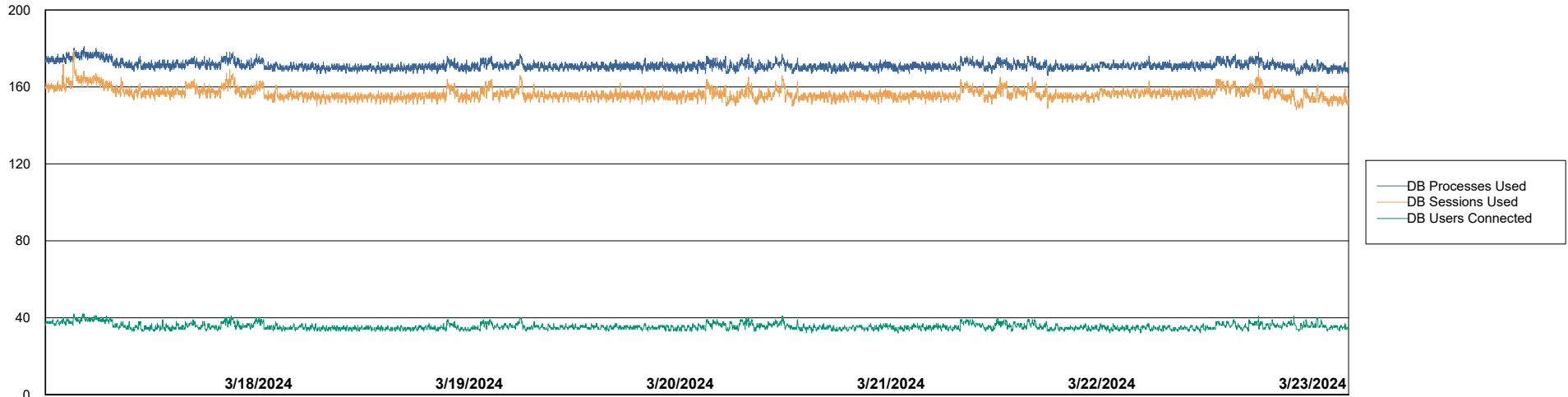


Weekly SLA Customer Report

Customer LLG_Production
Database ID 53



Database Performance LLGDBBI_Production



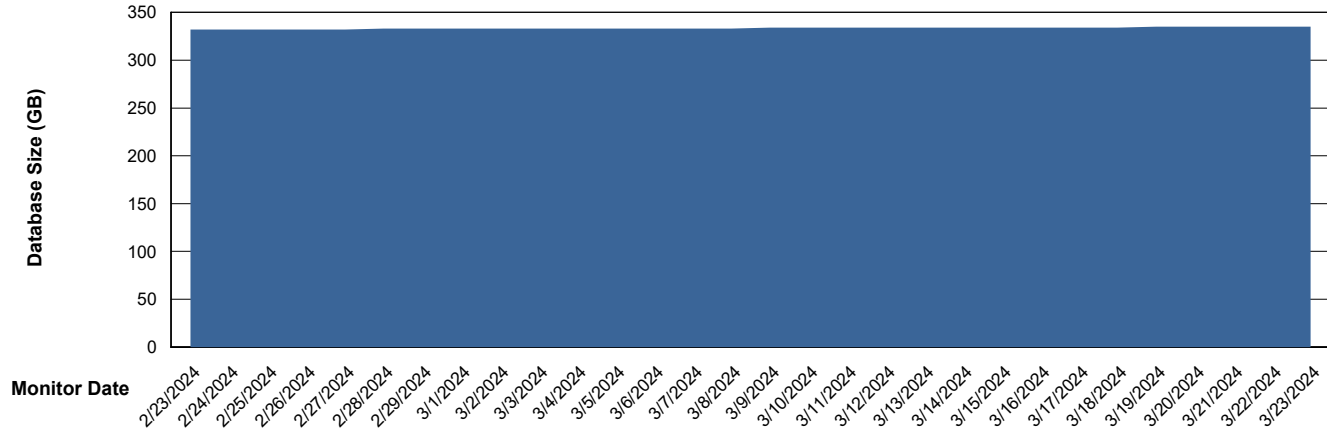
Weekly SLA Customer Report

Customer LLG_Production
Database ID 53



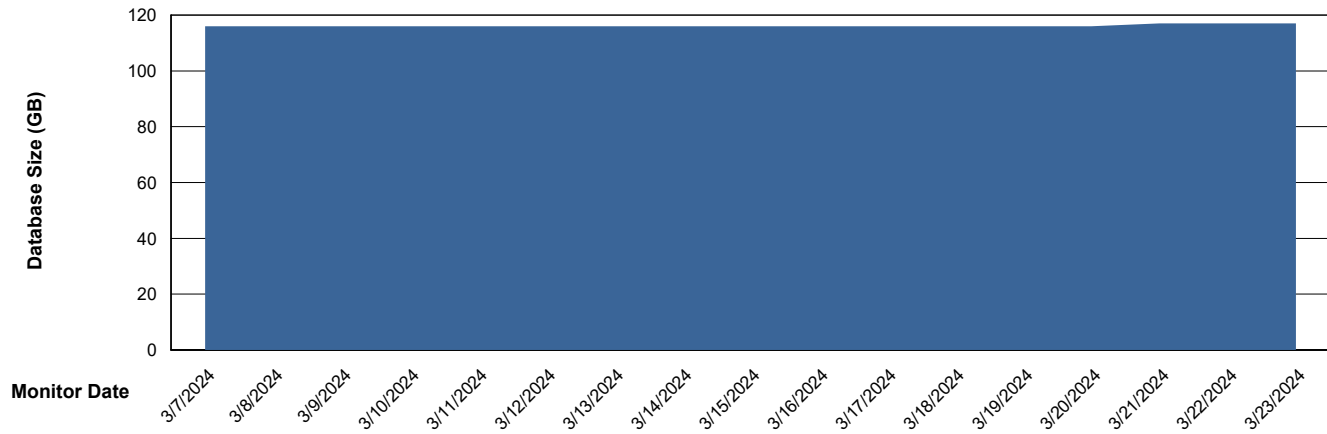
DATABASE SIZE LLGDB_Production

Database growth over last month



DATABASE SIZE LLGDBBI_Production

Database growth over last month



Weekly SLA Customer Report

Customer LLG_Production
Database ID 53



Database Tablespace LLGDB_Production

Date	Tablespace Name	Filesize (Gb)	Usedsize (Gb)	Percentage free
3/23/2024	ABSDATA	178	133	26
	INDX	230	192	17
3/22/2024	ABSDATA	178	133	26
	INDX	230	192	17
3/21/2024	ABSDATA	178	133	26
	INDX	230	192	17
3/20/2024	ABSDATA	178	132	26
	INDX	230	192	17
3/19/2024	ABSDATA	178	132	26
	INDX	230	192	17
3/18/2024	ABSDATA	178	132	26
	INDX	230	192	17
3/17/2024	ABSDATA	178	132	26
	INDX	230	191	17

Weekly SLA Customer Report

Customer LLG_Production
 Database ID 53



Database Tablespace LLGDBBI_Production

Date	Tablespace Name	Filesize (Gb)	Usedsize (Gb)	Percentage free
3/23/2024	ABSDATA	100	44	56
	INDX	120	62	48
3/22/2024	ABSDATA	100	44	56
	INDX	120	62	48
3/21/2024	ABSDATA	100	44	56
	INDX	120	62	48
3/20/2024	ABSDATA	100	44	56
	INDX	120	62	49
3/19/2024	ABSDATA	100	44	56
	INDX	120	62	49
3/18/2024	ABSDATA	100	44	56
	INDX	120	62	49
3/17/2024	ABSDATA	100	44	56
	INDX	120	62	49

BI Status and last ETL error for LLGDBBI_Production

	Mon 18/3/2024	Tue 19/3/2024	Wed 20/3/2024	Thu 21/3/2024	Fri 22/3/2024	Sat 23/3/2024
ABS DataWarehouse ETL Health	OK	OK	OK	OK	OK	OK
ABS DWHStaging ETL Health	OK	OK	OK	OK	OK	OK

Weekly SLA Customer Report

Customer LLG_Production
Database ID 53



BI last ETL error for	LLGDBBI_Production
Thu, 21-03-2024	None
Sun, 17-03-2024	None
Fri, 22-03-2024	None
Fri, 22-03-2024	None
Sun, 17-03-2024	None
Mon, 18-03-2024	None
Wed, 20-03-2024	None
Sat, 23-03-2024	None
Sat, 23-03-2024	None
Tue, 19-03-2024	None
Thu, 21-03-2024	None
Tue, 19-03-2024	None
Wed, 20-03-2024	None
Mon, 18-03-2024	None

Weekly SLA Customer Report

Customer LLG_Production
Database ID 53



Standby Database Health LLG_Production

Recovery lag for last 7 days



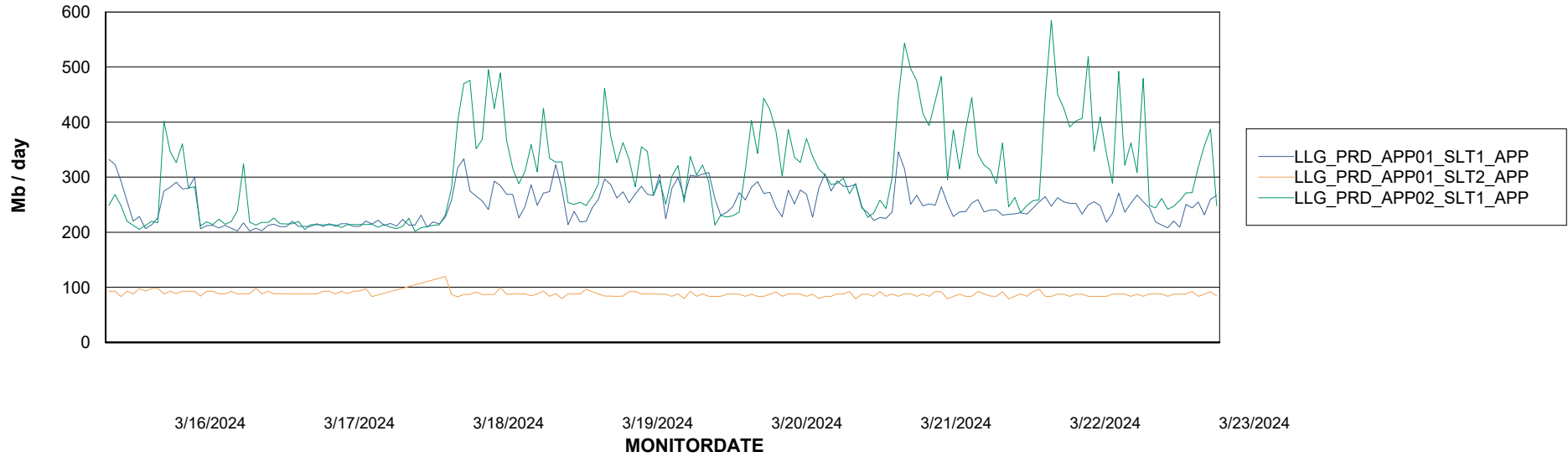
Weekly SLA Customer Report

Customer LLG_Production
Database ID 53



ABSSolute Application Server Services

Avg memory used per ABS Server Service



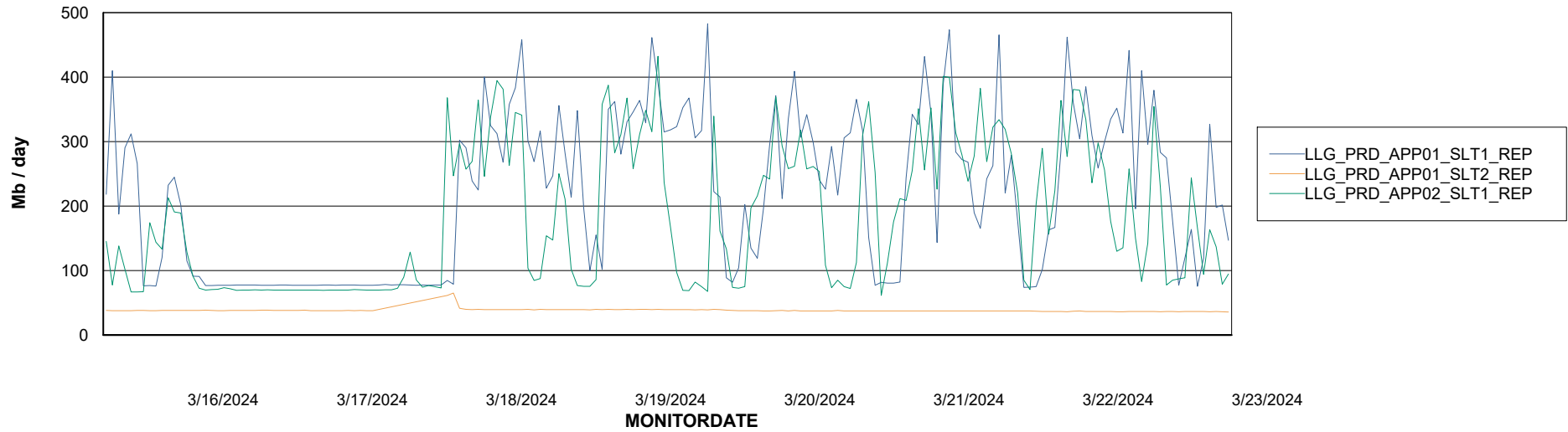
Weekly SLA Customer Report

Customer LLG_Production
Database ID 53

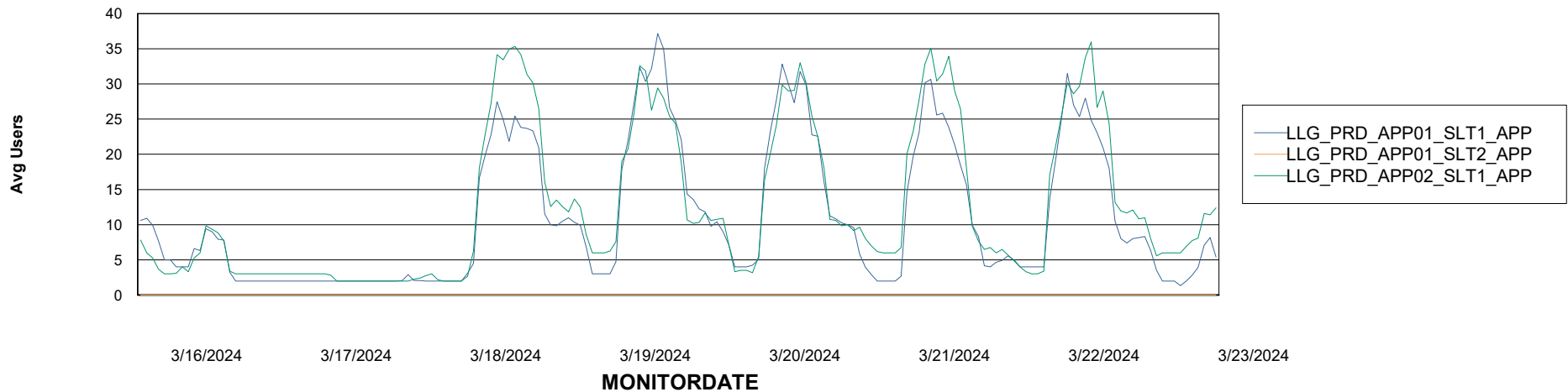


ABSSolute Application Server Services

Avg memory used per ReportServer Service



Avg users per day per ABS server



Weekly SLA Customer Report

Customer LLG_Production
Database ID 53



Disaster per ABS component

