

# Weekly SLA Customer Report

Customer BNL\_Production  
 Database ID 83



Harddisk Usage BNL\_PRD\_BSNLP-VM-ABSD02

	Free disk space on C: (%)	Total disk space on C: (Gb)	Used disk space on C: (Gb)	Free disk space on D: (%)	Total disk space on D: (Gb)	Used disk space on D: (Gb)	Free disk space on E: (%)	Total disk space on E: (Gb)	Used disk space on E: (Gb)	Free disk space on F: (%)
3/23/2024	48	127	65	65	1,512	523	87	500	65	80
3/22/2024	48	127	65	66	1,512	511	88	500	61	80
3/21/2024	48	127	65	66	1,512	513	89	500	54	80
3/20/2024	49	127	65	66	1,512	509	89	500	56	80
3/19/2024	49	127	65	66	1,512	513	90	500	51	80
3/18/2024	49	127	65	66	1,512	512	88	500	58	80
3/17/2024	49	127	65	66	1,512	513	90	500	52	80

Harddisk Usage BNL\_PRD\_BSNLP-VM-ABSD03

	Free disk space on C: (%)	Total disk space on C: (Gb)	Used disk space on C: (Gb)	Free disk space on D: (%)	Total disk space on D: (Gb)	Used disk space on D: (Gb)	Free disk space on E: (%)	Total disk space on E: (Gb)	Used disk space on E: (Gb)	Free disk space on F: (%)
3/23/2024	44	127	70	81	1,512	289	77	500	115	80
3/22/2024	44	127	71	81	1,512	288	78	500	111	80
3/21/2024	46	127	68	81	1,512	287	78	500	109	80
3/20/2024	47	127	67	81	1,512	285	78	500	109	80
3/19/2024	47	127	67	81	1,512	286	78	500	110	80
3/18/2024	47	127	67	81	1,512	289	77	500	113	80
3/17/2024	47	127	67	81	1,512	289	78	500	110	80

# Weekly SLA Customer Report

Customer BNL\_Production  
Database ID 83



Harddisk Usage BNL\_PRD\_bsnlp-vm-absw01

	Free disk space on C: (%)	Total disk space on C: (Gb)	Used disk space on C: (Gb)	Free disk space on D: (%)	Total disk space on D: (Gb)	Used disk space on D: (Gb)	Free disk space on E: (%)	Total disk space on E: (Gb)	Used disk space on E: (Gb)
3/23/2024	73	127	34	97	128	4	87	16	2
3/22/2024	78	127	27	97	128	4	87	16	2
3/21/2024	79	127	27	97	128	4	87	16	2
3/20/2024	79	127	27	97	128	4	87	16	2
3/19/2024	77	127	29	97	128	4	87	16	2
3/18/2024	77	127	29	97	128	4	87	16	2
3/17/2024	77	127	29	97	128	4	87	16	2

Harddisk Usage BNL\_PRD\_vm-absa01

	Free disk space on C: (%)	Total disk space on C: (Gb)	Used disk space on C: (Gb)	Free disk space on D: (%)	Total disk space on D: (Gb)	Used disk space on D: (Gb)	Free disk space on E: (%)	Total disk space on E: (Gb)	Used disk space on E: (Gb)
3/23/2024	70	127	38	91	127	12	92	64	5
3/22/2024	72	127	36	91	127	12	92	64	5
3/21/2024	72	127	36	91	127	12	92	64	5
3/20/2024	72	127	36	91	127	12	92	64	5
3/19/2024	71	127	36	91	127	12	92	64	5
3/18/2024	71	127	37	91	127	12	92	64	5
3/17/2024	70	127	38	91	127	12	92	64	5

# Weekly SLA Customer Report

Customer BNL\_Production  
Database ID 83



## Harddisk Usage BNL\_PRD\_vm-absa02

	Free disk space on C: (%)	Total disk space on C: (Gb)	Used disk space on C: (Gb)	Free disk space on D: (%)	Total disk space on D: (Gb)	Used disk space on D: (Gb)	Free disk space on E: (%)	Total disk space on E: (Gb)	Used disk space on E: (Gb)
3/23/2024	73	127	35	81	127	24	92	64	5
3/22/2024	73	127	34	81	127	24	92	64	5
3/21/2024	73	127	35	81	127	24	92	64	5
3/20/2024	73	127	34	81	127	24	92	64	5
3/19/2024	73	127	34	81	127	24	92	64	5
3/18/2024	73	127	34	81	127	24	92	64	5
3/17/2024	73	127	34	81	127	24	92	64	5

## Harddisk Usage BNL\_PRD\_vm-absa03

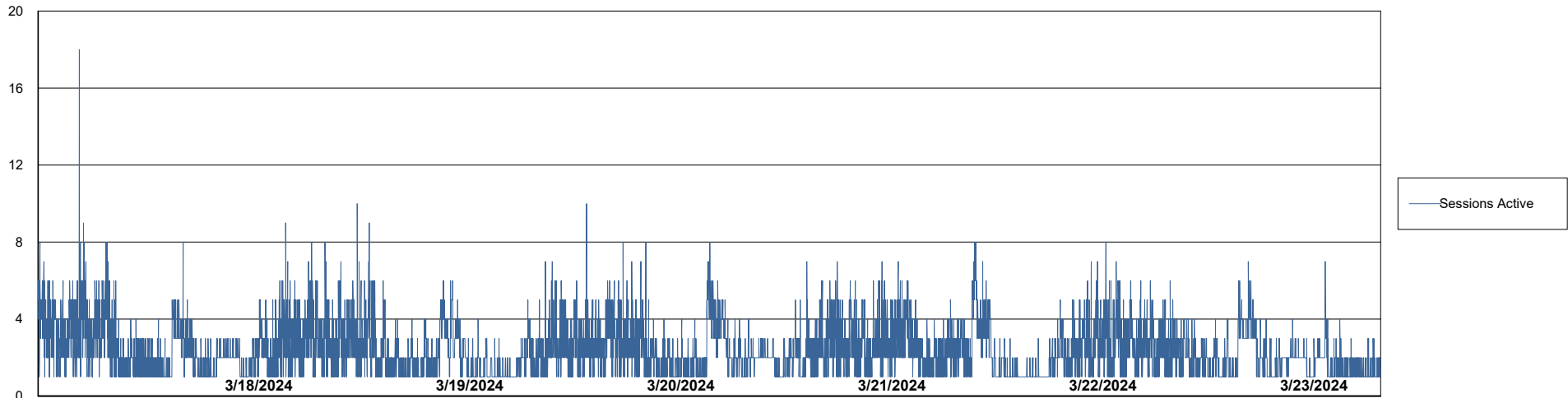
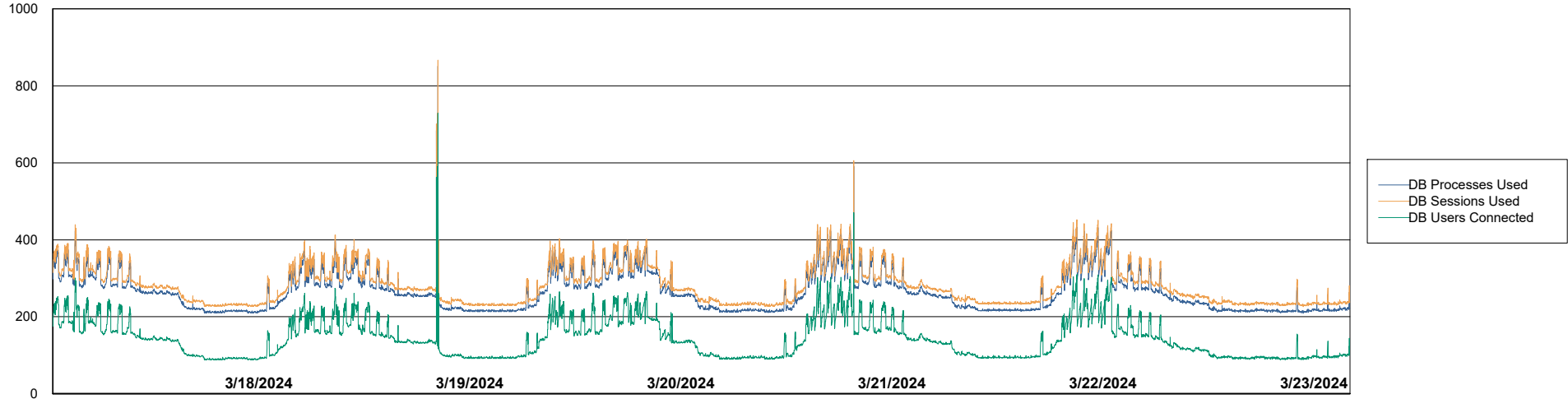
	Free disk space on C: (%)	Total disk space on C: (Gb)	Used disk space on C: (Gb)	Free disk space on D: (%)	Total disk space on D: (Gb)	Used disk space on D: (Gb)	Free disk space on E: (%)	Total disk space on E: (Gb)	Used disk space on E: (Gb)
3/23/2024	68	127	41	32	127	86	92	64	5
3/22/2024	68	127	40	32	127	86	92	64	5
3/21/2024	68	127	40	32	127	86	92	64	5
3/20/2024	68	127	40	32	127	86	92	64	5
3/19/2024	68	127	40	32	127	86	92	64	5
3/18/2024	68	127	40	32	127	86	92	64	5
3/17/2024	68	127	40	32	127	86	92	64	5

# Weekly SLA Customer Report

Customer BNL\_Production  
Database ID 83



## Database Performance BNLDB\_Production



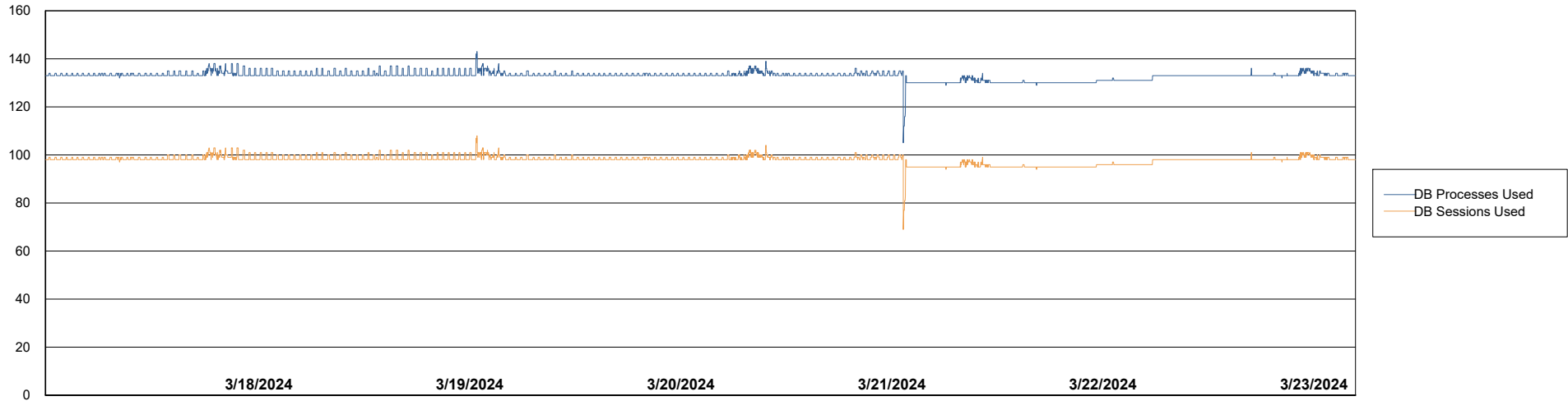
# Weekly SLA Customer Report

Customer BNL\_Production  
Database ID 83



## Database Performance BNLDB\_Standby

DB Processes Max 0  
DB Processes Max 4  
DB Processes Max 1,000



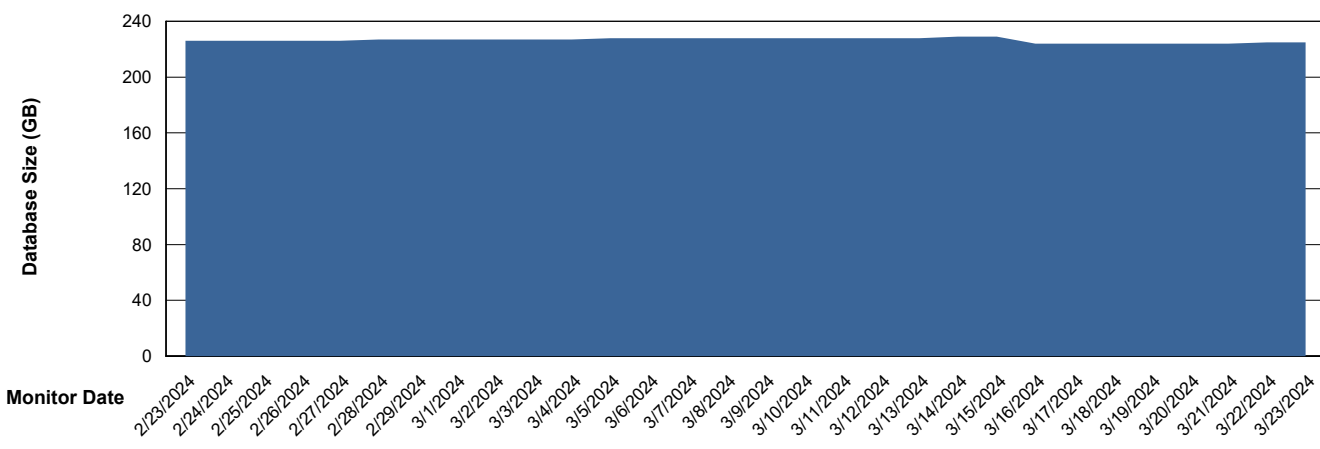
# Weekly SLA Customer Report

Customer BNL\_Production  
 Database ID 83



DATABASE SIZE BNLDB\_Production

Database growth over last month



Database Tablespace BNLDB\_Production

Date	Tablespace Name	Filesize (Gb)	Usedsize (Gb)	Percentage free
3/23/2024	ABSDATA	105	65	38
	INDX	200	150	25
3/22/2024	ABSDATA	105	65	38
	INDX	200	150	25
3/21/2024	ABSDATA	105	65	38
	INDX	200	150	25
3/20/2024	ABSDATA	105	65	38
	INDX	200	150	25
3/19/2024	ABSDATA	105	65	38
	INDX	200	150	25
3/18/2024	ABSDATA	105	65	38
	INDX	200	150	25
3/17/2024	ABSDATA	105	65	38
	INDX	200	150	25

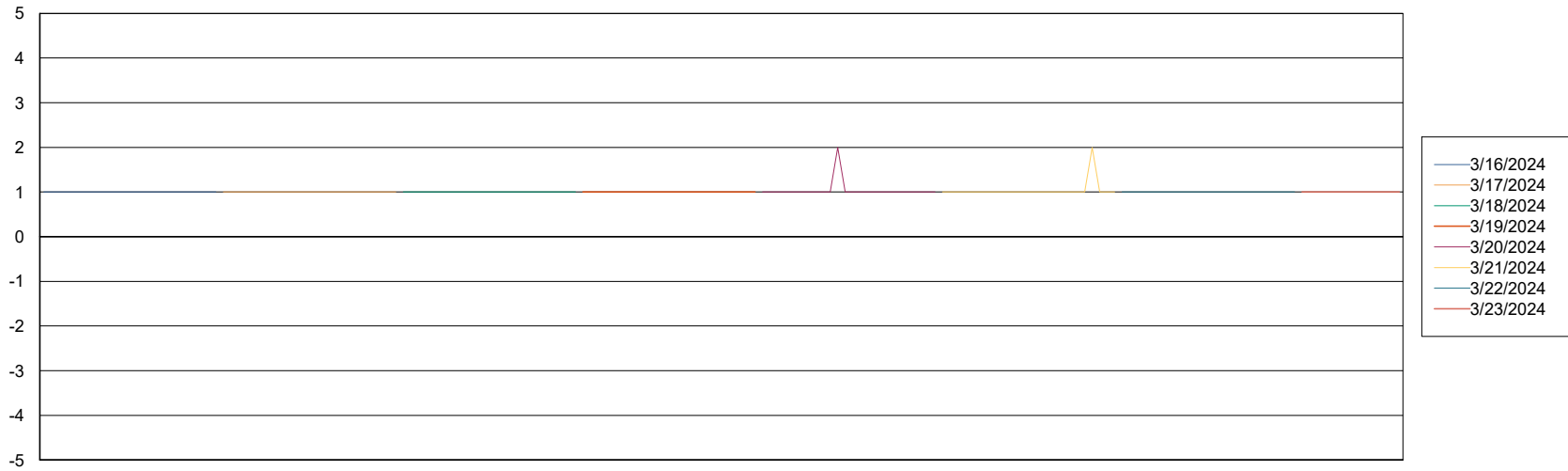
# Weekly SLA Customer Report

Customer BNL\_Production  
Database ID 83



Standby Database Health BNL\_Production

## Recovery lag for last 7 days



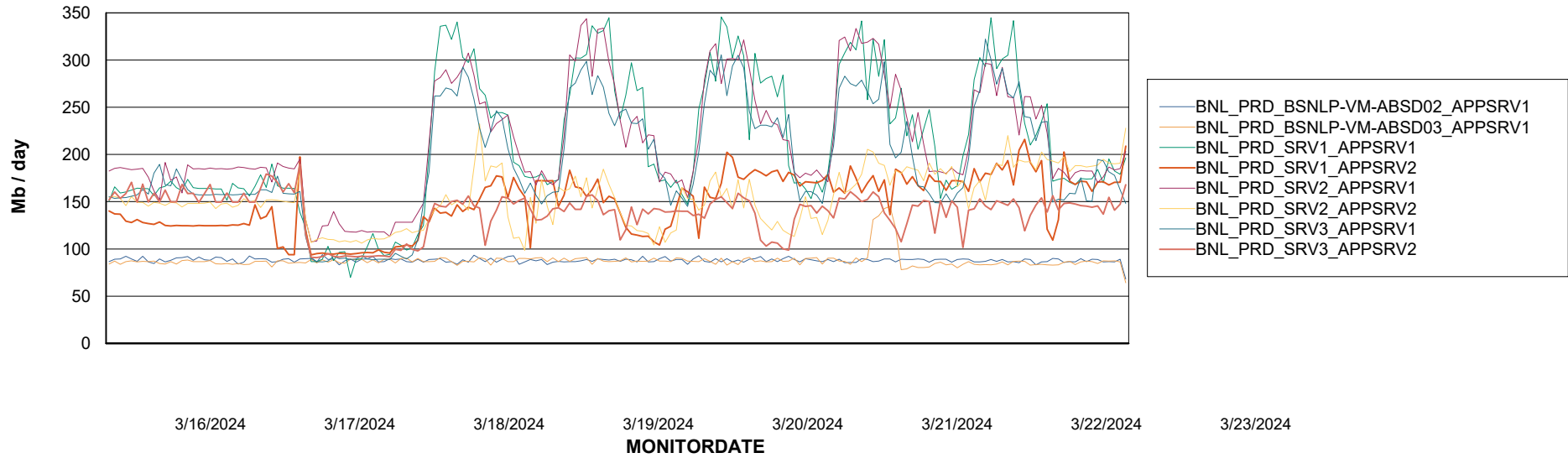
# Weekly SLA Customer Report

Customer BNL\_Production  
Database ID 83

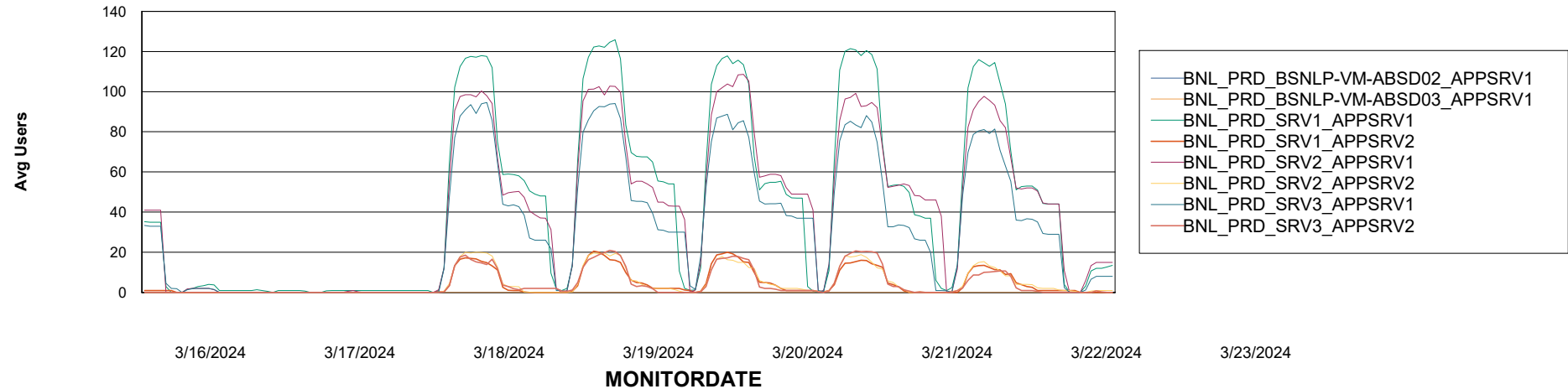


## ABSSolute Application Server Services

### Avg memory used per ABS Server Service



### Avg users per day per ABS server



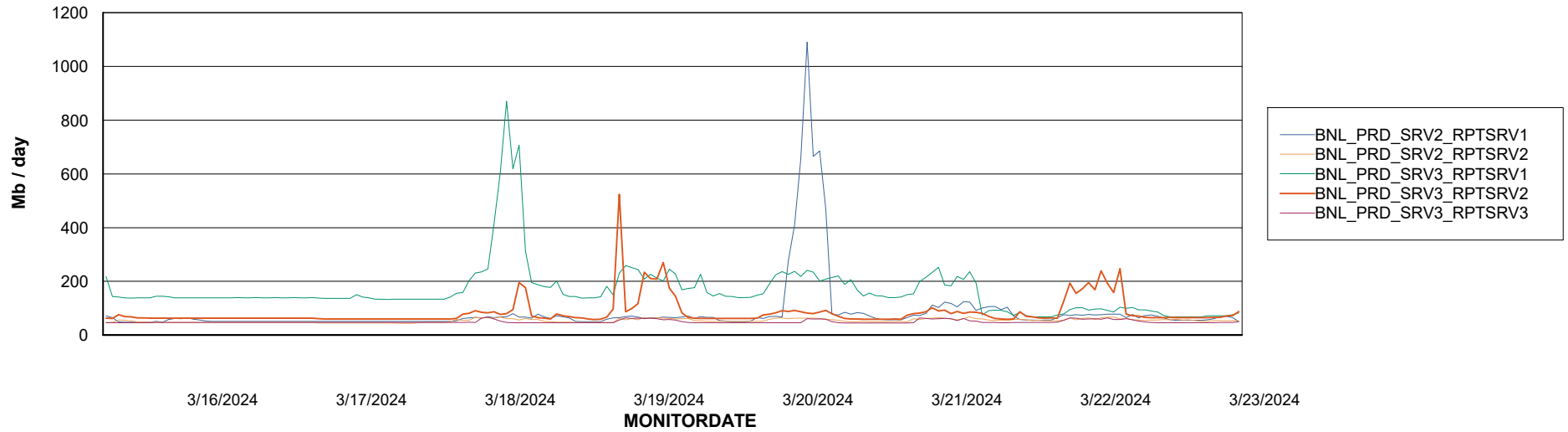
# Weekly SLA Customer Report

Customer BNL\_Production  
Database ID 83



## ABSolute Web Component Services

### Avg memory used per ReportServer Service



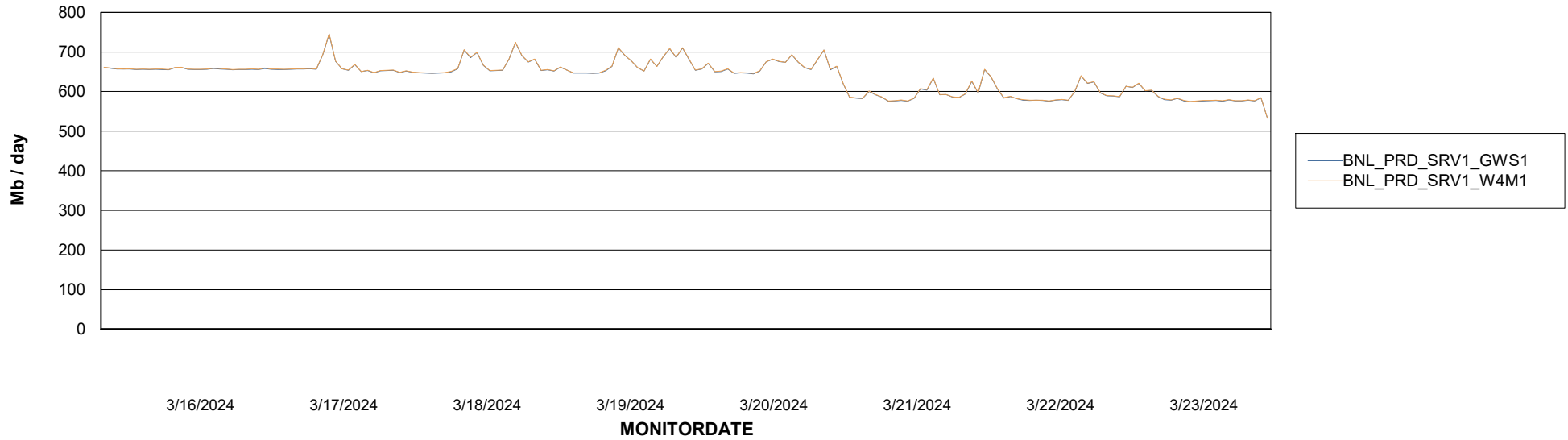
# Weekly SLA Customer Report

Customer BNL\_Production  
Database ID 83



## ABSolute Web Component Services

### Avg memory used per ABS Web component



# Weekly SLA Customer Report

Customer BNL\_Production  
Database ID 83



### Disaster per ABS component

