

Weekly SLA Customer Report

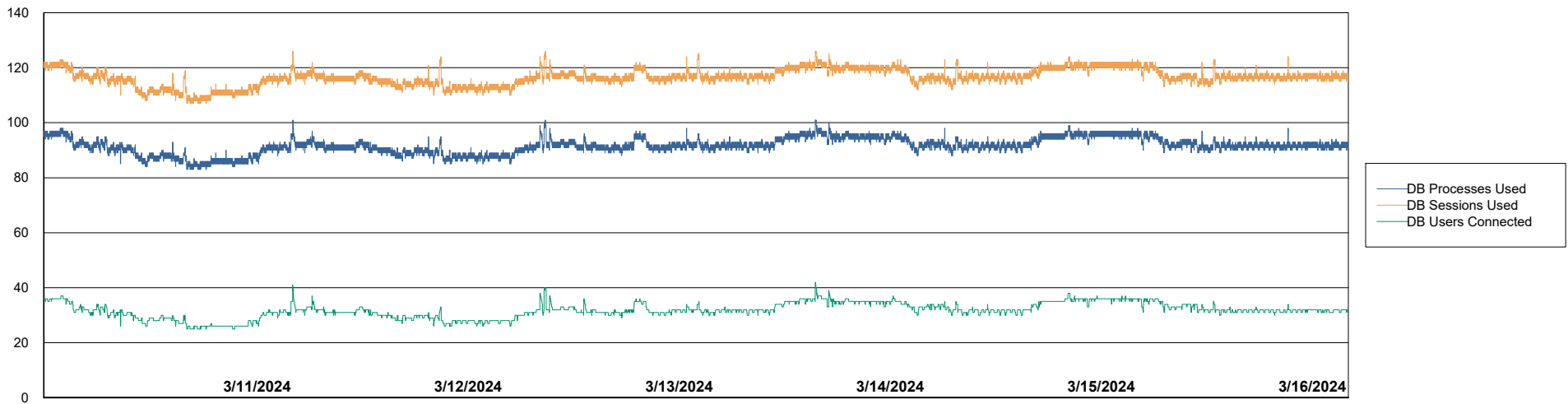
Customer RAS_Production
 Database ID 189



Harddisk Usage RAS_PRD_NEDLIN-ST-APP01

	Free disk space on C: (%)	Total disk space on C: (Gb)	Used disk space on C: (Gb)	Free disk space on D: (%)	Total disk space on D: (Gb)	Used disk space on D: (Gb)	Free disk space on E: (%)	Total disk space on E: (Gb)	Used disk space on E: (Gb)
3/16/2024	42	249	146	16	265	223	88	100	12
3/15/2024	42	249	145	16	265	223	88	100	12
3/14/2024	42	249	144	16	265	223	88	100	12
3/13/2024	42	249	144	16	265	223	87	100	13
3/12/2024	43	249	142	16	265	223	83	100	17
3/11/2024	43	249	143	16	265	223	83	100	17
3/10/2024	44	249	141	16	265	223	81	100	19

Database Performance RAS_PRD_NEDLIN-ST-APP01_ABS1



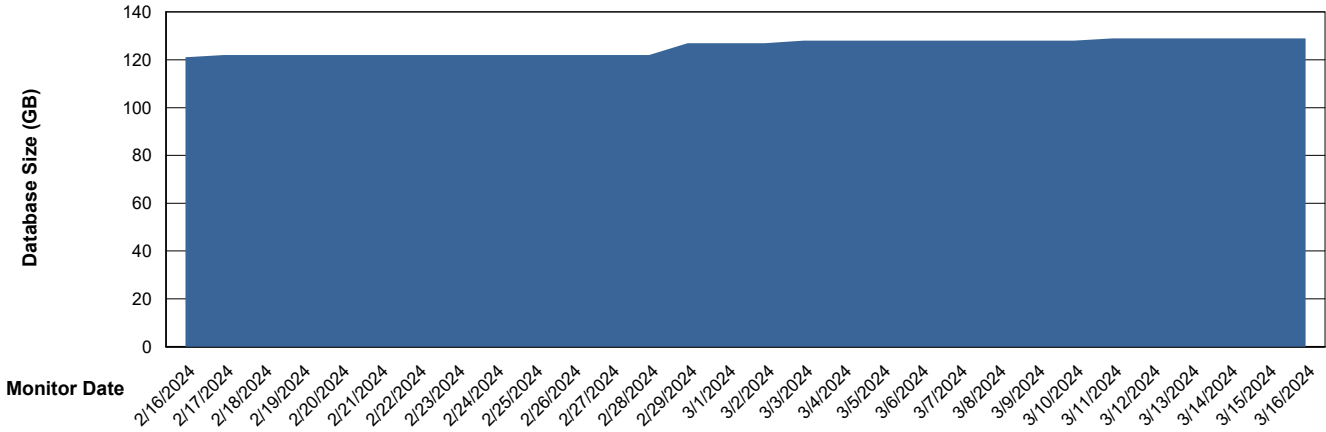
Weekly SLA Customer Report

Customer RAS_Production
 Database ID 189



DATABASE SIZE RAS_PRD_NEDLIN-ST-APP01_ABS1

Database growth over last month



Database Tablespace RAS_PRD_NEDLIN-ST-APP01_ABS1

Date	Tablespace Name	Filesize (Gb)	Usedsize (Gb)	Percentage free
3/16/2024	ABSDATA	60	34	44
	INDX	128	86	33
3/15/2024	ABSDATA	60	34	44
	INDX	128	86	33
3/14/2024	ABSDATA	60	34	44
	INDX	128	85	33
3/13/2024	ABSDATA	60	34	44
	INDX	128	85	33
3/12/2024	ABSDATA	60	34	44
	INDX	128	85	33
3/11/2024	ABSDATA	60	34	44
	INDX	128	85	33
3/10/2024	ABSDATA	60	34	44
	INDX	128	85	33

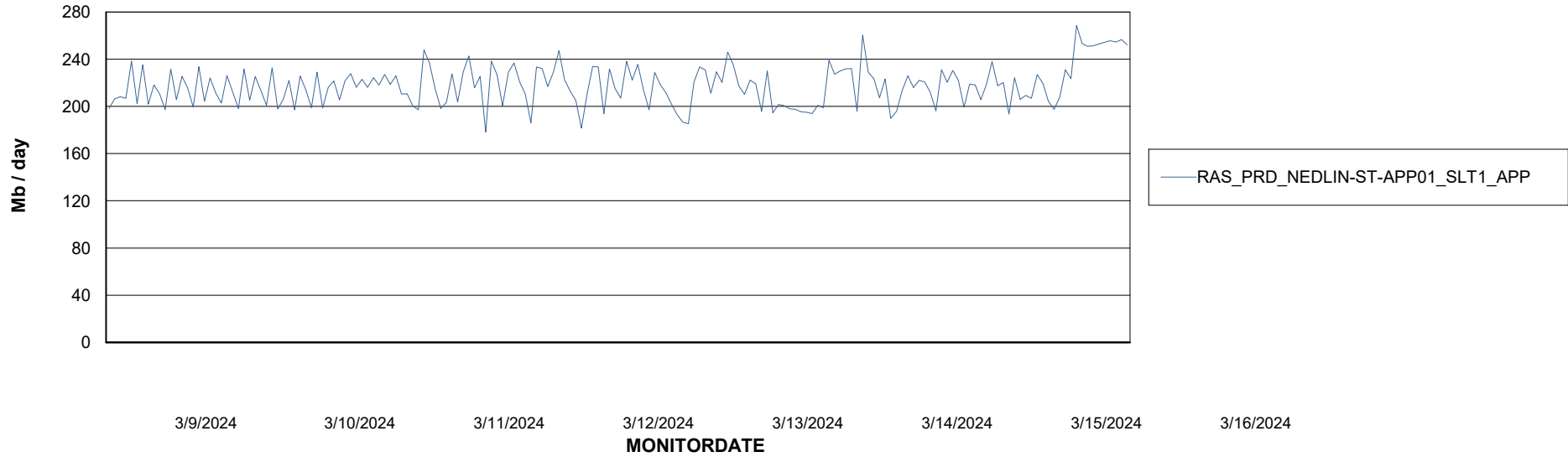
Weekly SLA Customer Report

Customer RAS_Production
Database ID 189

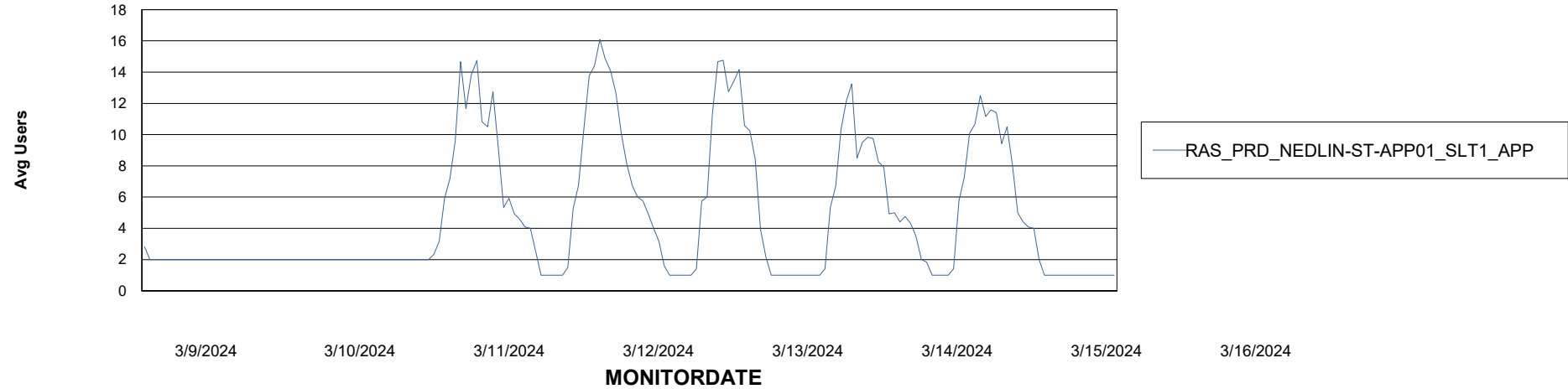


ABSSolute Application Server Services

Avg memory used per ABS Server Service



Avg users per day per ABS server



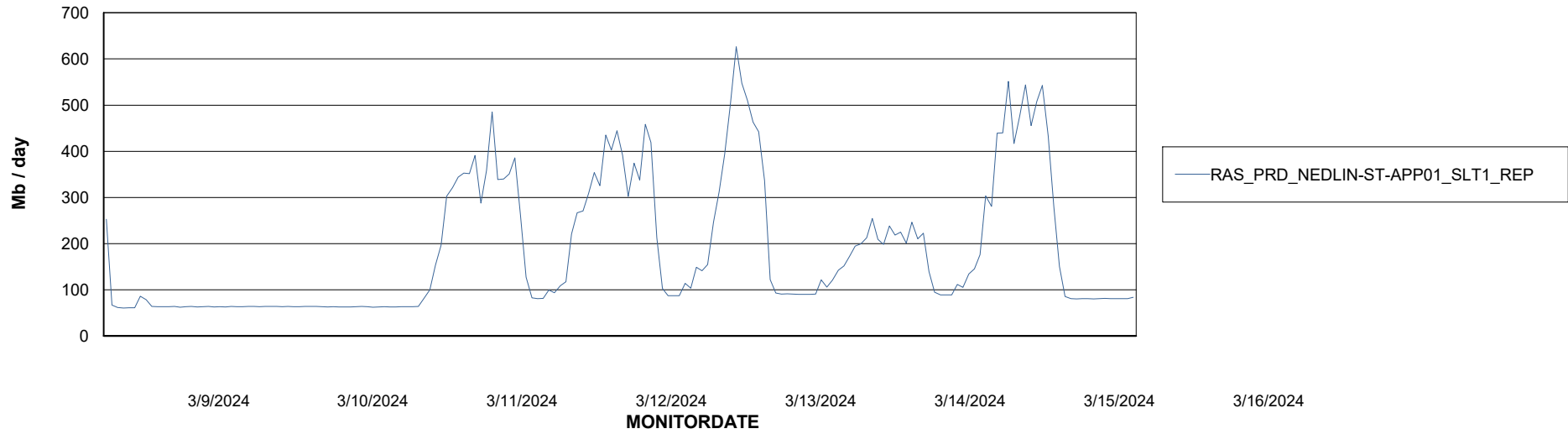
Weekly SLA Customer Report

Customer RAS_Production
Database ID 189



ABSSolute Application ReportServer Services

Avg memory used per ReportServer Service



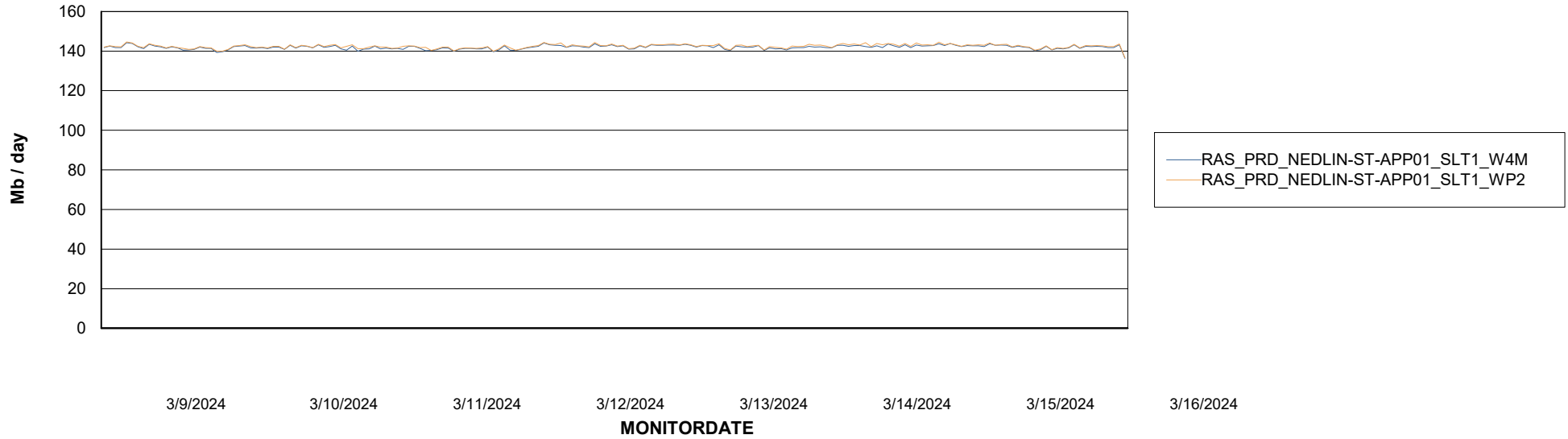
Weekly SLA Customer Report

Customer RAS_Production
Database ID 189



ABSSolute Web Component Services

Avg memory used per ABS Web component



Weekly SLA Customer Report

Customer RAS_Production
Database ID 189



Disaster per ABS component

