

Weekly SLA Customer Report

Customer LLG_Production
 Database ID 53



Harddisk Usage LLG_PRD_APP01

	Free disk space on C: (%)	Total disk space on C: (Gb)	Used disk space on C: (Gb)	Free disk space on D: (%)	Total disk space on D: (Gb)	Used disk space on D: (Gb)
3/16/2024	31	200	139	95	200	10
3/15/2024	31	200	139	95	200	10
3/14/2024	31	200	139	95	200	10
3/13/2024	31	200	139	95	200	10
3/12/2024	31	200	139	95	200	10
3/11/2024	31	200	139	95	200	10
3/10/2024	31	200	139	95	200	10

Harddisk Usage LLG_PRD_APP02

	Free disk space on C: (%)	Total disk space on C: (Gb)	Used disk space on C: (Gb)	Free disk space on D: (%)	Total disk space on D: (Gb)	Used disk space on D: (Gb)
3/16/2024	61	200	77	93	200	14
3/15/2024	61	200	77	93	200	14
3/14/2024	61	200	77	93	200	14
3/13/2024	61	200	77	93	200	14
3/12/2024	61	200	77	93	200	14
3/11/2024	61	200	77	93	200	14
3/10/2024	61	200	77	93	200	14

Weekly SLA Customer Report

Customer LLG_Production
Database ID 53



Harddisk Usage LLG_PRD_BI02

	Free disk space on C: (%)	Total disk space on C: (Gb)	Used disk space on C: (Gb)	Free disk space on D: (%)	Total disk space on D: (Gb)	Used disk space on D: (Gb)
3/16/2024	49	150	76	56	685	300
3/15/2024	49	150	76	57	685	297
3/14/2024	49	150	76	57	685	297
3/13/2024	50	150	75	57	685	297
3/12/2024	50	150	75	57	685	297
3/11/2024	50	150	74	43	685	391
3/10/2024	50	150	74	33	685	460

Harddisk Usage LLG_PRD_ORS01

	Free disk space on C: (%)	Total disk space on C: (Gb)	Used disk space on C: (Gb)	Free disk space on D: (%)	Total disk space on D: (Gb)	Used disk space on D: (Gb)	Free disk space on E: (%)	Total disk space on E: (Gb)	Used disk space on E: (Gb)
3/16/2024	79	279	59	42	928	539	53	749	351
3/15/2024	79	279	59	42	928	540	53	749	355
3/14/2024	79	279	59	42	928	539	53	749	355
3/13/2024	79	279	59	42	928	539	53	749	351
3/12/2024	79	279	58	42	928	539	59	749	309
3/11/2024	79	279	59	42	928	539	50	749	371
3/10/2024	79	279	59	42	928	539	53	749	354

Weekly SLA Customer Report

Customer LLG_Production
Database ID 53



Harddisk Usage LLG_PRD_OR02

	Free disk space on C: (%)	Total disk space on C: (Gb)	Used disk space on C: (Gb)	Free disk space on D: (%)	Total disk space on D: (Gb)	Used disk space on D: (Gb)	Free disk space on E: (%)	Total disk space on E: (Gb)	Used disk space on E: (Gb)
3/16/2024	82	279	51	88	1,117	131	93	559	38
3/15/2024	82	279	51	88	1,117	131	93	559	38
3/14/2024	82	279	51	88	1,117	131	93	559	38
3/13/2024	82	279	50	88	1,117	131	93	559	38
3/12/2024	82	279	49	88	1,117	131	93	559	38
3/11/2024	82	279	50	88	1,117	131	93	559	38
3/10/2024	82	279	50	88	1,117	131	93	559	38

Harddisk Usage LLG_PRD_TS2

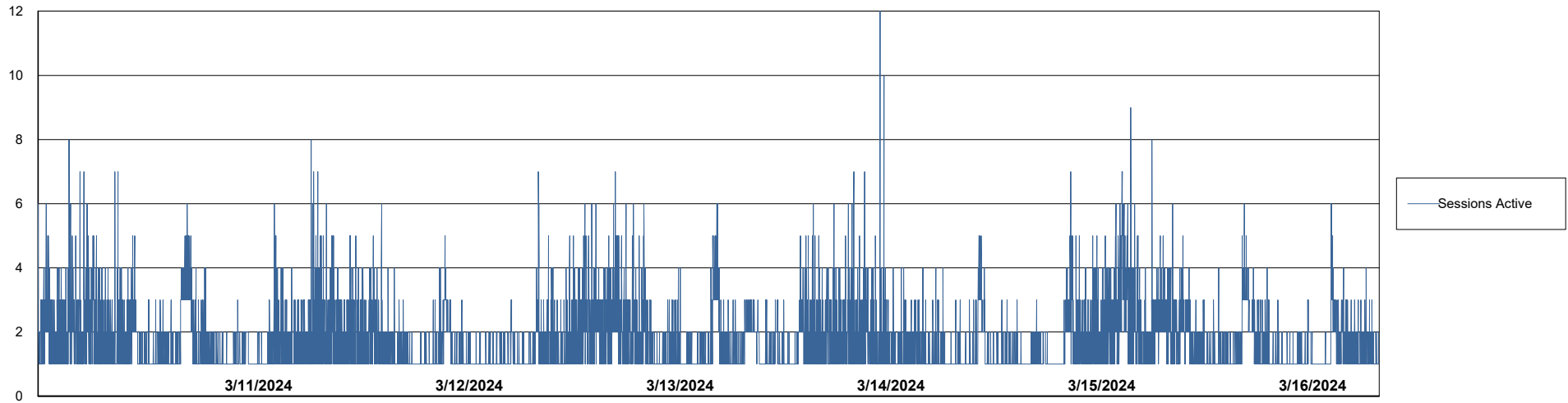
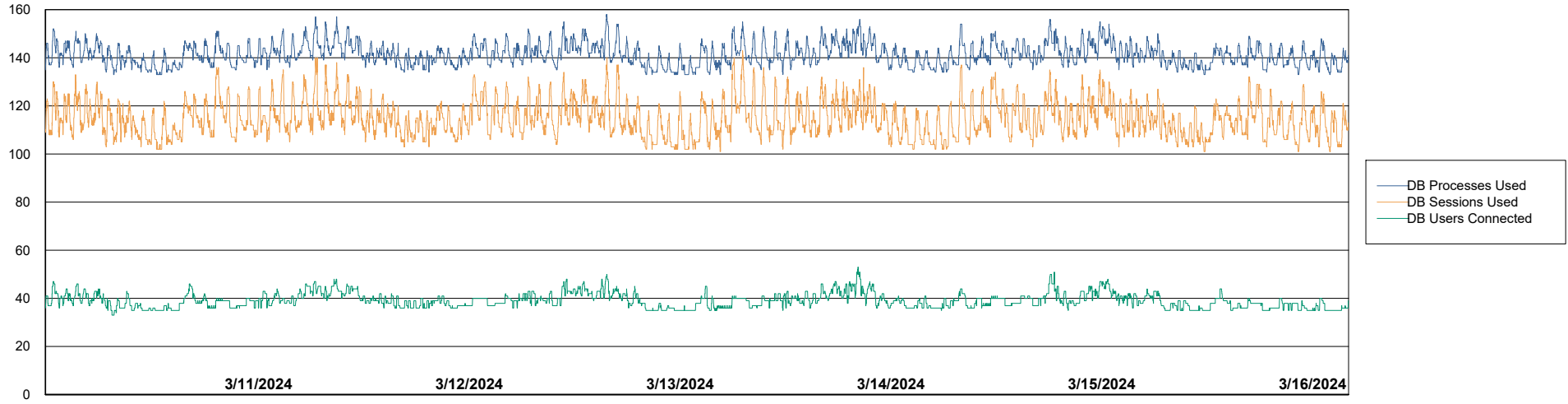
	Free disk space on C: (%)	Total disk space on C: (Gb)	Used disk space on C: (Gb)	Free disk space on D: (%)	Total disk space on D: (Gb)	Used disk space on D: (Gb)	Free disk space on E: (%)	Total disk space on E: (Gb)	Used disk space on E: (Gb)
3/16/2024	67	279	92	52	993	480	82	684	120
3/15/2024	67	279	92	52	993	480	75	684	171
3/14/2024	67	279	92	52	993	480	75	684	171
3/13/2024	67	279	91	52	993	480	75	684	171
3/12/2024	68	279	88	52	993	480	75	684	171
3/11/2024	70	279	83	52	993	480	78	684	148
3/10/2024	71	279	81	52	993	480	98	684	17

Weekly SLA Customer Report

Customer LLG_Production
Database ID 53



Database Performance LLGDB_Production



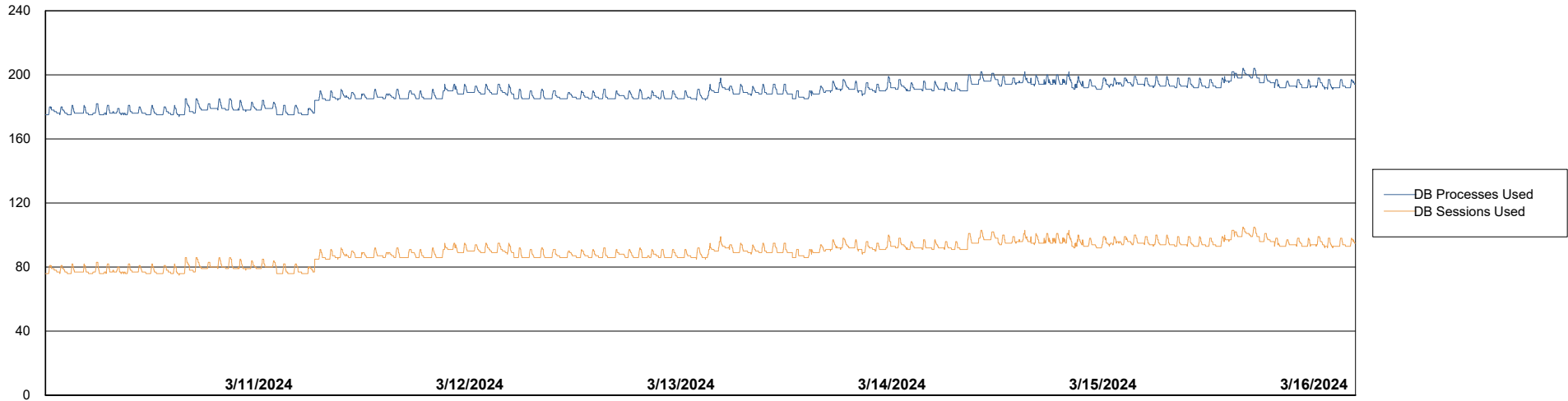
Weekly SLA Customer Report

Customer LLG_Production
Database ID 53



Database Performance LLGDB_Standby_TS2

DB Processes Max 4
DB Processes Max 300
DB Processes Max 0

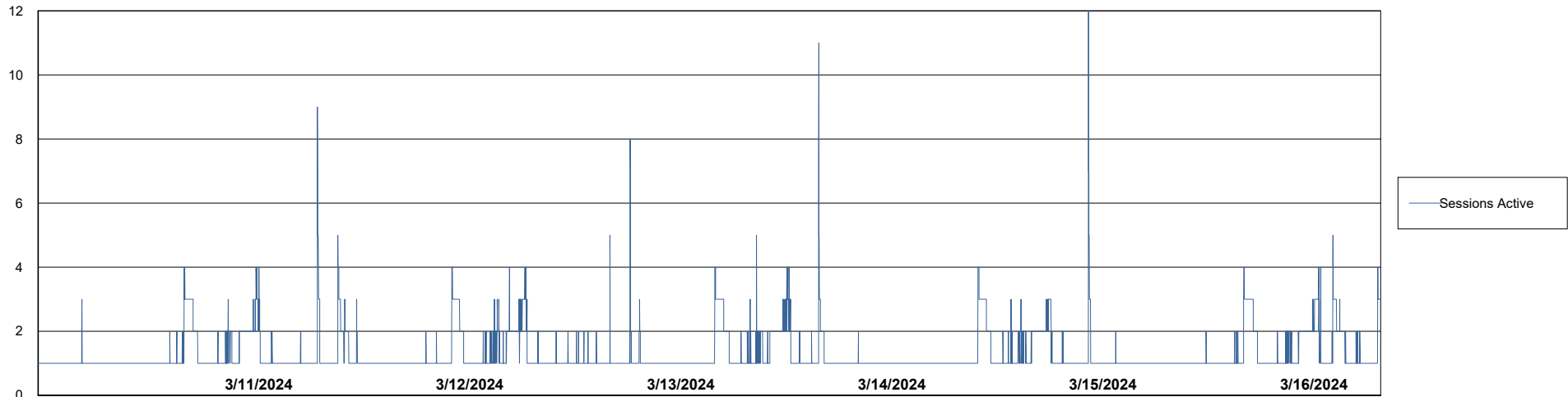
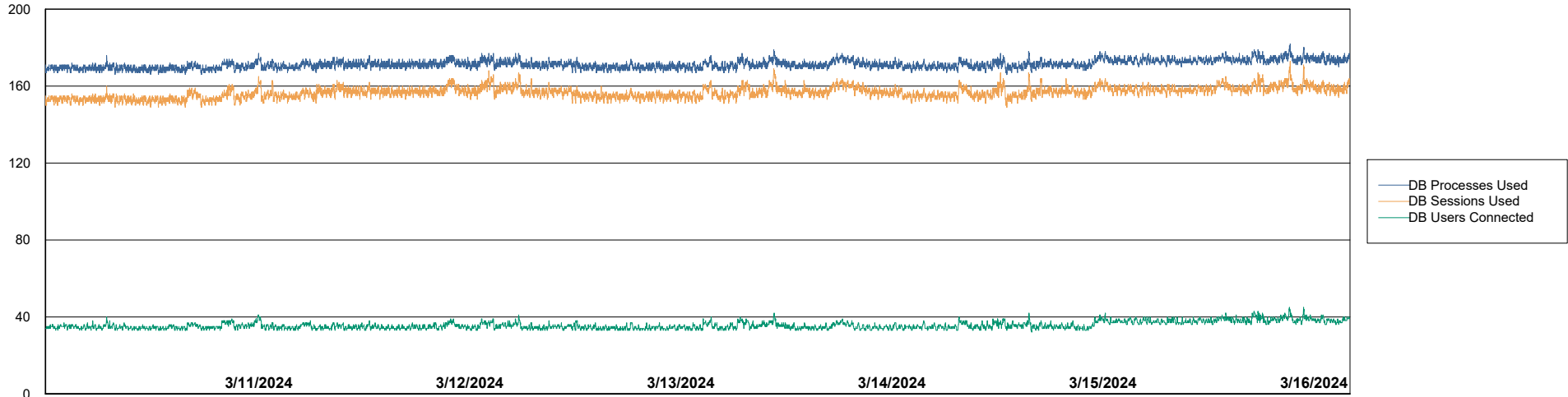


Weekly SLA Customer Report

Customer LLG_Production
Database ID 53



Database Performance LLGDBBI_Production



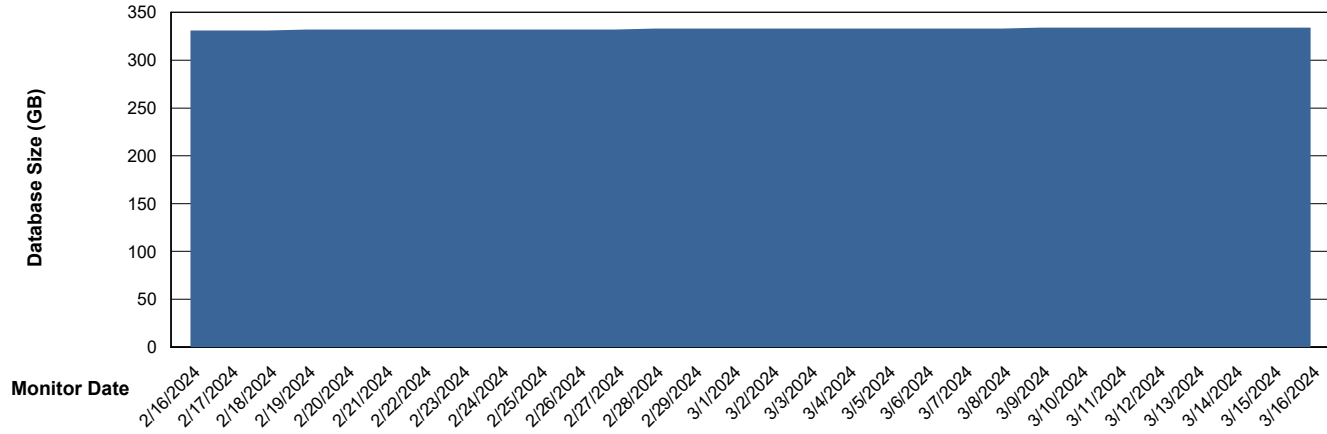
Weekly SLA Customer Report

Customer LLG_Production
Database ID 53



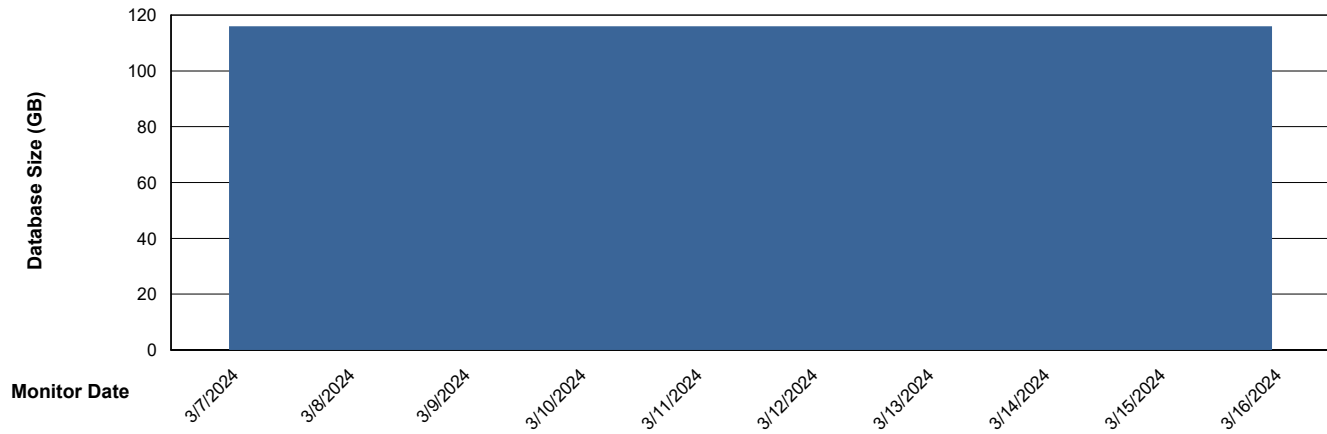
DATABASE SIZE LLGDB_Production

Database growth over last month



DATABASE SIZE LLGDBBI_Production

Database growth over last month



Weekly SLA Customer Report

Customer LLG_Production
Database ID 53



Database Tablespace LLGDB_Production

Date	Tablespace Name	Filesize (Gb)	Usedsize (Gb)	Percentage free
3/16/2024	ABSDATA	178	132	26
	INDX	230	191	17
3/15/2024	ABSDATA	178	132	26
	INDX	230	191	17
3/14/2024	ABSDATA	178	132	26
	INDX	230	191	17
3/13/2024	ABSDATA	178	132	26
	INDX	230	191	17
3/12/2024	ABSDATA	178	132	26
	INDX	230	191	17
3/11/2024	ABSDATA	178	132	26
	INDX	230	191	17
3/10/2024	ABSDATA	178	132	26
	INDX	230	191	17

Weekly SLA Customer Report

Customer LLG_Production
 Database ID 53



Database Tablespace LLGDBBI_Production

Date	Tablespace Name	Filesize (Gb)	Usedsize (Gb)	Percentage free
3/16/2024	ABSDATA	100	44	56
	INDX	120	62	49
3/15/2024	ABSDATA	100	44	56
	INDX	120	62	49
3/14/2024	ABSDATA	100	44	56
	INDX	120	62	49
3/13/2024	ABSDATA	100	44	56
	INDX	120	62	49
3/12/2024	ABSDATA	100	44	56
	INDX	120	62	49
3/11/2024	ABSDATA	100	44	56
	INDX	120	62	49
3/10/2024	ABSDATA	100	44	56
	INDX	120	62	49

BI Status and last ETL error for LLGDBBI_Production

	Mon 11/3/2024	Tue 12/3/2024	Wed 13/3/2024	Thu 14/3/2024	Fri 15/3/2024	Sat 16/3/2024
ABS DataWarehouse ETL Health	OK	OK	OK	OK	OK	OK
ABS DWHStaging ETL Health	OK	OK	OK	OK	OK	OK

Weekly SLA Customer Report

Customer LLG_Production
Database ID 53



BI last ETL error for	LLGDBBI_Production
Sun, 10-03-2024	None
Thu, 14-03-2024	None
Sun, 10-03-2024	None
Wed, 13-03-2024	None
Fri, 15-03-2024	None
Sat, 16-03-2024	None
Mon, 11-03-2024	None
Thu, 14-03-2024	None
Tue, 12-03-2024	None
Wed, 13-03-2024	None
Sat, 16-03-2024	None
Mon, 11-03-2024	None
Fri, 15-03-2024	None
Tue, 12-03-2024	None

Weekly SLA Customer Report

Customer LLG_Production
Database ID 53



Standby Database Health LLG_Production

Recovery lag for last 7 days



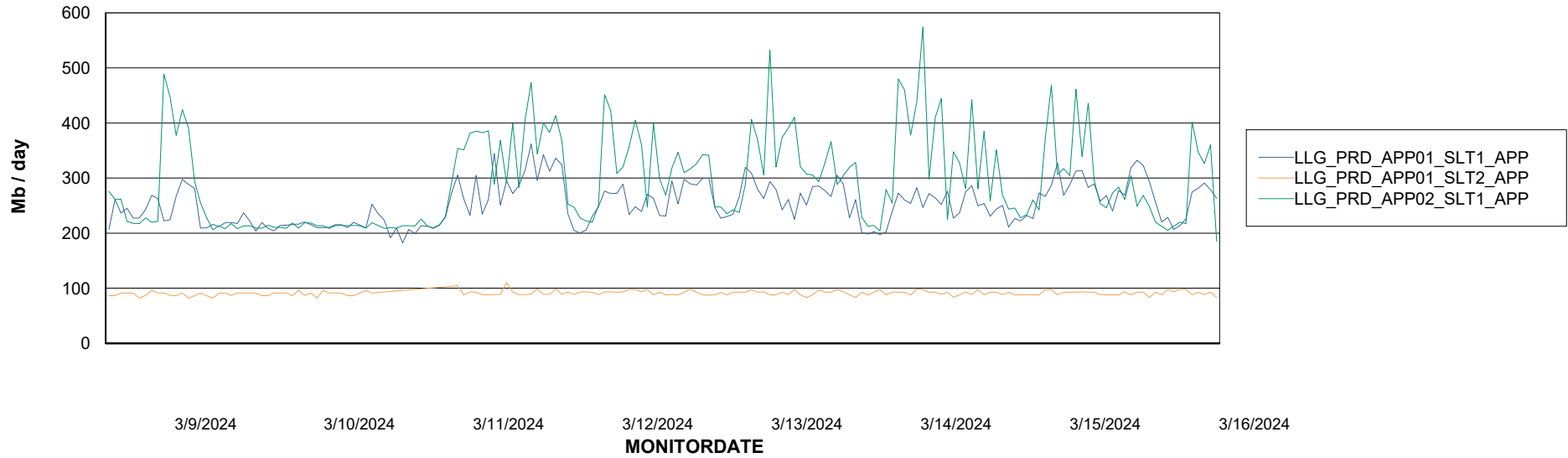
Weekly SLA Customer Report

Customer LLG_Production
Database ID 53



ABSSolute Application Server Services

Avg memory used per ABS Server Service



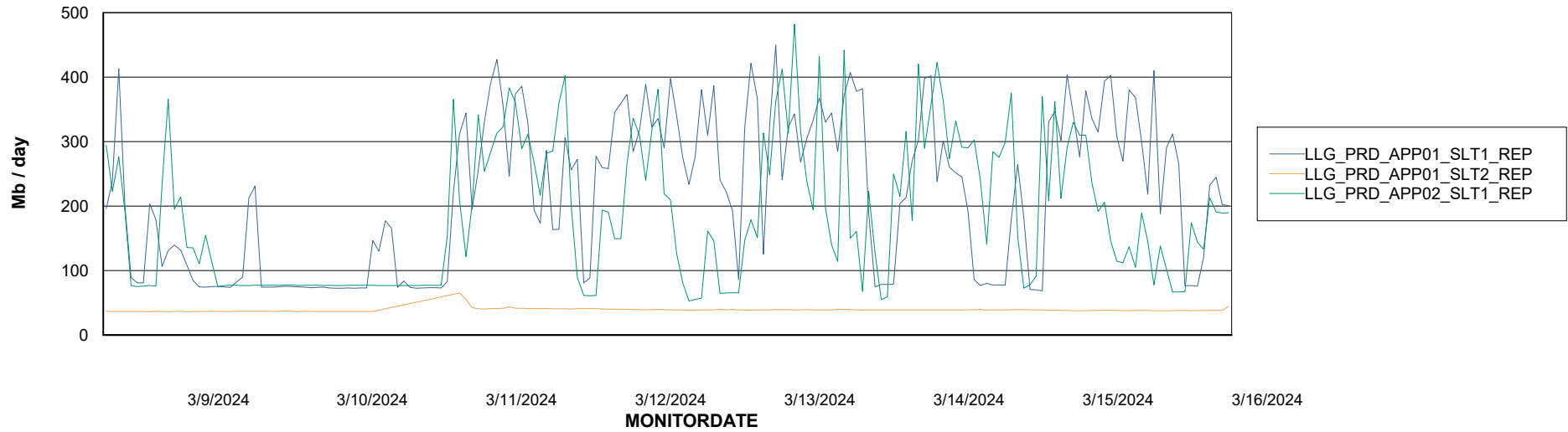
Weekly SLA Customer Report

Customer LLG_Production
Database ID 53

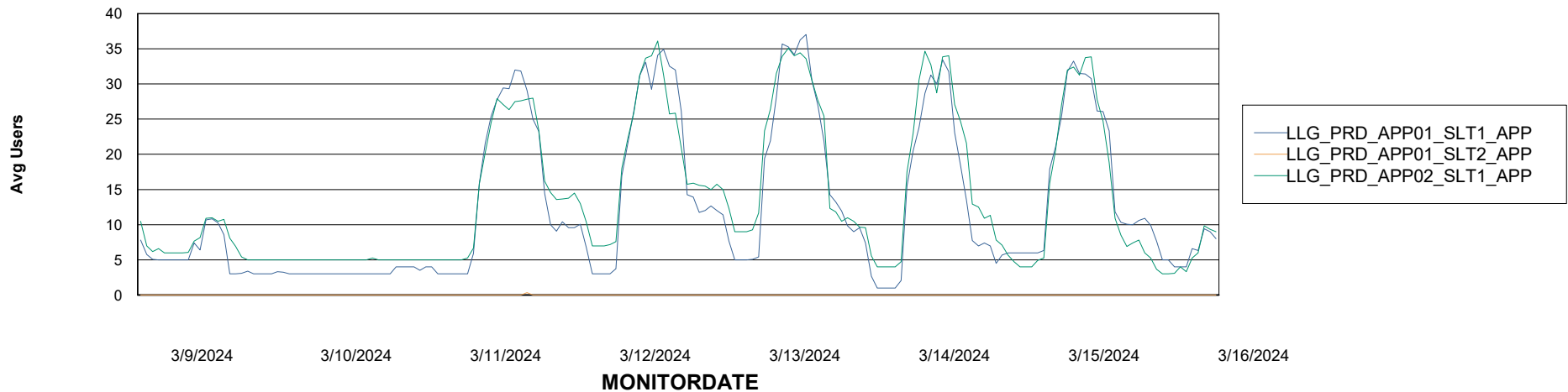


ABSSolute Application Server Services

Avg memory used per ReportServer Service



Avg users per day per ABS server



Weekly SLA Customer Report

Customer LLG_Production
Database ID 53



Disaster per ABS component

