

Weekly SLA Customer Report

Customer SPI_Production
 Database ID 49



Harddisk Usage SPI_PRD_SRV2016-SW1

	Free disk space on C: (%)	Total disk space on C: (Gb)	Used disk space on C: (Gb)	Free disk space on D: (%)	Total disk space on D: (Gb)	Used disk space on D: (Gb)
3/9/2024	44	79	45	55	100	45
3/8/2024	44	79	45	55	100	45
3/7/2024	44	79	45	55	100	45
3/6/2024	44	79	45	55	100	45
3/5/2024	44	79	44	55	100	45
3/4/2024	44	79	45	55	100	45
3/3/2024	44	79	44	55	100	45

Harddisk Usage SPI_PRD_SRV2016-SW2

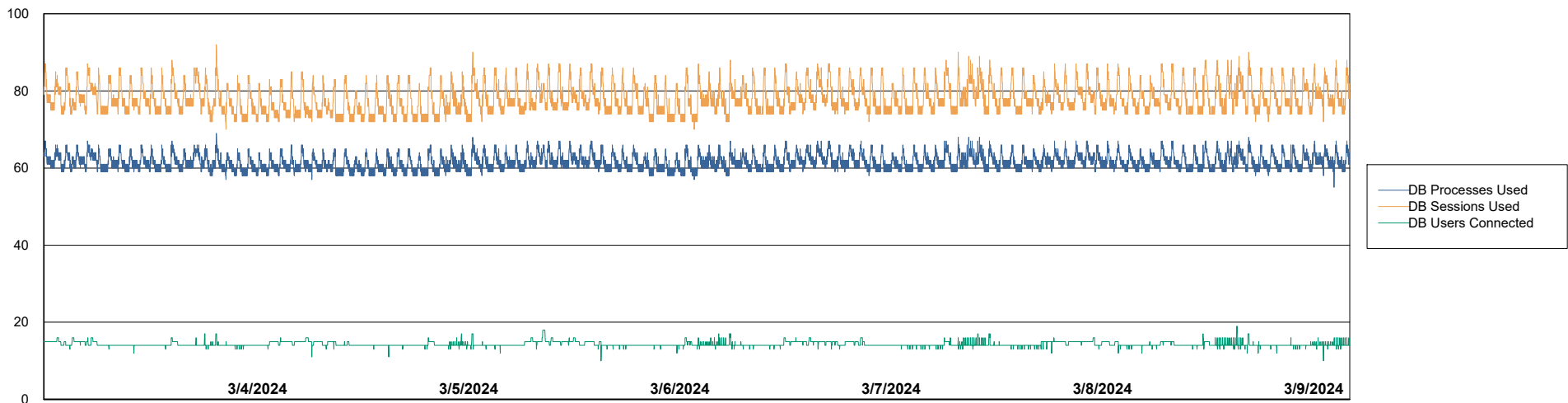
	Free disk space on C: (%)	Total disk space on C: (Gb)	Used disk space on C: (Gb)	Free disk space on D: (%)	Total disk space on D: (Gb)	Used disk space on D: (Gb)
3/9/2024	47	79	42	59	150	62
3/8/2024	47	79	42	59	150	62
3/7/2024	47	79	42	59	150	62
3/6/2024	46	79	43	59	150	62
3/5/2024	47	79	42	59	150	62
3/4/2024	47	79	42	59	150	62
3/3/2024	47	79	42	59	150	62

Weekly SLA Customer Report

Customer SPI_Production
Database ID 49



Database Performance SPI_PRD_SRV2016-SW1_ABS1



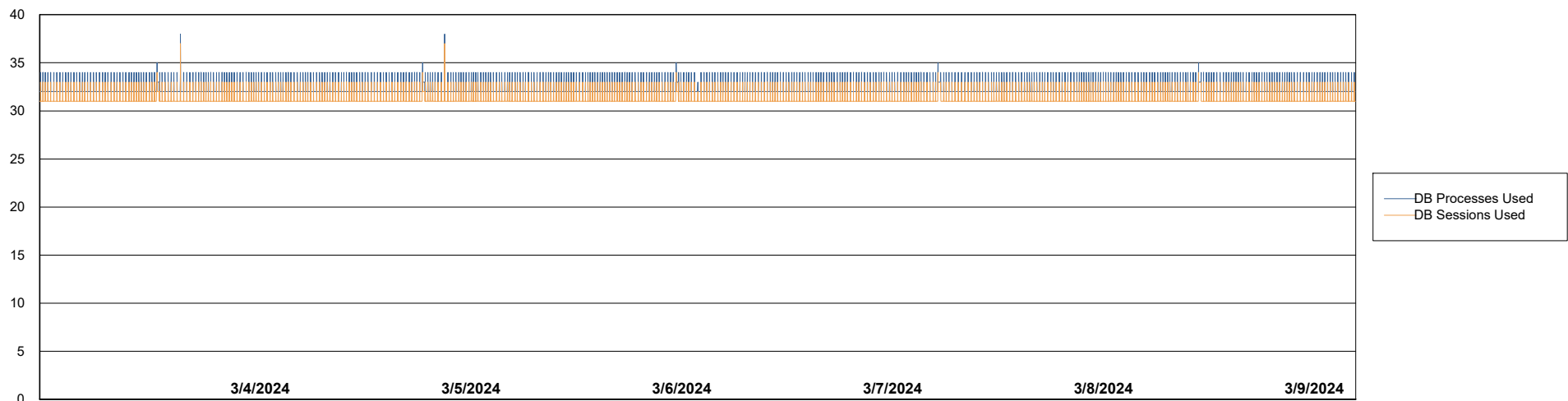
Weekly SLA Customer Report

Customer SPI_Production
Database ID 49



Database Performance SPI_PRD_SRV2016-SW2_HSBABS1

DB Processes Max 500



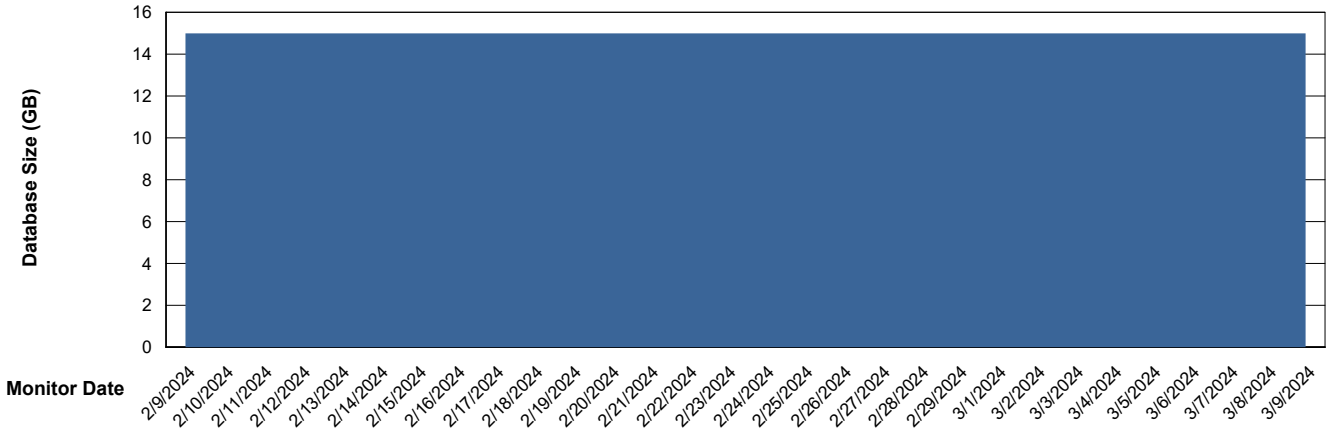
Weekly SLA Customer Report

Customer SPI_Production
 Database ID 49



DATABASE SIZE SPI_PRD_SRV2016-SW1_ABS1

Database growth over last month



Database Tablespace SPI_PRD_SRV2016-SW1_ABS1

Date	Tablespace Name	Filesize (Gb)	Usedsize (Gb)	Percentage free
3/9/2024	ABSDATA	5	3	43
	INDX	8	5	39
3/8/2024	ABSDATA	5	3	43
	INDX	8	5	39
3/7/2024	ABSDATA	5	3	43
	INDX	8	5	39
3/6/2024	ABSDATA	5	3	43
	INDX	8	5	39
3/5/2024	ABSDATA	5	3	43
	INDX	8	5	39
3/4/2024	ABSDATA	5	3	43
	INDX	8	5	39
3/3/2024	ABSDATA	5	3	43
	INDX	8	5	39