

Weekly SLA Customer Report

Customer NIX_Production
 Database ID 51



Harddisk Usage NIX_PRD_ABSAPP01

	Free disk space on C: (%)	Total disk space on C: (Gb)	Used disk space on C: (Gb)	Free disk space on E: (%)	Total disk space on E: (Gb)	Used disk space on E: (Gb)
3/9/2024	76	207	50	100	98	0
3/8/2024	76	207	50	100	98	0
3/7/2024	76	207	50	100	98	0
3/6/2024	76	207	50	100	98	0
3/5/2024	76	207	50	100	98	0
3/4/2024	76	207	50	100	98	0
3/3/2024	76	207	50	100	98	0

Harddisk Usage NIX_PRD_ABSAPP04

	Free disk space on C: (%)	Total disk space on C: (Gb)	Used disk space on C: (Gb)
3/9/2024	50	127	63
3/8/2024	50	127	63
3/7/2024	50	127	63
3/6/2024	50	127	63
3/5/2024	50	127	63
3/4/2024	50	127	63
3/3/2024	49	127	64

Weekly SLA Customer Report

Customer NIX_Production
 Database ID 51



Harddisk Usage NIX_PRD_ABSBI

	Free disk space on C: (%)	Total disk space on C: (Gb)	Used disk space on C: (Gb)	Free disk space on E: (%)	Total disk space on E: (Gb)	Used disk space on E: (Gb)
3/9/2024	64	179	64	54	700	324
3/8/2024	64	179	64	54	700	323
3/7/2024	64	179	64	54	700	323
3/6/2024	64	179	64	54	700	323
3/5/2024	64	179	64	54	700	323
3/4/2024	64	179	64	54	700	323
3/3/2024	64	179	64	54	700	323

Harddisk Usage NIX_PRD_ABSDB01

	Free disk space on C: (%)	Total disk space on C: (Gb)	Used disk space on C: (Gb)	Free disk space on D: (%)	Total disk space on D: (Gb)	Used disk space on D: (Gb)	Free disk space on E: (%)	Total disk space on E: (Gb)	Used disk space on E: (Gb)	Free disk space on F: (%)
3/9/2024	67	554	183	44	586	326	45	605	331	38
3/8/2024	67	554	186	44	586	326	45	605	331	38
3/7/2024	67	554	185	44	586	326	45	605	331	38
3/6/2024	67	554	185	44	586	326	45	605	331	38
3/5/2024	67	554	185	44	586	326	45	605	331	39
3/4/2024	67	554	185	44	586	325	46	605	326	40
3/3/2024	67	554	184	45	586	324	47	605	321	39

Weekly SLA Customer Report

Customer NIX_Production
 Database ID 51



Harddisk Usage NIX_PRD_ABSDB02

	Free disk space on C: (%)	Total disk space on C: (Gb)	Used disk space on C: (Gb)	Free disk space on D: (%)	Total disk space on D: (Gb)	Used disk space on D: (Gb)	Free disk space on E: (%)	Total disk space on E: (Gb)	Used disk space on E: (Gb)	Free disk space on F: (%)
3/9/2024	88	574	70	39	488	297	52	684	331	87
3/8/2024	88	574	70	39	488	297	52	684	331	87
3/7/2024	88	574	70	39	488	297	52	684	331	87
3/6/2024	88	574	70	39	488	297	52	684	331	87
3/5/2024	88	574	70	39	488	297	52	684	331	87
3/4/2024	88	574	70	39	488	296	52	684	325	88
3/3/2024	88	574	70	40	488	295	53	684	320	88

Harddisk Usage NIX_PRD_ABSWEB02

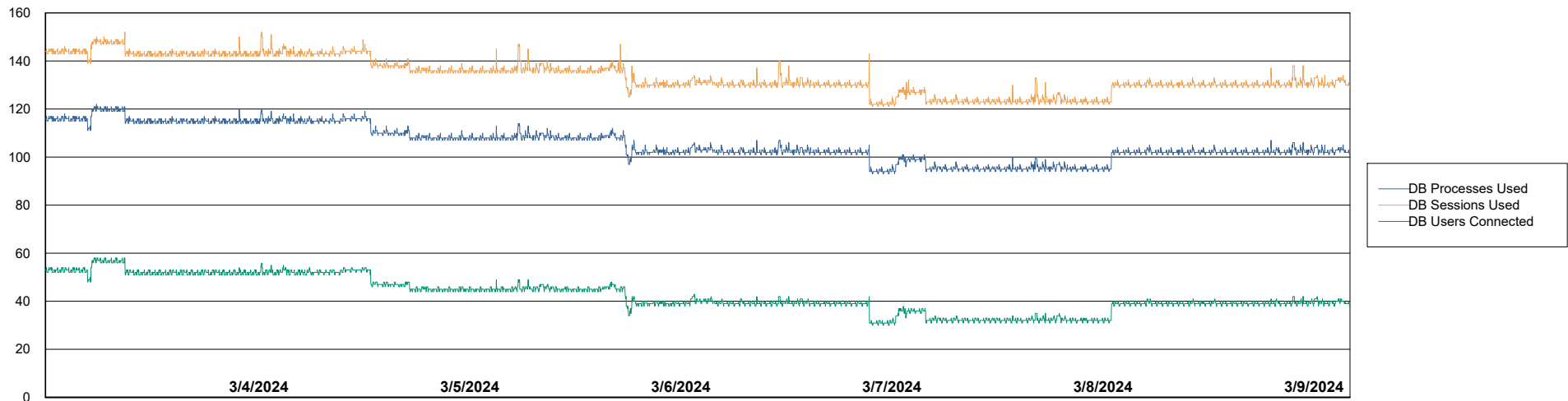
	Free disk space on C: (%)	Total disk space on C: (Gb)	Used disk space on C: (Gb)
3/9/2024	86	300	43
3/8/2024	86	300	42
3/7/2024	86	300	42
3/6/2024	86	300	42
3/5/2024	86	300	42
3/4/2024	86	300	42
3/3/2024	86	300	42

Weekly SLA Customer Report

Customer NIX_Production
Database ID 51



Database Performance NIX_PRD_ABSBI_ABS1

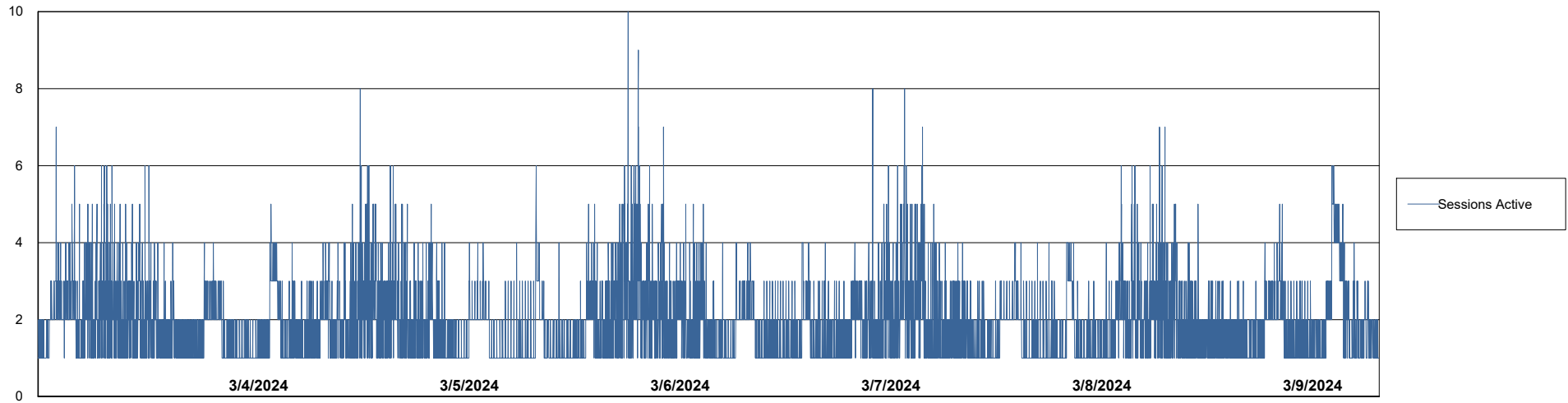
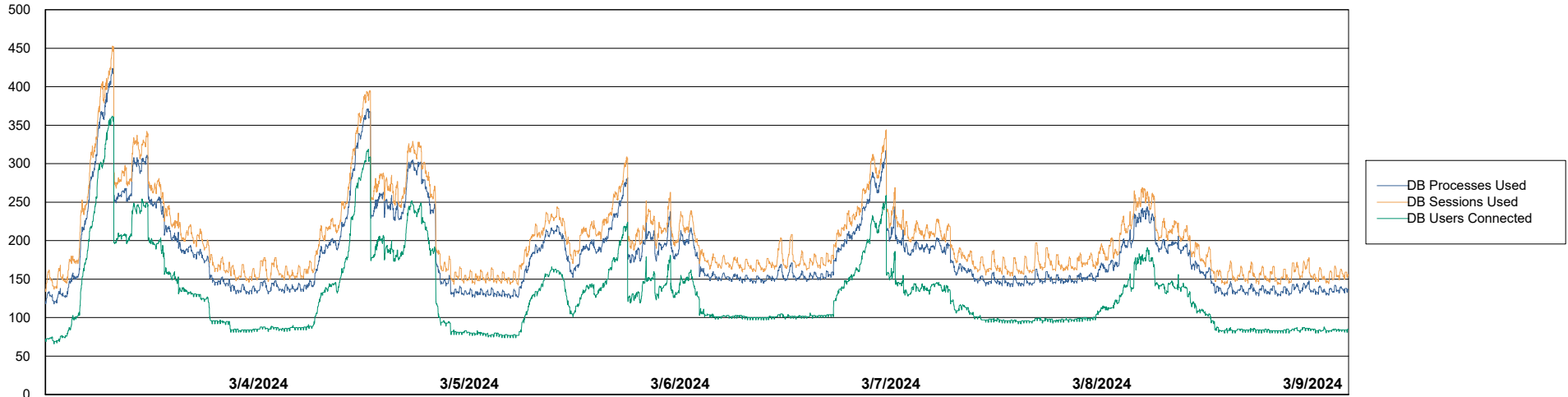


Weekly SLA Customer Report

Customer NIX_Production
Database ID 51



Database Performance NIX_PRD_ABSD01_ABS1



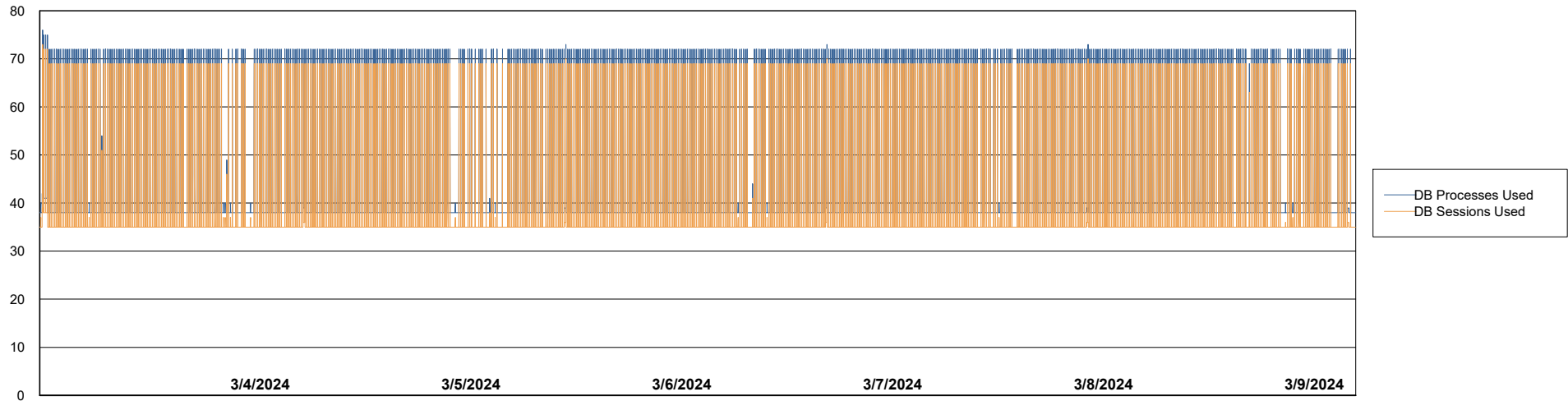
Weekly SLA Customer Report

Customer NIX_Production
Database ID 51



Database Performance NIX_PRD_ABSDB02_HSBABS1

DB Processes Max 300



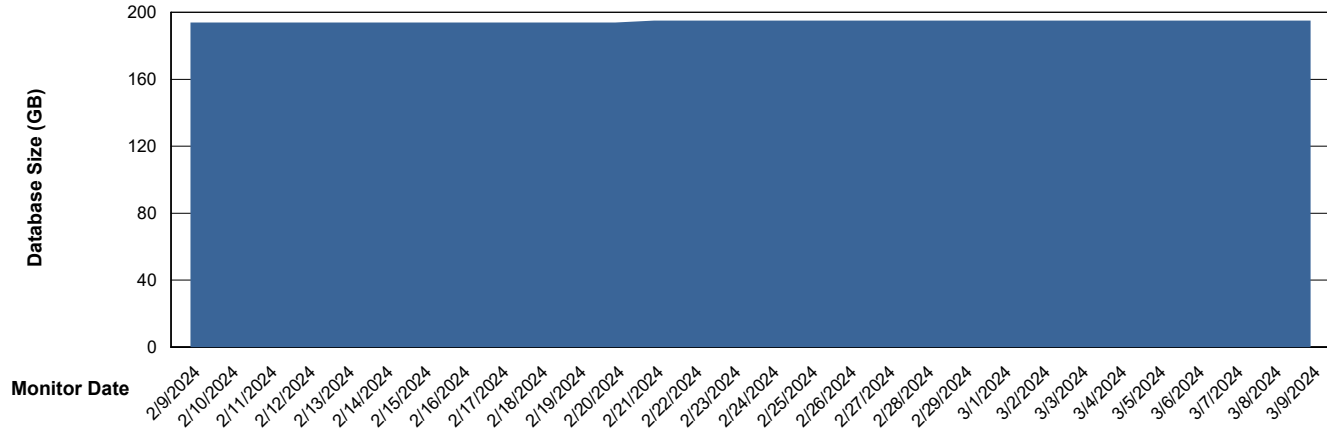
Weekly SLA Customer Report

Customer NIX_Production
Database ID 51



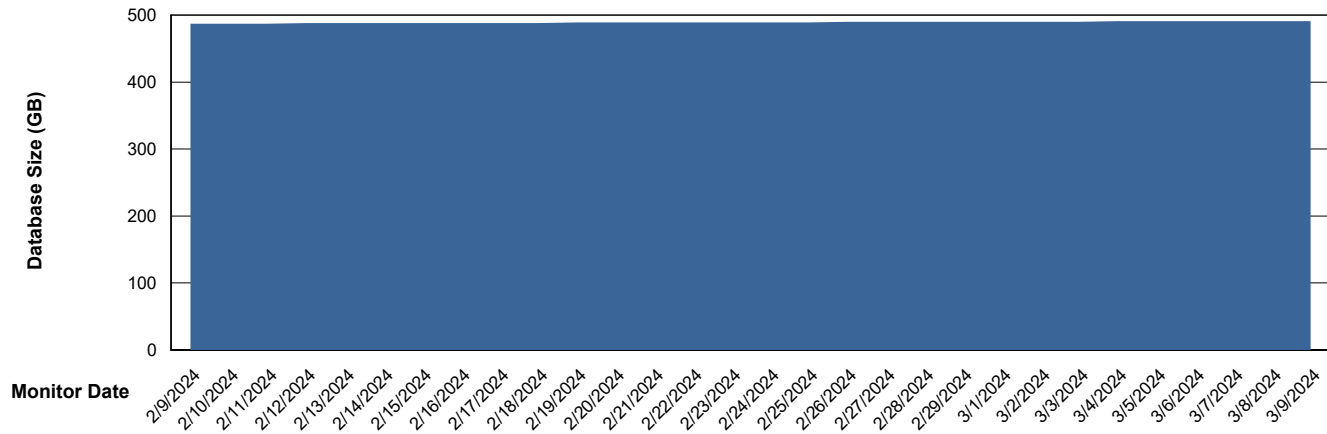
DATABASE SIZE NIX_PRD_ABSBI_ABS1

Database growth over last month



DATABASE SIZE NIX_PRD_ABSDB01_ABS1

Database growth over last month



Weekly SLA Customer Report

Customer NIX_Production
Database ID 51



Database Tablespace NIX_PRD_ABSBI_ABS1

Date	Tablespace Name	Filesize (Gb)	Usedsize (Gb)	Percentage free
3/9/2024	ABSDATA	106	87	18
	INDX	128	107	17
3/8/2024	ABSDATA	106	87	18
	INDX	128	107	17
3/7/2024	ABSDATA	106	87	18
	INDX	128	107	17
3/6/2024	ABSDATA	106	87	18
	INDX	128	107	17
3/5/2024	ABSDATA	106	87	18
	INDX	128	107	17
3/4/2024	ABSDATA	106	87	18
	INDX	128	107	17
3/3/2024	ABSDATA	106	87	18
	INDX	128	107	17

Weekly SLA Customer Report

Customer NIX_Production
 Database ID 51



Database Tablespace NIX_PRD_ABSD01_ABS1

Date	Tablespace Name	Filesize (Gb)	Usedsize (Gb)	Percentage free
3/9/2024	ABSDATA	238	196	18
	INDX	331	270	18
3/8/2024	ABSDATA	238	196	18
	INDX	331	270	18
3/7/2024	ABSDATA	238	196	18
	INDX	331	270	18
3/6/2024	ABSDATA	238	196	18
	INDX	331	270	18
3/5/2024	ABSDATA	238	195	18
	INDX	331	270	18
3/4/2024	ABSDATA	238	195	18
	INDX	331	270	18
3/3/2024	ABSDATA	236	195	17
	INDX	320	270	16

BI Status and last ETL error for NIX_PRD_ABSBI_ABS1

	Mon 4/3/2024	Tue 5/3/2024	Wed 6/3/2024	Thu 7/3/2024	Fri 8/3/2024	Sat 9/3/2024
ABS DataWarehouse ETL Health	OK	OK	OK	OK	OK	OK
ABS DWHStaging ETL Health	OK	OK	OK	OK	OK	OK

Weekly SLA Customer Report

Customer NIX_Production
Database ID 51



BI last ETL error for NIX_PRD_ABSBI_ABS1

Thu, 7-03-2024	None
Sat, 9-03-2024	None
Sun, 3-03-2024	None
Wed, 6-03-2024	None
Sun, 3-03-2024	None
Fri, 8-03-2024	None
Mon, 4-03-2024	None
Mon, 4-03-2024	None
Wed, 6-03-2024	None
Tue, 5-03-2024	None
Fri, 8-03-2024	None
Sat, 9-03-2024	None
Tue, 5-03-2024	None
Thu, 7-03-2024	None

Weekly SLA Customer Report

Customer NIX_Production
Database ID 51



Standby Database Health NIX_Production

Recovery lag for last 7 days



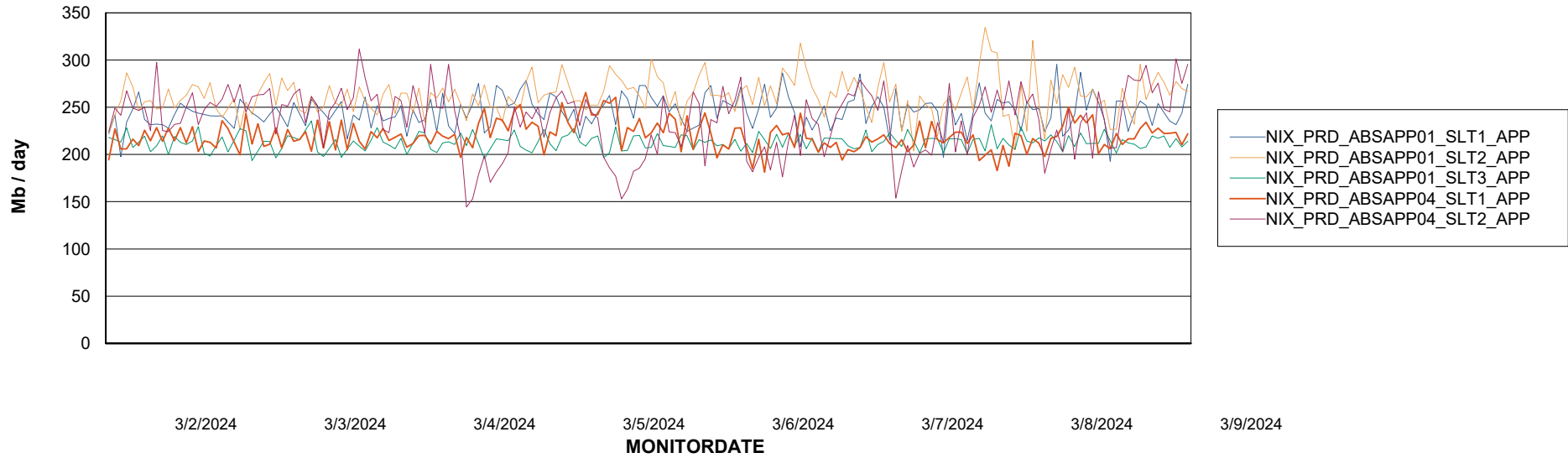
Weekly SLA Customer Report

Customer NIX_Production
Database ID 51

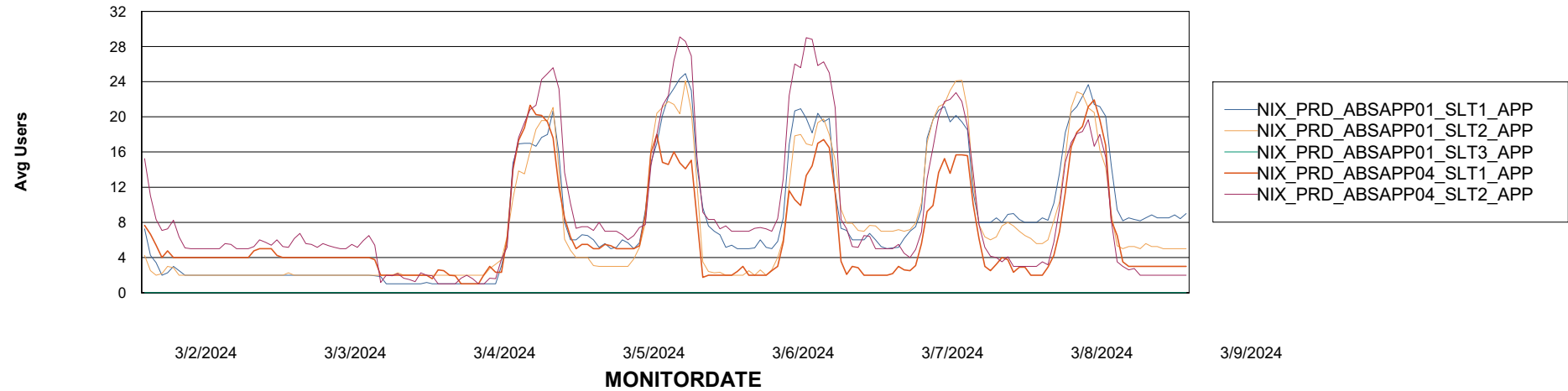


ABSSolute Application Server Services

Avg memory used per ABS Server Service



Avg users per day per ABS server



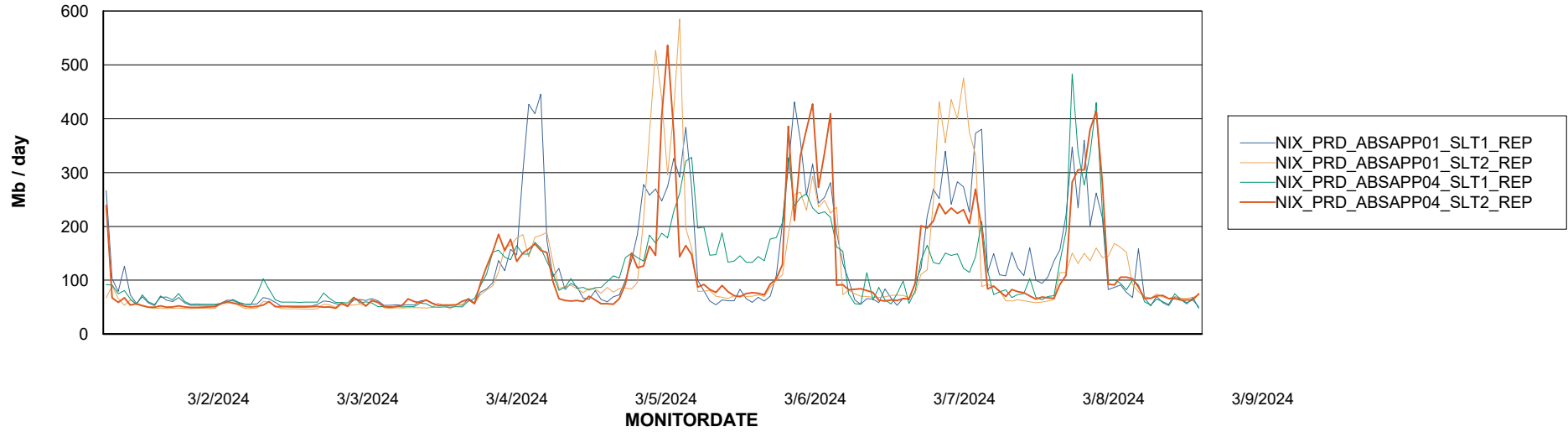
Weekly SLA Customer Report

Customer NIX_Production
Database ID 51



ABSSolute Application ReportServer Services

Avg memory used per ReportServer Service



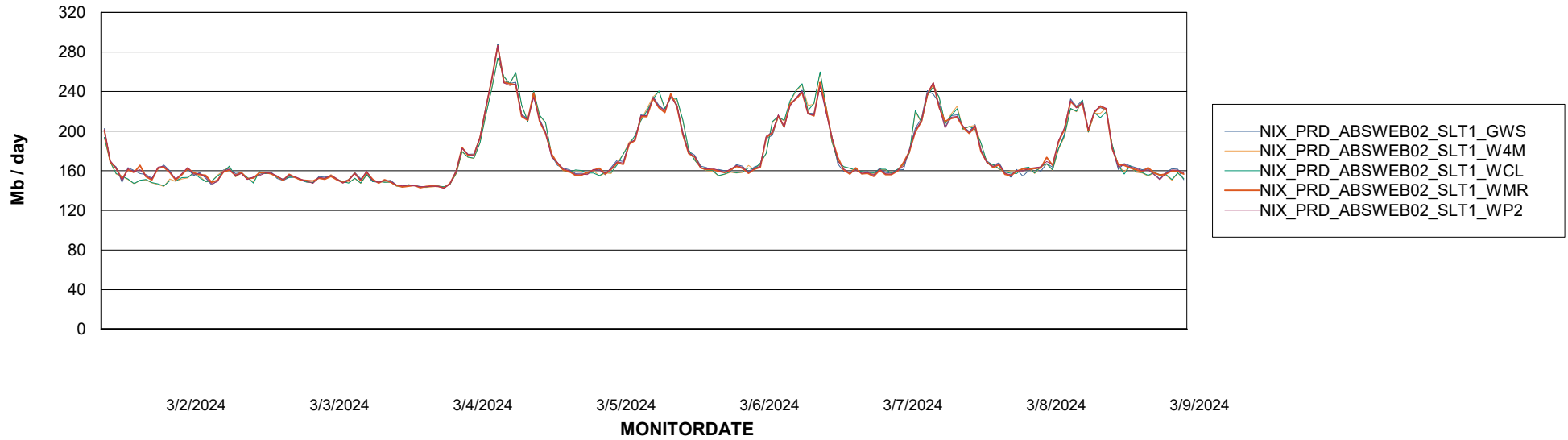
Weekly SLA Customer Report

Customer NIX_Production
Database ID 51



ABSSolute Web Component Services

Avg memory used per ABS Web component



Weekly SLA Customer Report

Customer NIX_Production
Database ID 51



Disaster per ABS component

