

Weekly SLA Customer Report

Customer LLG_Production
 Database ID 53



Harddisk Usage LLG_PRD_APP01

	Free disk space on C: (%)	Total disk space on C: (Gb)	Used disk space on C: (Gb)	Free disk space on D: (%)	Total disk space on D: (Gb)	Used disk space on D: (Gb)
3/9/2024	31	200	139	95	200	10
3/8/2024	31	200	139	95	200	10
3/7/2024	31	200	139	95	200	10
3/6/2024	31	200	139	95	200	10
3/5/2024	31	200	139	95	200	10
3/4/2024	31	200	139	95	200	10
3/3/2024	31	200	139	95	200	10

Harddisk Usage LLG_PRD_APP02

	Free disk space on C: (%)	Total disk space on C: (Gb)	Used disk space on C: (Gb)	Free disk space on D: (%)	Total disk space on D: (Gb)	Used disk space on D: (Gb)
3/9/2024	61	200	77	93	200	14
3/8/2024	61	200	77	93	200	14
3/7/2024	61	200	77	93	200	14
3/6/2024	61	200	77	93	200	14
3/5/2024	61	200	77	93	200	14
3/4/2024	61	200	77	93	200	14
3/3/2024	61	200	77	93	200	14

Weekly SLA Customer Report

Customer LLG_Production
 Database ID 53



Harddisk Usage LLG_PRD_BI02

	Free disk space on C: (%)	Total disk space on C: (Gb)	Used disk space on C: (Gb)	Free disk space on D: (%)	Total disk space on D: (Gb)	Used disk space on D: (Gb)
3/9/2024	50	150	74	32	685	463
3/8/2024	50	150	75	33	685	460
3/7/2024	50	150	75	33	685	460
3/6/2024	50	150	74	33	685	459
3/5/2024	50	150	74	33	685	460
3/4/2024	51	150	74	33	685	460
3/3/2024	51	150	74	33	685	460

Harddisk Usage LLG_PRD_OR01

	Free disk space on C: (%)	Total disk space on C: (Gb)	Used disk space on C: (Gb)	Free disk space on D: (%)	Total disk space on D: (Gb)	Used disk space on D: (Gb)	Free disk space on E: (%)	Total disk space on E: (Gb)	Used disk space on E: (Gb)
3/9/2024	80	279	57	42	928	539	54	749	342
3/8/2024	80	279	57	42	928	539	60	749	301
3/7/2024	80	279	57	42	928	539	65	749	265
3/6/2024	80	279	57	42	928	539	58	749	313
3/5/2024	80	279	57	42	928	539	59	749	305
3/4/2024	80	279	57	42	928	539	48	749	387
3/3/2024	80	279	57	42	928	539	53	749	354

Weekly SLA Customer Report

Customer LLG_Production
 Database ID 53



Harddisk Usage LLG_PRD_ORS02

	Free disk space on C: (%)	Total disk space on C: (Gb)	Used disk space on C: (Gb)	Free disk space on D: (%)	Total disk space on D: (Gb)	Used disk space on D: (Gb)	Free disk space on E: (%)	Total disk space on E: (Gb)	Used disk space on E: (Gb)
3/9/2024	82	279	50	88	1,117	131	93	559	38
3/8/2024	82	279	50	88	1,117	131	93	559	38
3/7/2024	82	279	50	88	1,117	131	93	559	38
3/6/2024	82	279	50	88	1,117	131	93	559	38
3/5/2024	82	279	50	88	1,117	131	93	559	38
3/4/2024	82	279	50	88	1,117	131	93	559	38
3/3/2024	82	279	50	88	1,117	131	93	559	38

Harddisk Usage LLG_PRD_TS2

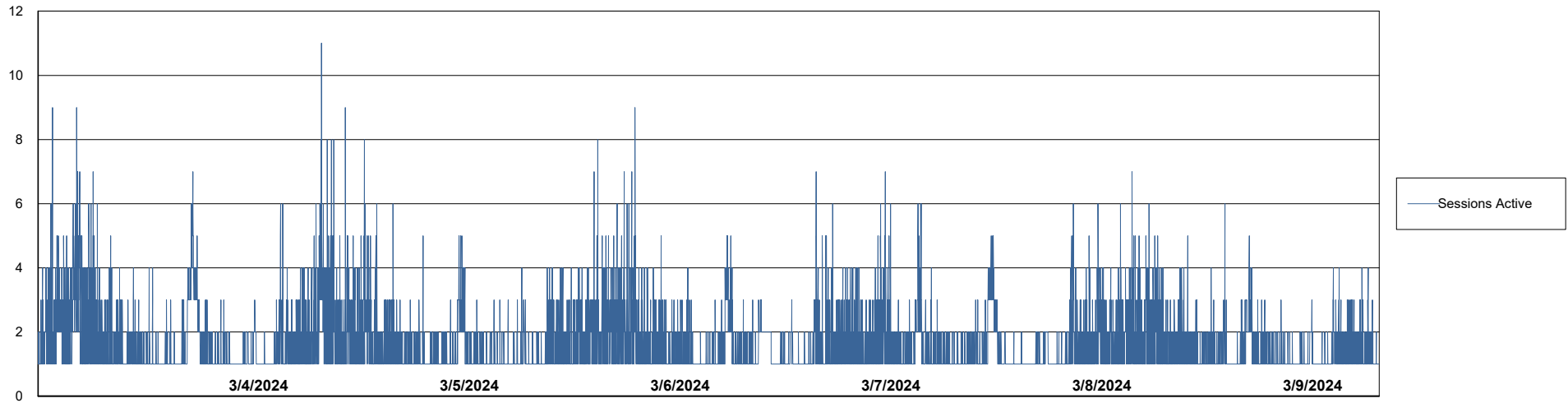
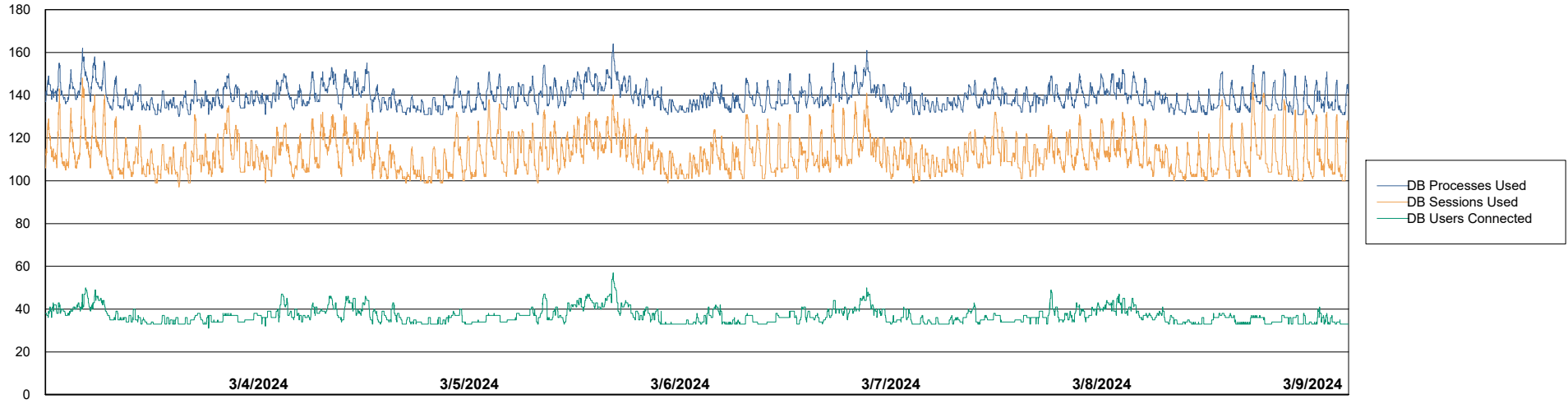
	Free disk space on C: (%)	Total disk space on C: (Gb)	Used disk space on C: (Gb)	Free disk space on D: (%)	Total disk space on D: (Gb)	Used disk space on D: (Gb)	Free disk space on E: (%)	Total disk space on E: (Gb)	Used disk space on E: (Gb)
3/9/2024	71	279	80	52	993	480	84	684	110
3/8/2024	71	279	80	52	993	480	75	684	170
3/7/2024	71	279	80	52	993	480	75	684	171
3/6/2024	71	279	80	52	993	480	75	684	171
3/5/2024	71	279	80	52	993	480	75	684	171
3/4/2024	72	279	79	52	993	480	78	684	152
3/3/2024	73	279	75	52	993	480	97	684	22

Weekly SLA Customer Report

Customer LLG_Production
Database ID 53



Database Performance LLGDB_Production



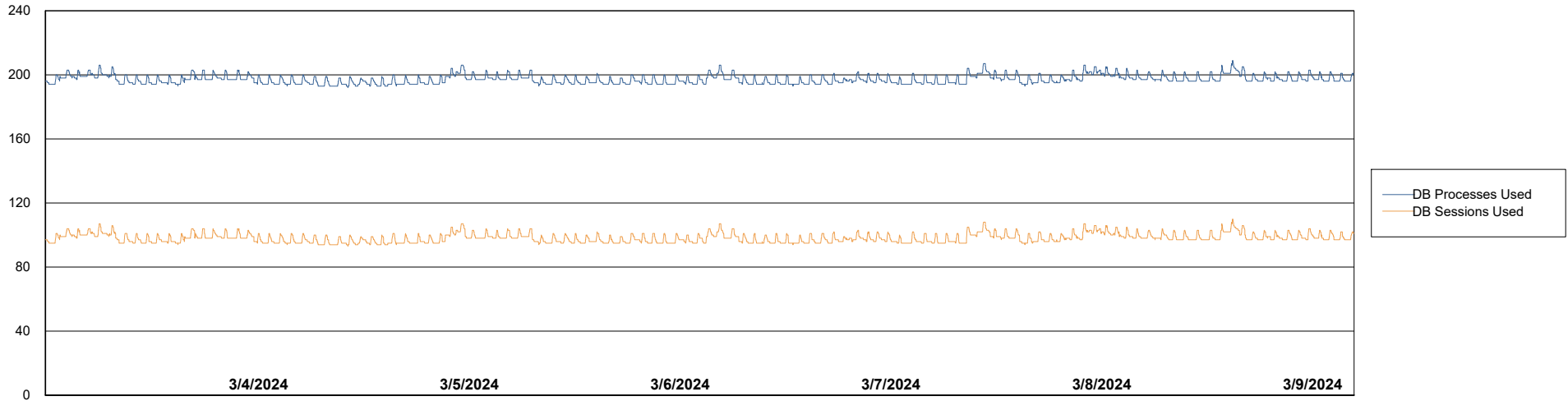
Weekly SLA Customer Report

Customer LLG_Production
Database ID 53



Database Performance LLGDB_Standby_TS2

DB Processes Max 0
DB Processes Max 300
DB Processes Max 4

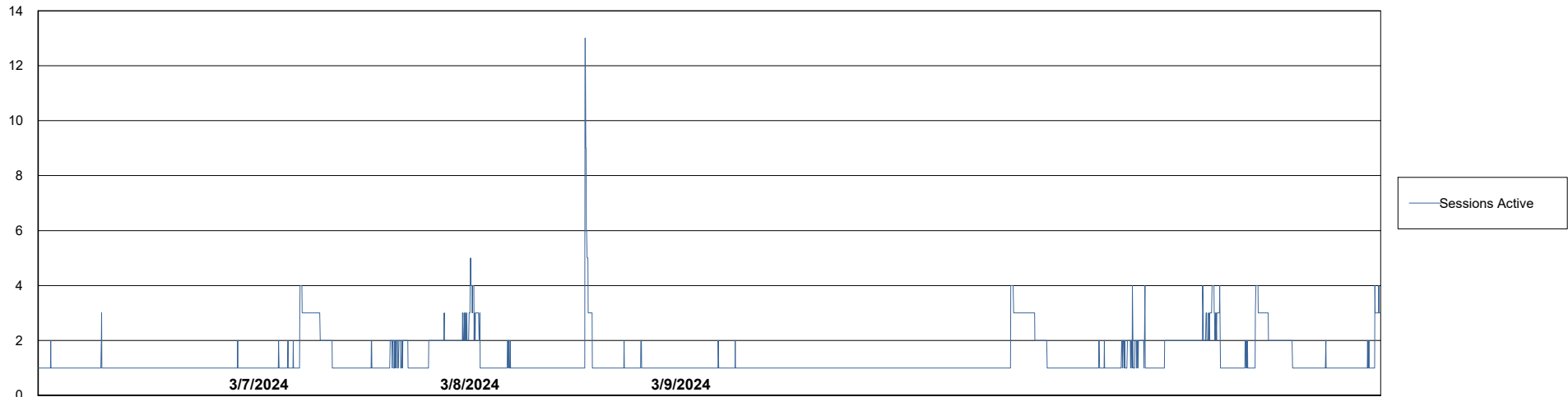
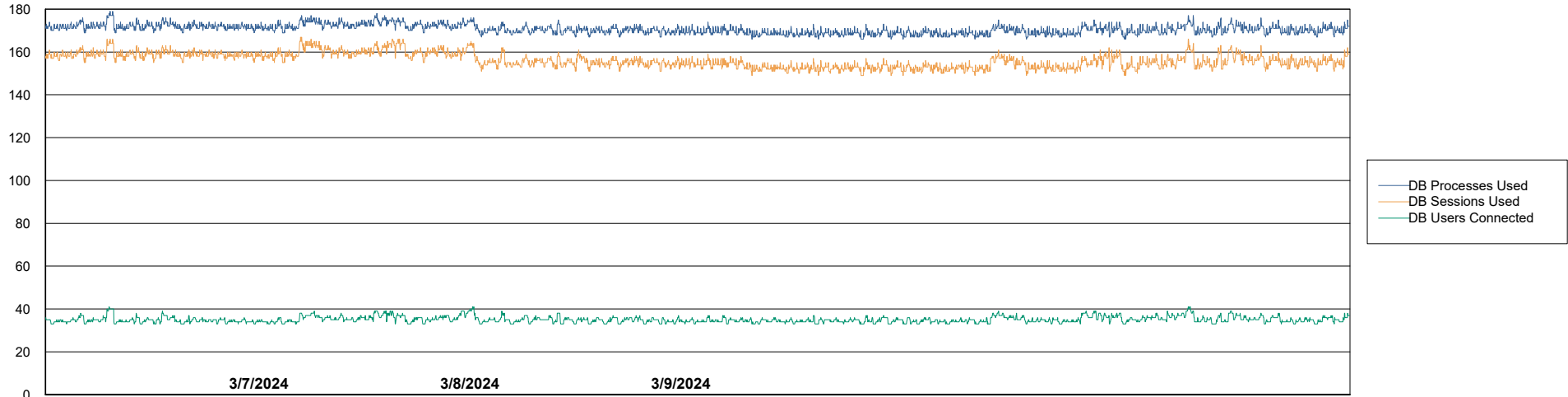


Weekly SLA Customer Report

Customer LLG_Production
Database ID 53



Database Performance LLGDBBI_Production



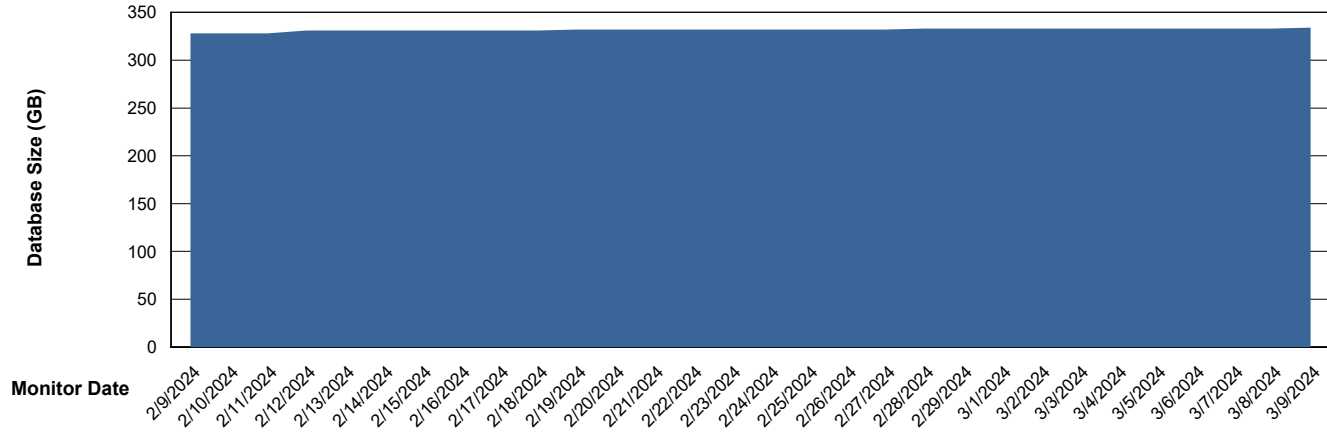
Weekly SLA Customer Report

Customer LLG_Production
Database ID 53



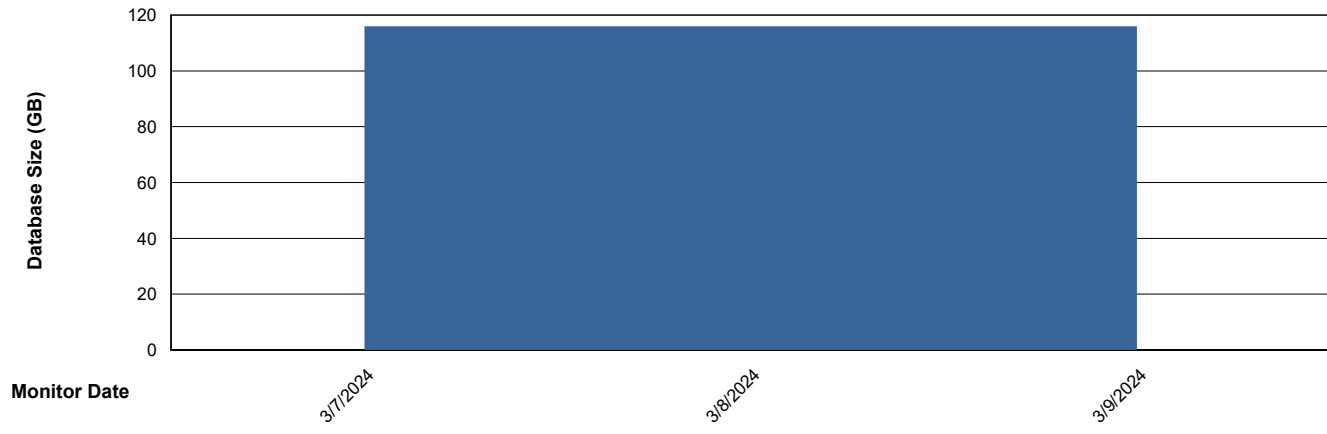
DATABASE SIZE LLGDB_Production

Database growth over last month



DATABASE SIZE LLGDBBI_Production

Database growth over last month



Weekly SLA Customer Report

Customer LLG_Production
 Database ID 53



Database Tablespace LLGDB_Production

Date	Tablespace Name	Filesize (Gb)	Usedsize (Gb)	Percentage free
3/9/2024	ABSDATA	178	132	26
	INDX	230	191	17
3/8/2024	ABSDATA	178	132	26
	INDX	230	191	17
3/7/2024	ABSDATA	178	132	26
	INDX	230	191	17
3/6/2024	ABSDATA	178	132	26
	INDX	230	191	17
3/5/2024	ABSDATA	178	132	26
	INDX	230	191	17
3/4/2024	ABSDATA	178	132	26
	INDX	230	191	17
3/3/2024	ABSDATA	178	132	26
	INDX	230	191	17

Weekly SLA Customer Report

Customer LLG_Production
 Database ID 53



Database Tablespace LLGDBBI_Production

Date	Tablespace Name	Filesize (Gb)	Usedsize (Gb)	Percentage free
3/9/2024	ABSDATA	100	44	56
	INDX	120	62	49
3/8/2024	ABSDATA	100	44	56
	INDX	120	61	49
3/7/2024	ABSDATA	100	44	56
	INDX	120	61	49

BI Status and last ETL error for LLGDBBI_Production

	Thu 7/3/2024	Fri 8/3/2024	Sat 9/3/2024
ABS DataWarehouse ETL Health	OK	OK	OK
ABS DWHStaging ETL Health	OK	OK	OK

BI last ETL error for LLGDBBI_Production

Thu, 7-03-2024 None
 Fri, 8-03-2024 None
 Sat, 9-03-2024 None
 Sat, 9-03-2024 None
 Fri, 8-03-2024 None
 Thu, 7-03-2024 None

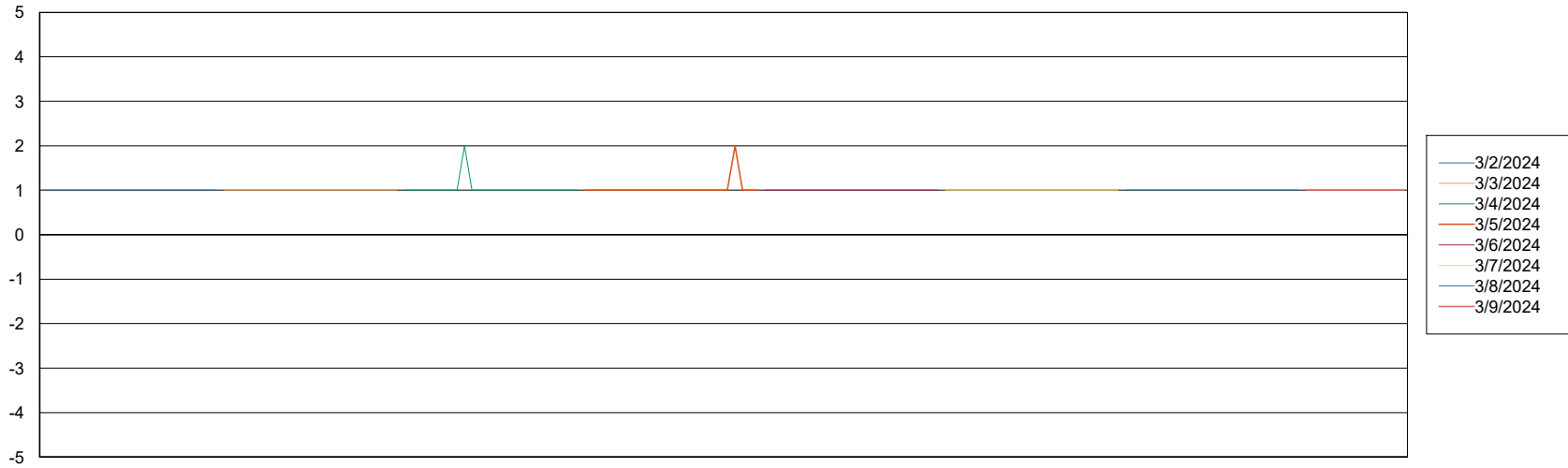
Weekly SLA Customer Report

Customer LLG_Production
Database ID 53



Standby Database Health LLG_Production

Recovery lag for last 7 days



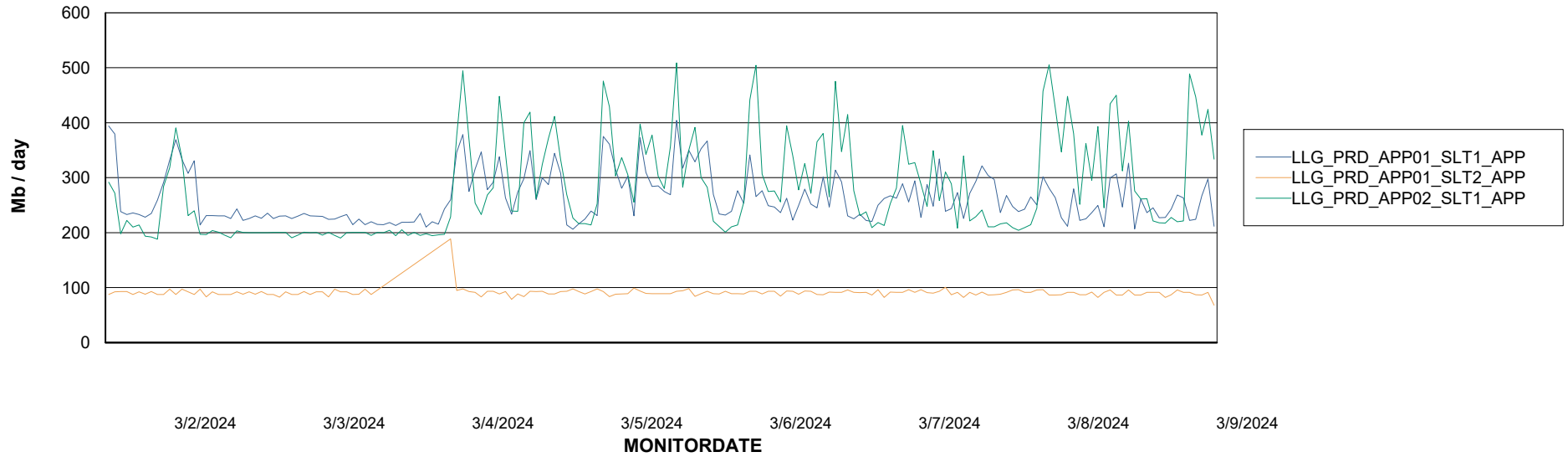
Weekly SLA Customer Report

Customer LLG_Production
Database ID 53



ABSSolute Application Server Services

Avg memory used per ABS Server Service



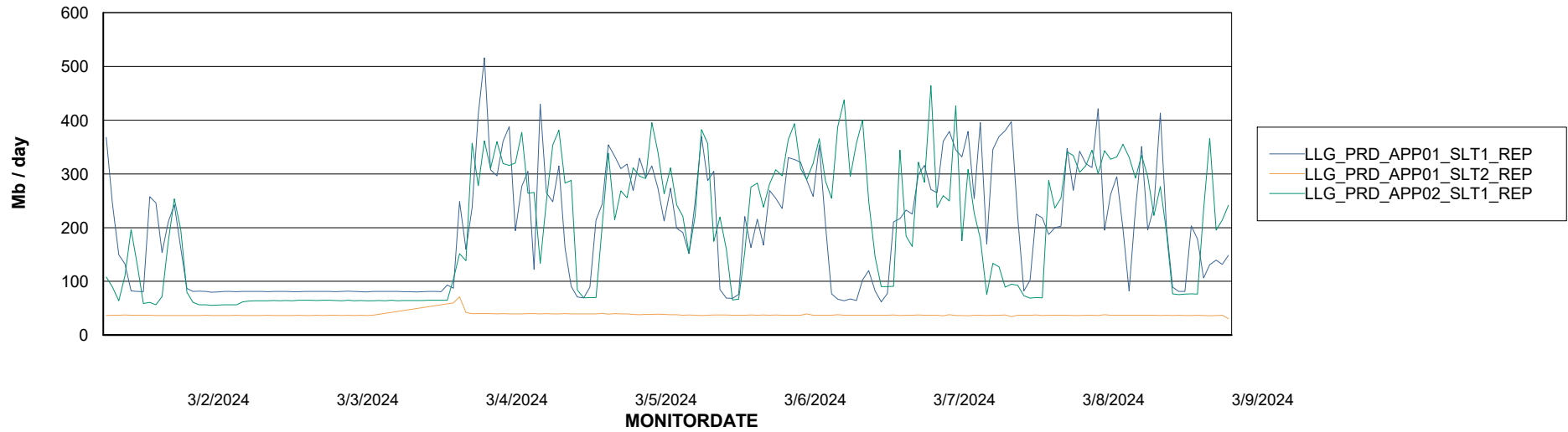
Weekly SLA Customer Report

Customer LLG_Production
Database ID 53

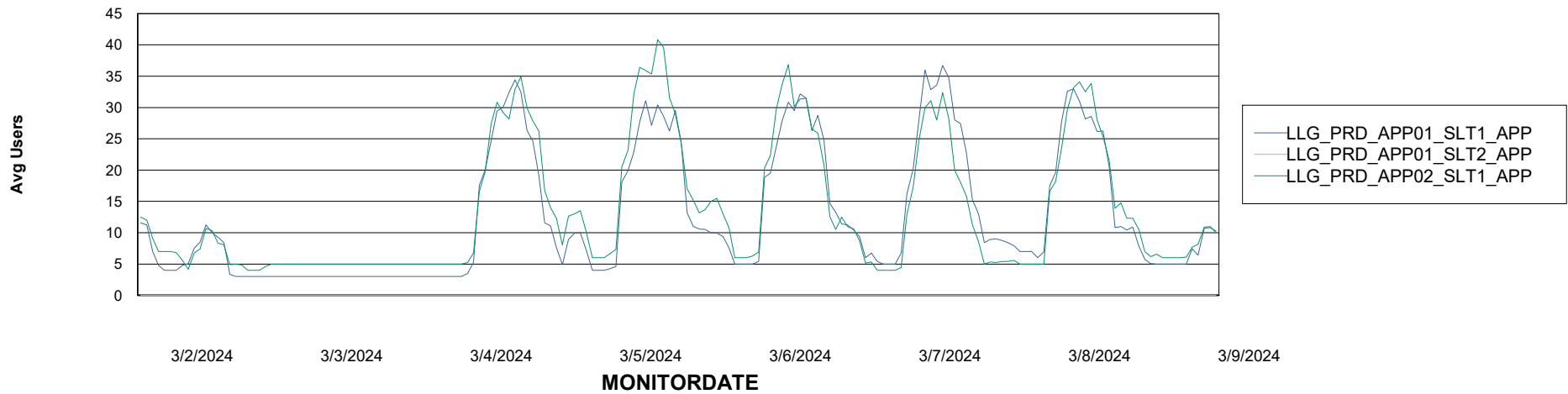


ABSSolute Application Server Services

Avg memory used per ReportServer Service



Avg users per day per ABS server



Weekly SLA Customer Report

Customer LLG_Production
Database ID 53



Disaster per ABS component

