

Weekly SLA Customer Report

Customer SPI_Production
Database ID 49



Harddisk Usage SPI_PRD_SRV2016-SW1

	Free disk space on C: (%)	Total disk space on C: (Gb)	Used disk space on C: (Gb)	Free disk space on D: (%)	Total disk space on D: (Gb)	Used disk space on D: (Gb)
3/2/2024	44	79	44	55	100	45
3/1/2024	44	79	44	55	100	45
2/29/2024	44	79	44	55	100	45
2/28/2024	44	79	44	55	100	45
2/27/2024	44	79	45	55	100	45
2/26/2024	44	79	45	55	100	45
2/25/2024	44	79	45	55	100	45

Harddisk Usage SPI_PRD_SRV2016-SW2

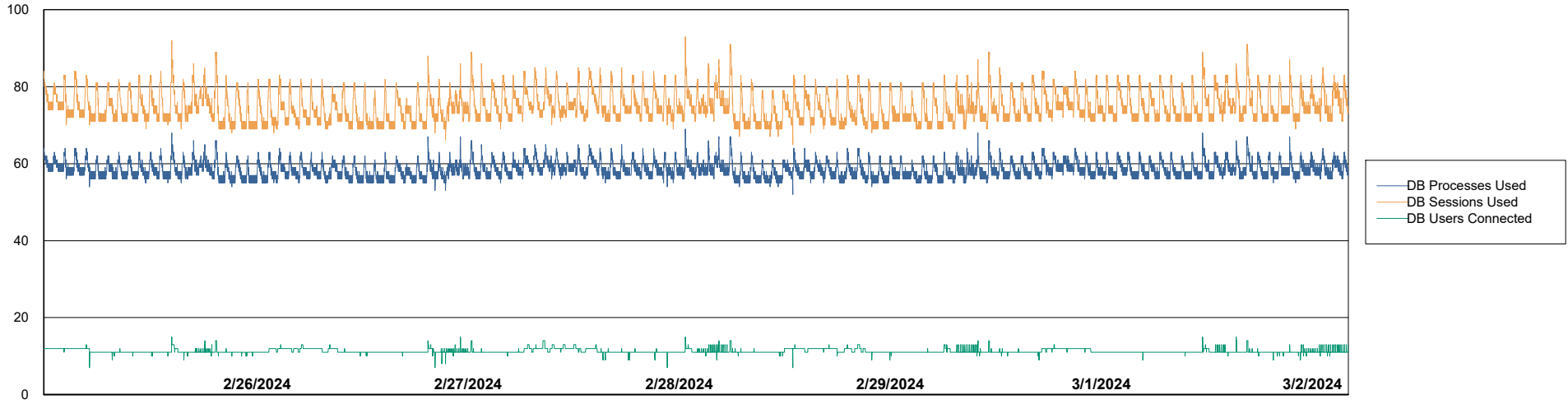
	Free disk space on C: (%)	Total disk space on C: (Gb)	Used disk space on C: (Gb)	Free disk space on D: (%)	Total disk space on D: (Gb)	Used disk space on D: (Gb)
3/2/2024	47	79	42	59	150	62
3/1/2024	47	79	42	59	150	62
2/29/2024	47	79	42	59	150	62
2/28/2024	47	79	42	59	150	62
2/27/2024	47	79	42	59	150	62
2/26/2024	47	79	42	59	150	62
2/25/2024	47	79	42	59	150	62

Weekly SLA Customer Report

Customer SPI_Production
Database ID 49



Database Performance SPI_PRD_SRV2016-SW1_ABS1



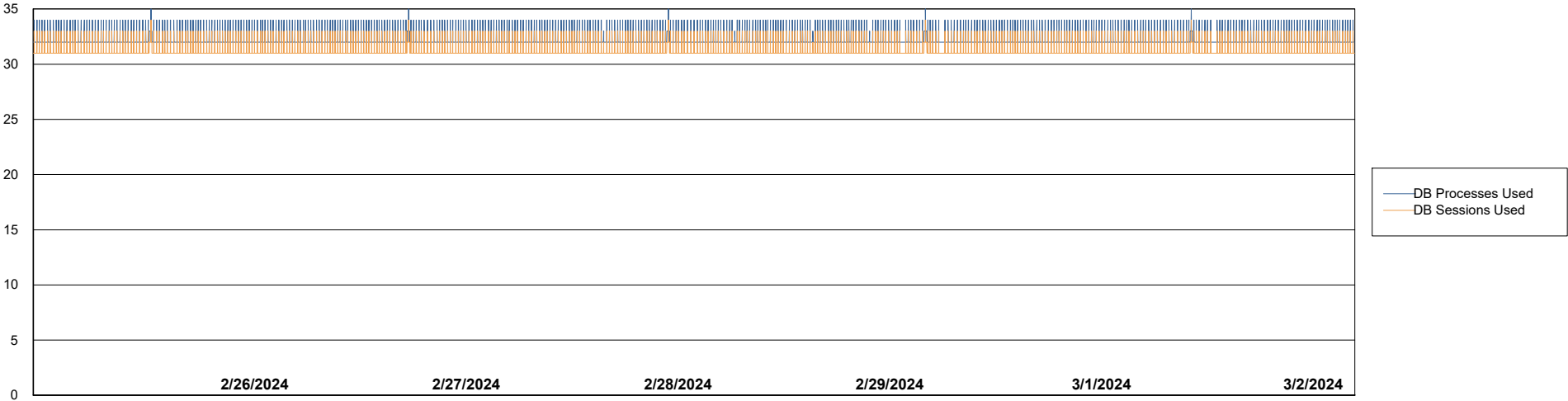
Weekly SLA Customer Report

Customer SPI_Production
Database ID 49



Database Performance SPI_PRD_SRV2016-SW2_HSBABS1

DB Processes Max 500



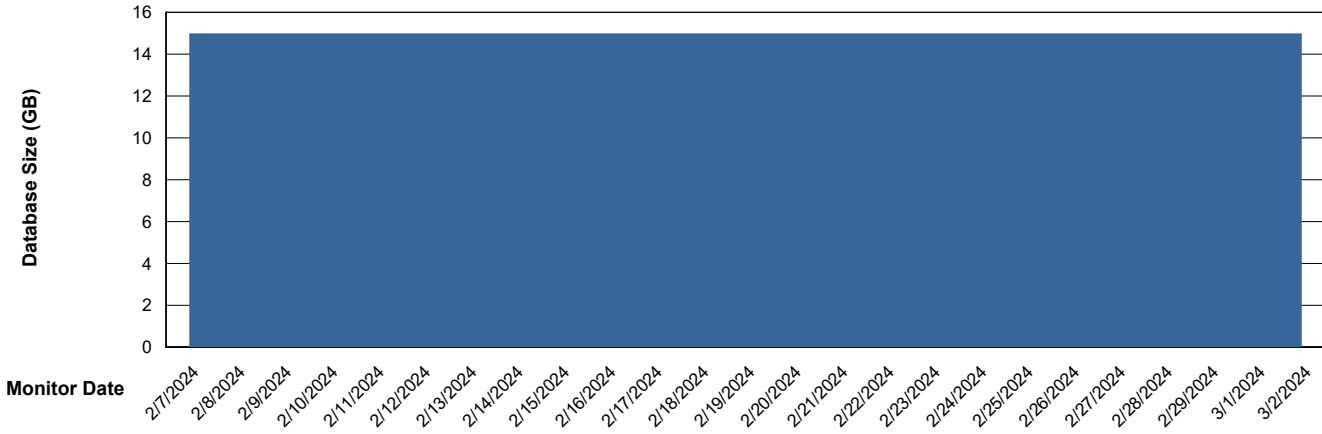
Weekly SLA Customer Report

Customer SPI_Production
 Database ID 49



DATABASE SIZE SPI_PRD_SRV2016-SW1_ABS1

Database growth over last month



Database Tablespace SPI_PRD_SRV2016-SW1_ABS1

Date	Tablespace Name	Filesize (Gb)	Usedsize (Gb)	Percentage free
3/2/2024	ABSDATA	5	3	43
	INDX	8	5	39
3/1/2024	ABSDATA	5	3	43
	INDX	8	5	39
2/29/2024	ABSDATA	5	3	43
	INDX	8	5	39
2/28/2024	ABSDATA	5	3	43
	INDX	8	5	39
2/27/2024	ABSDATA	5	3	43
	INDX	8	5	40
2/26/2024	ABSDATA	5	3	43
	INDX	8	5	40
2/25/2024	ABSDATA	5	3	43
	INDX	8	5	40