

Weekly SLA Customer Report

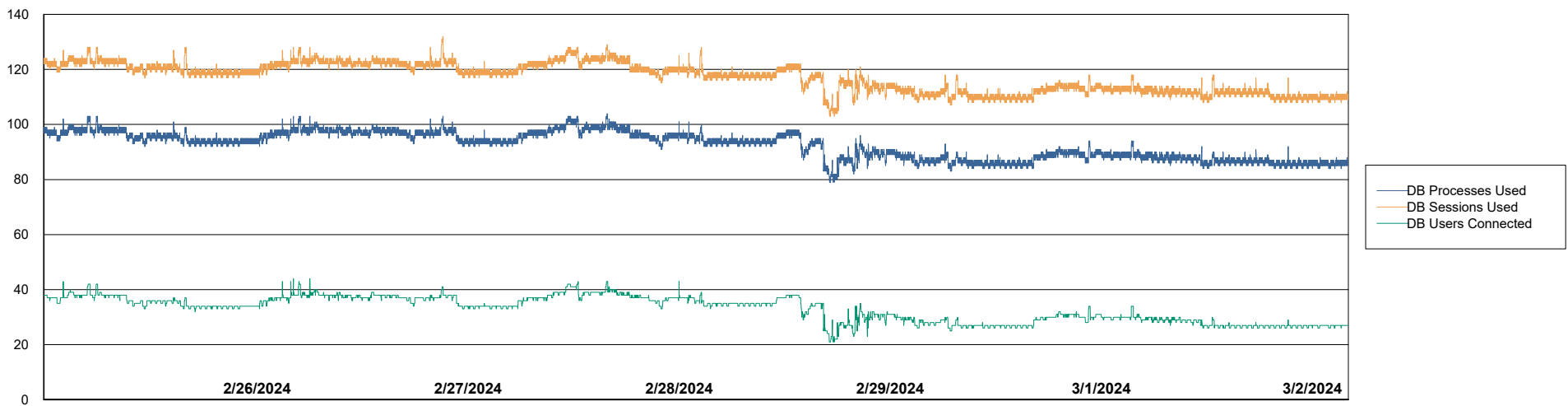
Customer RAS_Production
 Database ID 189



Harddisk Usage RAS_PRD_NEDLIN-ST-APP01

	Free disk space on C: (%)	Total disk space on C: (Gb)	Used disk space on C: (Gb)	Free disk space on D: (%)	Total disk space on D: (Gb)	Used disk space on D: (Gb)	Free disk space on E: (%)	Total disk space on E: (Gb)	Used disk space on E: (Gb)
3/2/2024	47	249	131	16	265	223	16	100	84
3/1/2024	48	249	130	16	265	223	17	100	83
2/29/2024	48	249	131	15	265	226	51	100	49
2/28/2024	48	249	131	16	265	223	75	100	25
2/27/2024	48	249	129	16	265	223	75	100	25
2/26/2024	49	249	128	16	265	223	75	100	25
2/25/2024	48	249	129	16	265	223	75	100	25

Database Performance RAS_PRD_NEDLIN-ST-APP01_ABS1



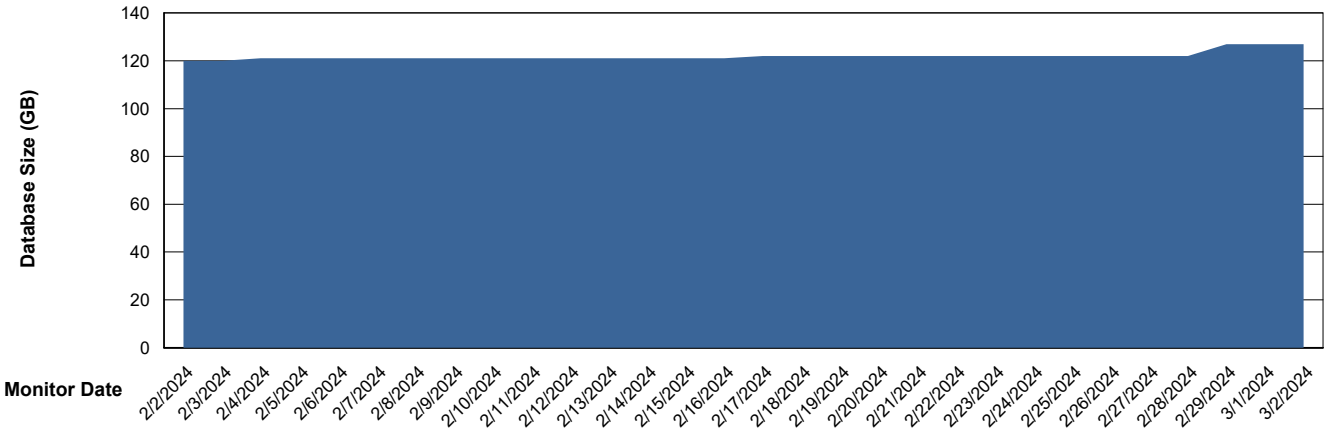
Weekly SLA Customer Report

Customer RAS_Production
 Database ID 189



DATABASE SIZE RAS_PRD_NEDLIN-ST-APP01_ABS1

Database growth over last month



Database Tablespace RAS_PRD_NEDLIN-ST-APP01_ABS1

Date	Tablespace Name	Filesize (Gb)	Usedsize (Gb)	Percentage free
3/2/2024	ABSDATA	60	34	44
	INDX	128	85	33
3/1/2024	ABSDATA	60	34	44
	INDX	128	85	33
2/29/2024	ABSDATA	60	34	44
	INDX	128	85	33
2/28/2024	ABSDATA	60	32	46
	INDX	128	81	36
2/27/2024	ABSDATA	60	32	46
	INDX	128	81	36
2/26/2024	ABSDATA	60	32	46
	INDX	128	81	36
2/25/2024	ABSDATA	60	32	46
	INDX	128	81	36

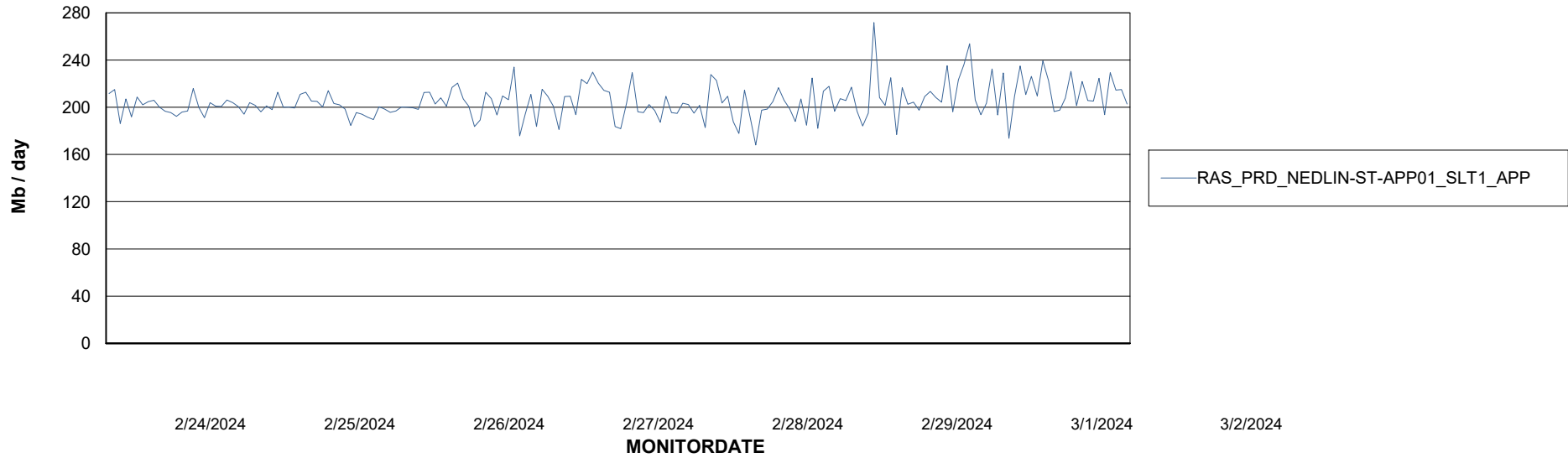
Weekly SLA Customer Report

Customer RAS_Production
Database ID 189

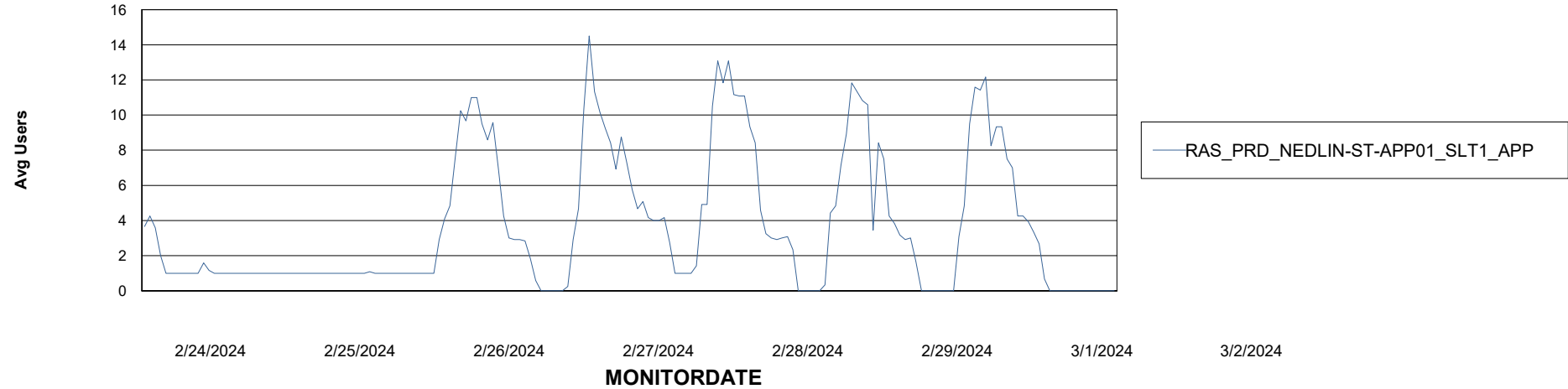


ABSSolute Application Server Services

Avg memory used per ABS Server Service



Avg users per day per ABS server



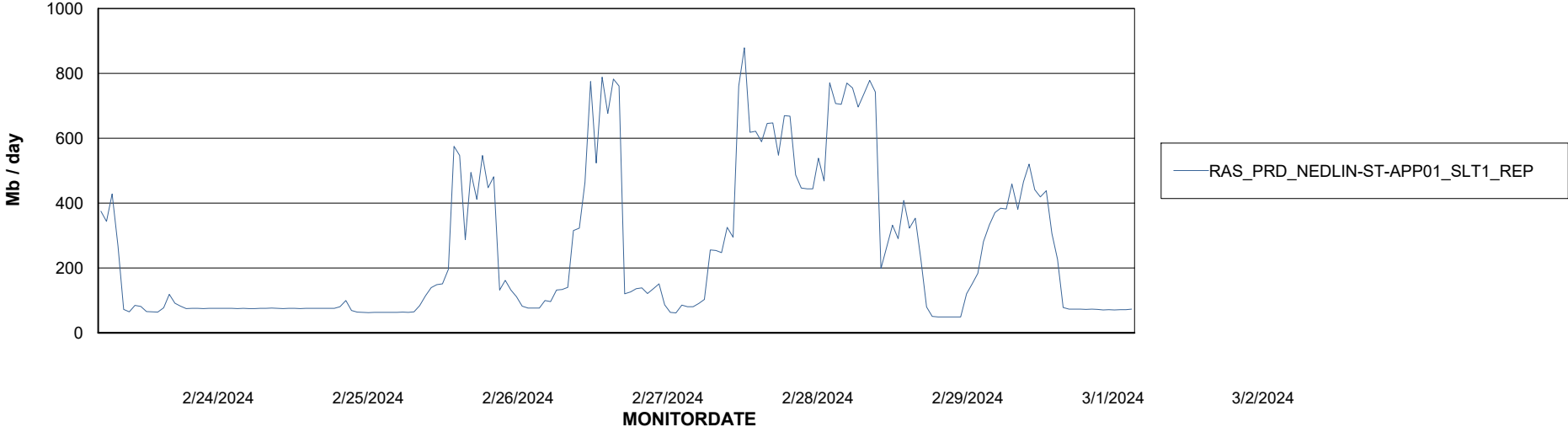
Weekly SLA Customer Report

Customer RAS_Production
Database ID 189



ABSSolute Application ReportServer Services

Avg memory used per ReportServer Service



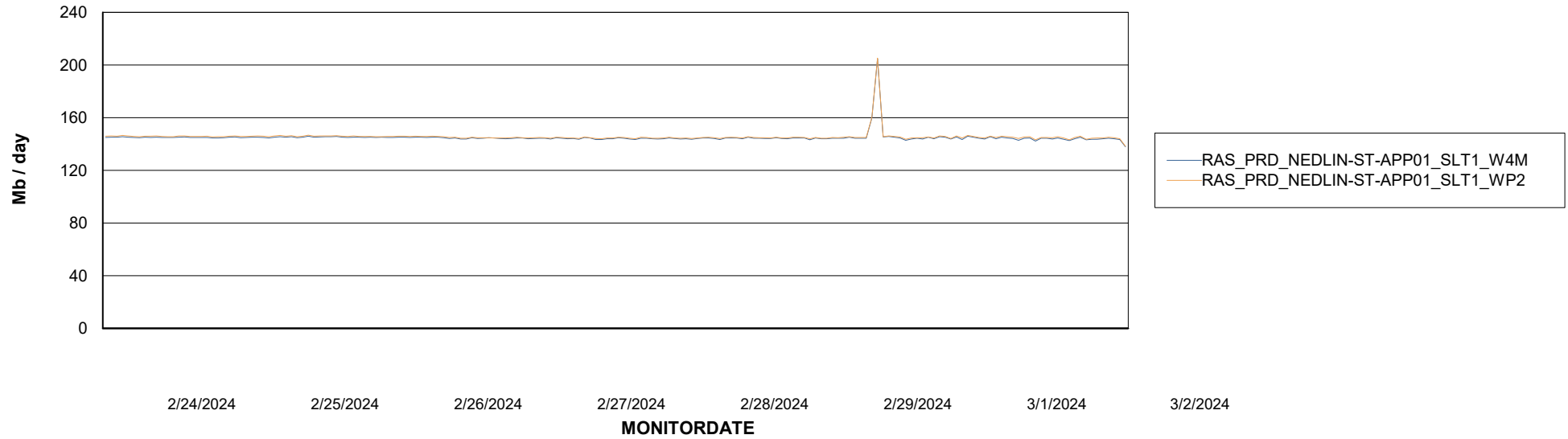
Weekly SLA Customer Report

Customer RAS_Production
Database ID 189



ABSSolute Web Component Services

Avg memory used per ABS Web component



Weekly SLA Customer Report

Customer RAS_Production
Database ID 189



Disaster per ABS component

