

# Weekly SLA Customer Report

Customer NIX\_Production  
 Database ID 51



Harddisk Usage NIX\_PRD\_ABSAPP01

	Free disk space on C: (%)	Total disk space on C: (Gb)	Used disk space on C: (Gb)	Free disk space on E: (%)	Total disk space on E: (Gb)	Used disk space on E: (Gb)
3/2/2024	76	207	50	100	98	0
3/1/2024	76	207	50	100	98	0
2/29/2024	76	207	49	100	98	0
2/28/2024	76	207	49	100	98	0
2/27/2024	76	207	49	100	98	0
2/26/2024	76	207	50	100	98	0
2/25/2024	76	207	50	100	98	0

Harddisk Usage NIX\_PRD\_ABSAPP04

	Free disk space on C: (%)	Total disk space on C: (Gb)	Used disk space on C: (Gb)
3/2/2024	50	127	63
3/1/2024	50	127	63
2/29/2024	51	127	63
2/28/2024	51	127	62
2/27/2024	46	127	68
2/26/2024	45	127	69
2/25/2024	45	127	69

# Weekly SLA Customer Report

Customer NIX\_Production  
 Database ID 51



Harddisk Usage NIX\_PRD\_ABSBI

	Free disk space on C: (%)	Total disk space on C: (Gb)	Used disk space on C: (Gb)	Free disk space on E: (%)	Total disk space on E: (Gb)	Used disk space on E: (Gb)
3/2/2024	64	179	64	54	700	324
3/1/2024	64	179	64	54	700	323
2/29/2024	64	179	64	54	700	323
2/28/2024	64	179	64	54	700	323
2/27/2024	64	179	64	54	700	323
2/26/2024	64	179	64	54	700	323
2/25/2024	64	179	64	54	700	323

Harddisk Usage NIX\_PRD\_ABSDB01

	Free disk space on C: (%)	Total disk space on C: (Gb)	Used disk space on C: (Gb)	Free disk space on D: (%)	Total disk space on D: (Gb)	Used disk space on D: (Gb)	Free disk space on E: (%)	Total disk space on E: (Gb)	Used disk space on E: (Gb)	Free disk space on F: (%)
3/2/2024	48	554	290	45	586	324	47	605	321	38
3/1/2024	54	554	257	45	586	324	47	605	321	38
2/29/2024	67	554	185	45	586	324	47	605	321	38
2/28/2024	67	554	184	45	586	324	47	605	321	38
2/27/2024	67	554	184	45	586	324	47	605	321	38
2/26/2024	67	554	184	45	586	324	47	605	321	39
2/25/2024	67	554	183	45	586	324	47	605	321	39

# Weekly SLA Customer Report

Customer NIX\_Production  
 Database ID 51



Harddisk Usage NIX\_PRD\_ABSDB02

	Free disk space on C: (%)	Total disk space on C: (Gb)	Used disk space on C: (Gb)	Free disk space on D: (%)	Total disk space on D: (Gb)	Used disk space on D: (Gb)	Free disk space on E: (%)	Total disk space on E: (Gb)	Used disk space on E: (Gb)	Free disk space on F: (%)
3/2/2024	88	574	71	40	488	295	53	684	321	86
3/1/2024	88	574	70	40	488	295	53	684	320	87
2/29/2024	88	574	71	40	488	295	53	684	321	87
2/28/2024	88	574	70	40	488	295	53	684	320	87
2/27/2024	88	574	70	40	488	295	53	684	320	87
2/26/2024	88	574	70	40	488	295	53	684	320	88
2/25/2024	88	574	70	40	488	295	53	684	320	87

Harddisk Usage NIX\_PRD\_ABSWEB02

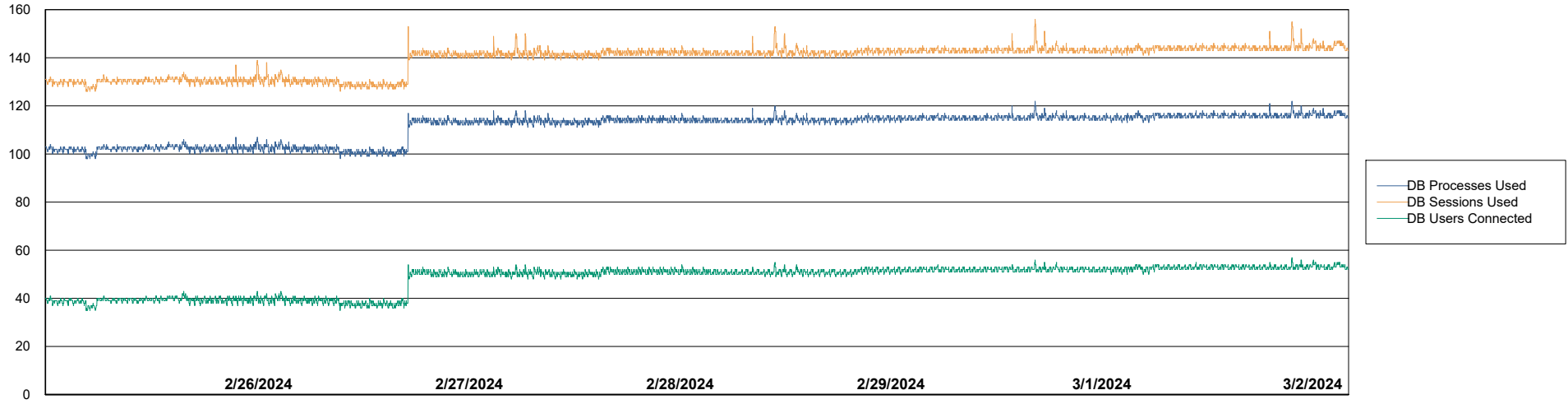
	Free disk space on C: (%)	Total disk space on C: (Gb)	Used disk space on C: (Gb)
3/2/2024	86	300	42
3/1/2024	86	300	42
2/29/2024	86	300	42
2/28/2024	86	300	42
2/27/2024	86	300	42
2/26/2024	86	300	42
2/25/2024	86	300	42

# Weekly SLA Customer Report

Customer NIX\_Production  
Database ID 51



## Database Performance NIX\_PRD\_ABSBI\_ABS1

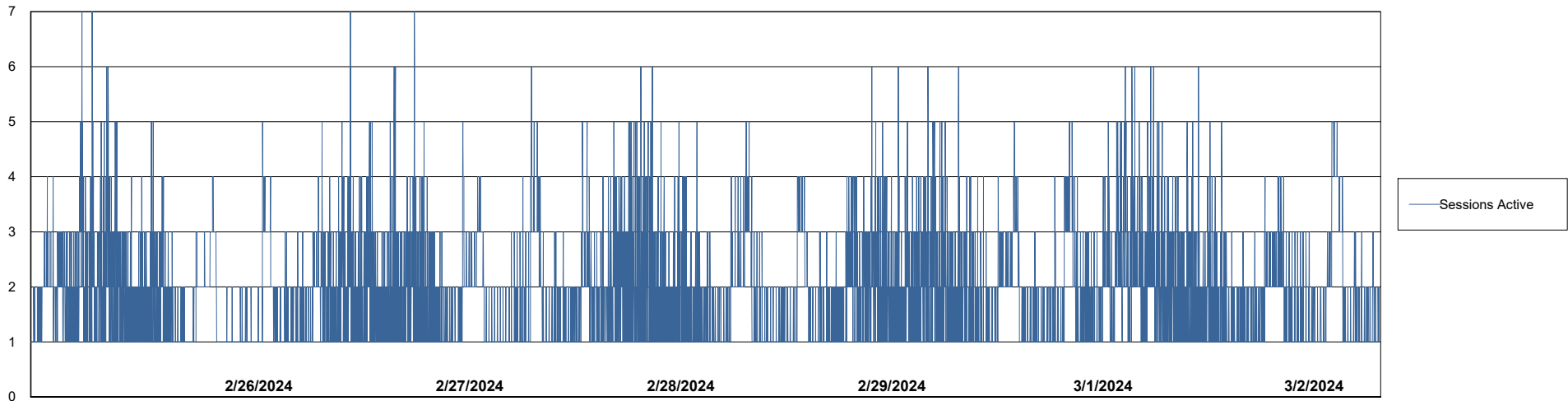
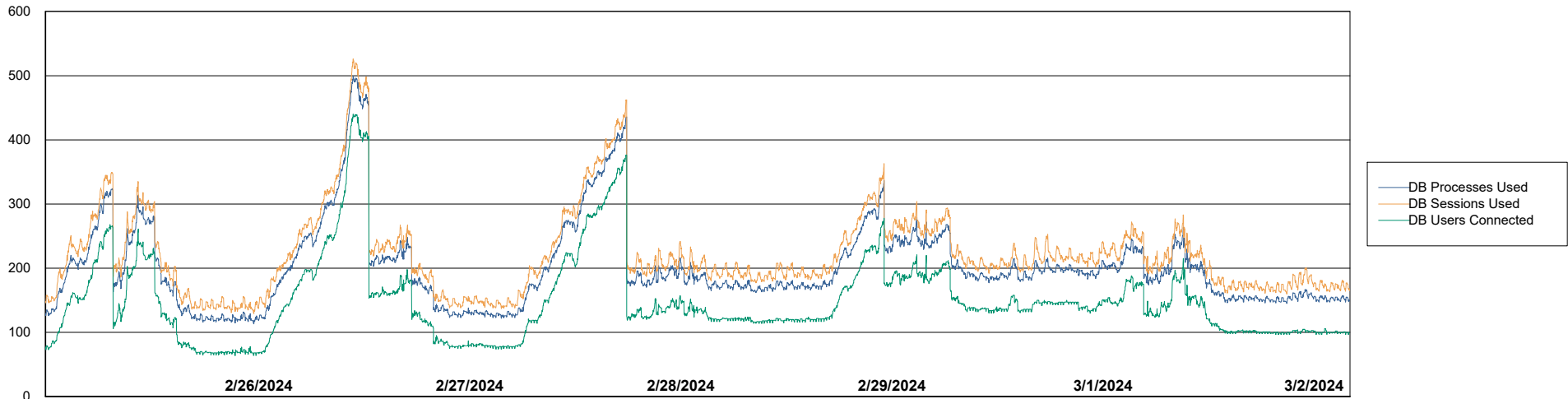


# Weekly SLA Customer Report

Customer NIX\_Production  
Database ID 51



## Database Performance NIX\_PRD\_ABSD01\_ABS1



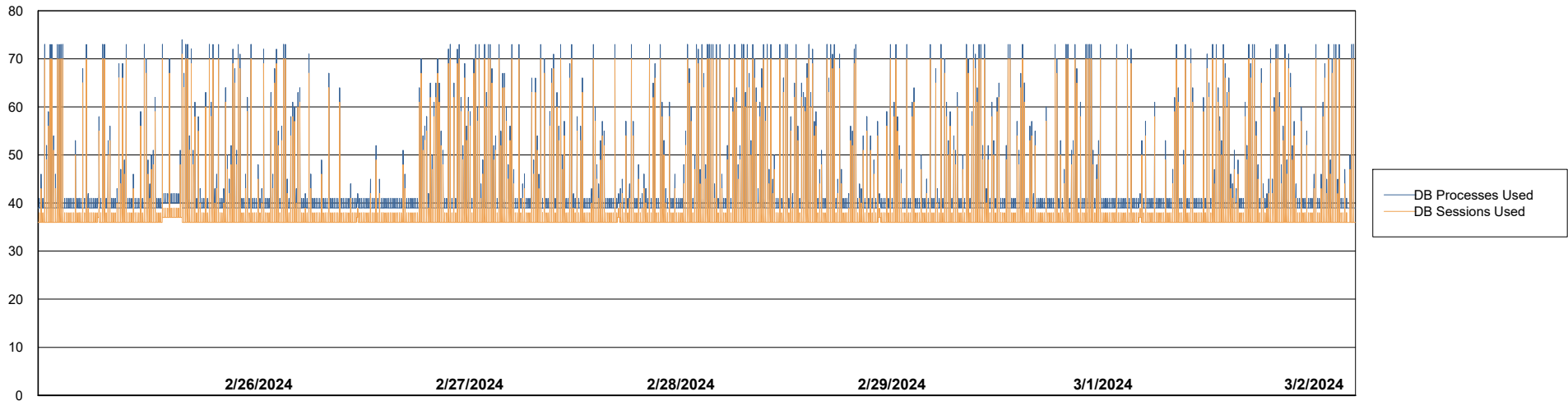
# Weekly SLA Customer Report

Customer NIX\_Production  
Database ID 51



Database Performance NIX\_PRD\_ABSD02\_HSBABS1

DB Processes Max 300



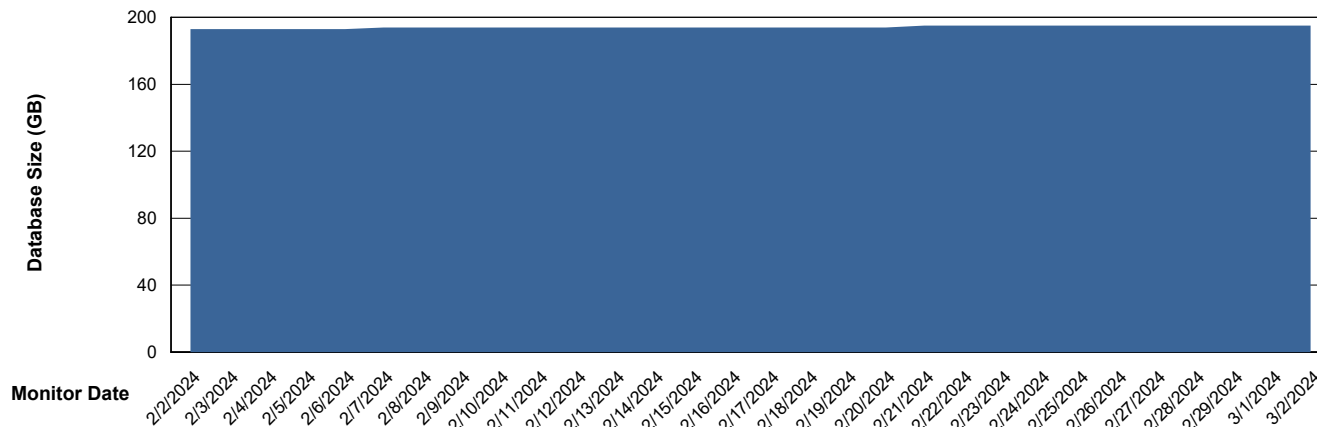
# Weekly SLA Customer Report

Customer NIX\_Production  
Database ID 51



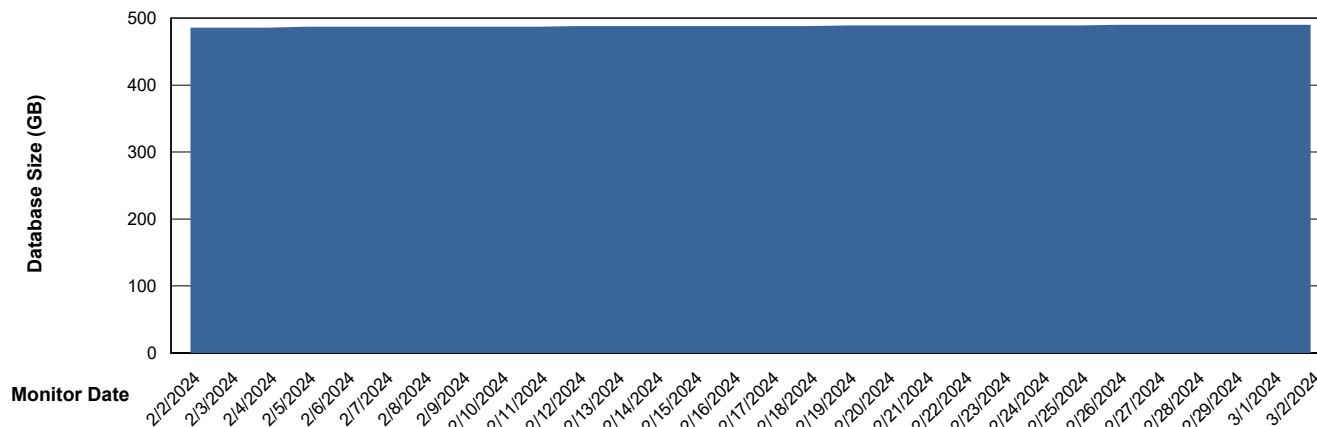
DATABASE SIZE NIX\_PRD\_ABSBI\_ABS1

### Database growth over last month



DATABASE SIZE NIX\_PRD\_ABSDB01\_ABS1

### Database growth over last month



# Weekly SLA Customer Report

Customer NIX\_Production  
Database ID 51



## Database Tablespace NIX\_PRD\_ABSBI\_ABS1

Date	Tablespace Name	Filesize (Gb)	Usedsize (Gb)	Percentage free
3/2/2024	ABSDATA	106	87	18
	INDX	128	107	17
3/1/2024	ABSDATA	106	87	18
	INDX	128	107	17
2/29/2024	ABSDATA	106	87	18
	INDX	128	107	17
2/28/2024	ABSDATA	106	87	18
	INDX	128	107	17
2/27/2024	ABSDATA	106	87	18
	INDX	128	106	17
2/26/2024	ABSDATA	106	87	18
	INDX	128	106	17
2/25/2024	ABSDATA	106	87	18
	INDX	128	106	17

# Weekly SLA Customer Report

Customer NIX\_Production  
 Database ID 51



Database Tablespace NIX\_PRD\_ABSD01\_ABS1

Date	Tablespace Name	Filesize (Gb)	Usedsize (Gb)	Percentage free
3/2/2024	ABSDATA	236	195	17
	INDX	320	270	16
3/1/2024	ABSDATA	236	195	17
	INDX	320	270	16
2/29/2024	ABSDATA	236	195	17
	INDX	320	270	16
2/28/2024	ABSDATA	236	195	17
	INDX	320	269	16
2/27/2024	ABSDATA	236	195	17
	INDX	320	269	16
2/26/2024	ABSDATA	236	195	17
	INDX	320	269	16
2/25/2024	ABSDATA	236	195	17
	INDX	320	269	16

BI Status and last ETL error for NIX\_PRD\_ABSBI\_ABS1

	Mon 26/2/2024	Tue 27/2/2024	Wed 28/2/2024	Thu 29/2/2024	Fri 1/3/2024	Sat 2/3/2024
<b>ABS DataWarehouse ETL Health</b>	OK	OK	OK	OK	OK	OK
<b>ABS DWHStaging ETL Health</b>	OK	OK	OK	OK	OK	OK

## Weekly SLA Customer Report

Customer NIX\_Production  
Database ID 51



BI last ETL error for	NIX_PRD_ABSBI_ABS1
-----------------------	--------------------

Sun, 25-02-2024	None
Wed, 28-02-2024	None
Fri, 1-03-2024	None
Sat, 2-03-2024	None
Sun, 25-02-2024	None
Sat, 2-03-2024	None
Tue, 27-02-2024	None
Thu, 29-02-2024	None
Mon, 26-02-2024	None
Tue, 27-02-2024	None
Wed, 28-02-2024	None
Mon, 26-02-2024	None
Thu, 29-02-2024	None
Fri, 1-03-2024	None

# Weekly SLA Customer Report

Customer NIX\_Production  
Database ID 51



Standby Database Health NIX\_Production

## Recovery lag for last 7 days



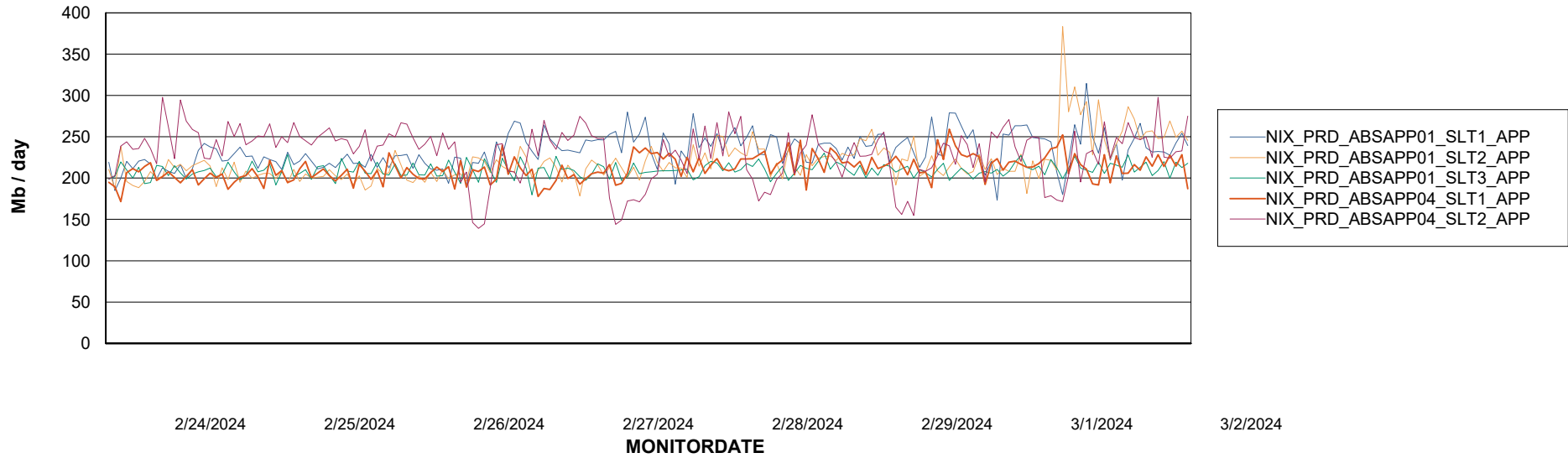
# Weekly SLA Customer Report

Customer NIX\_Production  
Database ID 51

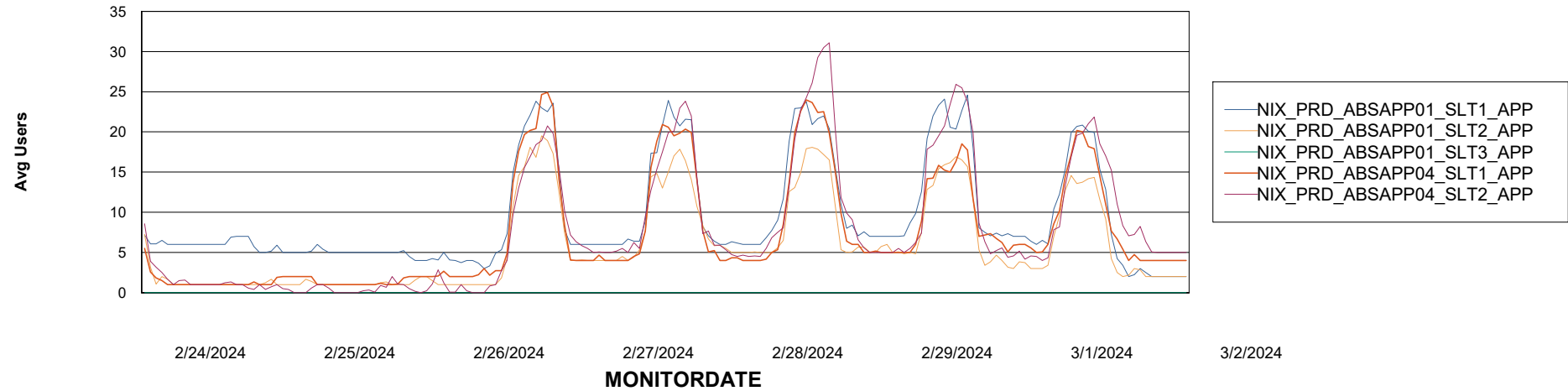


## ABSSolute Application Server Services

### Avg memory used per ABS Server Service



### Avg users per day per ABS server



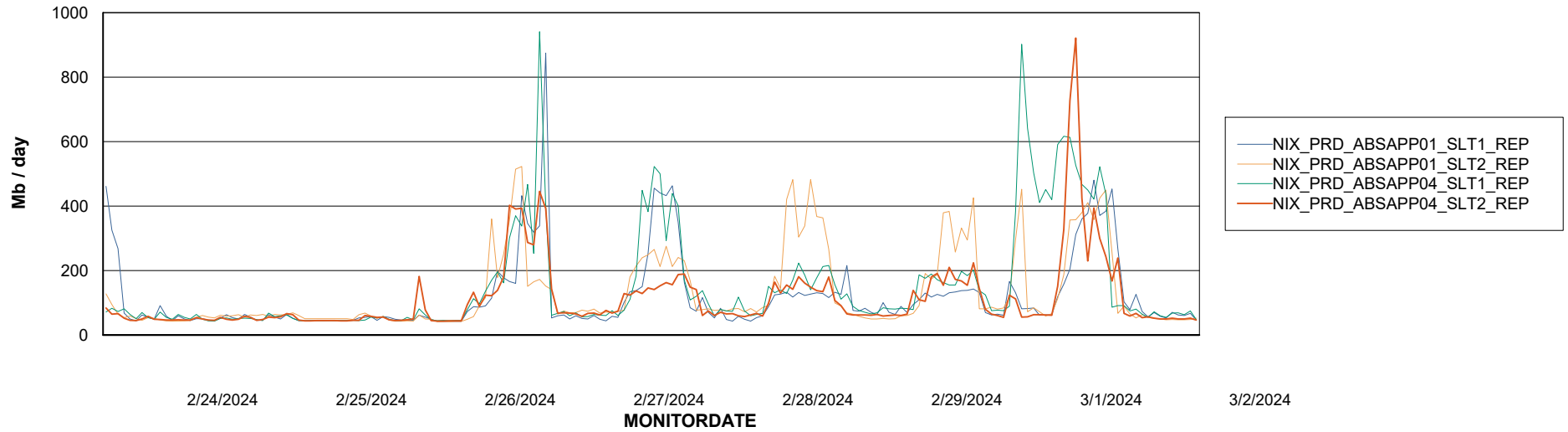
# Weekly SLA Customer Report

Customer NIX\_Production  
Database ID 51



## ABSSolute Application ReportServer Services

### Avg memory used per ReportServer Service



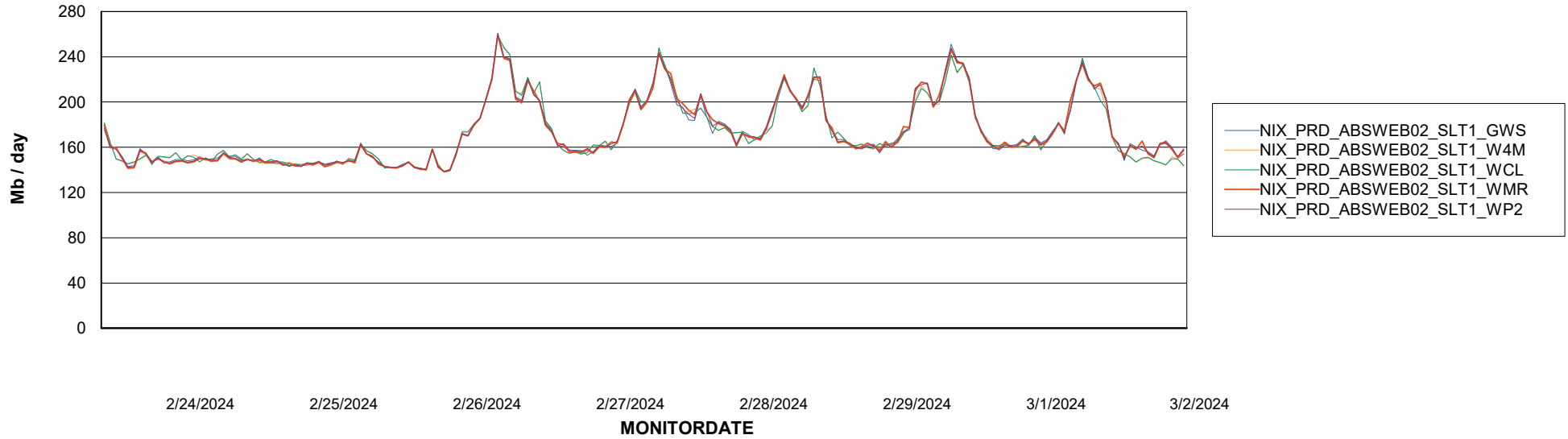
# Weekly SLA Customer Report

Customer NIX\_Production  
Database ID 51



## ABSSolute Web Component Services

### Avg memory used per ABS Web component



# Weekly SLA Customer Report

Customer NIX\_Production  
Database ID 51



### Disaster per ABS component

