

Weekly SLA Customer Report

Customer LLG_Production
 Database ID 53



Harddisk Usage LLG_PRD_APP01

	Free disk space on C: (%)	Total disk space on C: (Gb)	Used disk space on C: (Gb)	Free disk space on D: (%)	Total disk space on D: (Gb)	Used disk space on D: (Gb)
3/2/2024	31	200	139	95	200	10
3/1/2024	31	200	139	95	200	10
2/29/2024	31	200	139	95	200	10
2/28/2024	31	200	139	95	200	10
2/27/2024	31	200	139	95	200	10
2/26/2024	31	200	139	95	200	10
2/25/2024	31	200	139	95	200	10

Harddisk Usage LLG_PRD_APP02

	Free disk space on C: (%)	Total disk space on C: (Gb)	Used disk space on C: (Gb)	Free disk space on D: (%)	Total disk space on D: (Gb)	Used disk space on D: (Gb)
3/2/2024	61	200	77	93	200	14
3/1/2024	61	200	77	93	200	14
2/29/2024	62	200	77	93	200	14
2/28/2024	62	200	77	93	200	14
2/27/2024	62	200	77	93	200	14
2/26/2024	62	200	77	93	200	14
2/25/2024	62	200	77	93	200	14

Weekly SLA Customer Report

Customer LLG_Production
 Database ID 53



Harddisk Usage LLG_PRD_BI02

	Free disk space on C: (%)	Total disk space on C: (Gb)	Used disk space on C: (Gb)	Free disk space on D: (%)	Total disk space on D: (Gb)	Used disk space on D: (Gb)
3/2/2024	51	150	74	33	685	462
3/1/2024	51	150	74	33	685	460
2/29/2024	51	150	74	33	685	459
2/28/2024	51	150	74	33	685	459
2/27/2024	50	150	74	33	685	459
2/26/2024	50	150	76	33	685	459
2/25/2024	49	150	76	33	685	461

Harddisk Usage LLG_PRD_OR01

	Free disk space on C: (%)	Total disk space on C: (Gb)	Used disk space on C: (Gb)	Free disk space on D: (%)	Total disk space on D: (Gb)	Used disk space on D: (Gb)	Free disk space on E: (%)	Total disk space on E: (Gb)	Used disk space on E: (Gb)
3/2/2024	80	279	57	42	928	539	53	749	349
3/1/2024	80	279	57	42	928	539	53	749	354
2/29/2024	80	279	57	42	928	539	53	749	351
2/28/2024	80	279	57	42	928	539	53	749	349
2/27/2024	80	279	57	42	928	539	53	749	355
2/26/2024	80	279	57	42	928	539	46	749	405
2/25/2024	80	279	57	42	928	539	54	749	342

Weekly SLA Customer Report

Customer LLG_Production
 Database ID 53



Harddisk Usage LLG_PRD_OR02

	Free disk space on C: (%)	Total disk space on C: (Gb)	Used disk space on C: (Gb)	Free disk space on D: (%)	Total disk space on D: (Gb)	Used disk space on D: (Gb)	Free disk space on E: (%)	Total disk space on E: (Gb)	Used disk space on E: (Gb)
3/2/2024	82	279	50	88	1,117	131	93	559	38
3/1/2024	82	279	50	88	1,117	131	93	559	38
2/29/2024	82	279	50	88	1,117	131	93	559	38
2/28/2024	82	279	50	88	1,117	131	93	559	38
2/27/2024	82	279	50	88	1,117	131	93	559	38
2/26/2024	82	279	50	88	1,117	131	93	559	38
2/25/2024	82	279	51	88	1,117	131	93	559	38

Harddisk Usage LLG_PRD_TS2

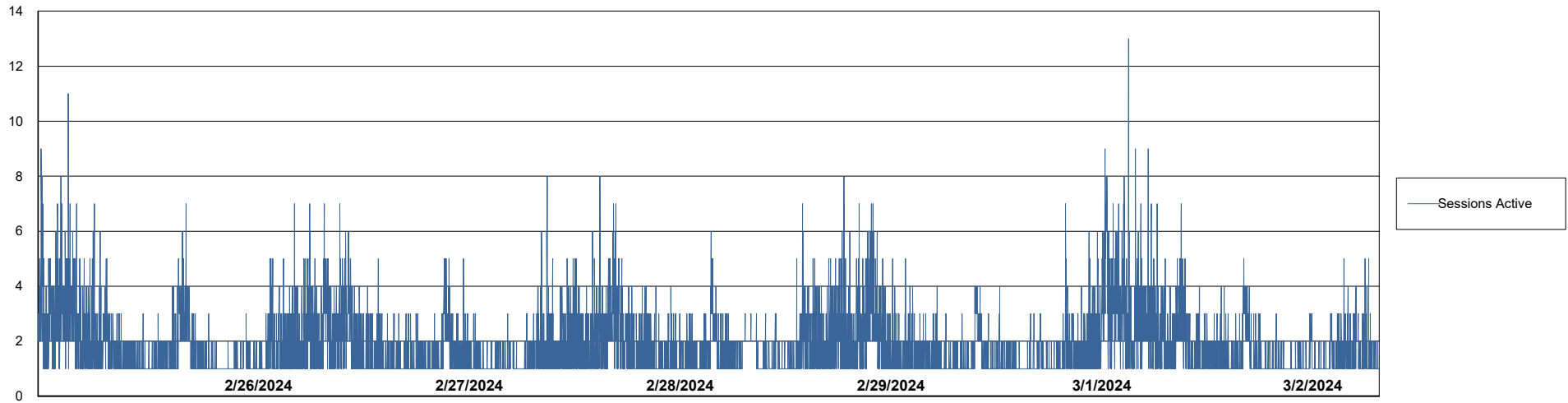
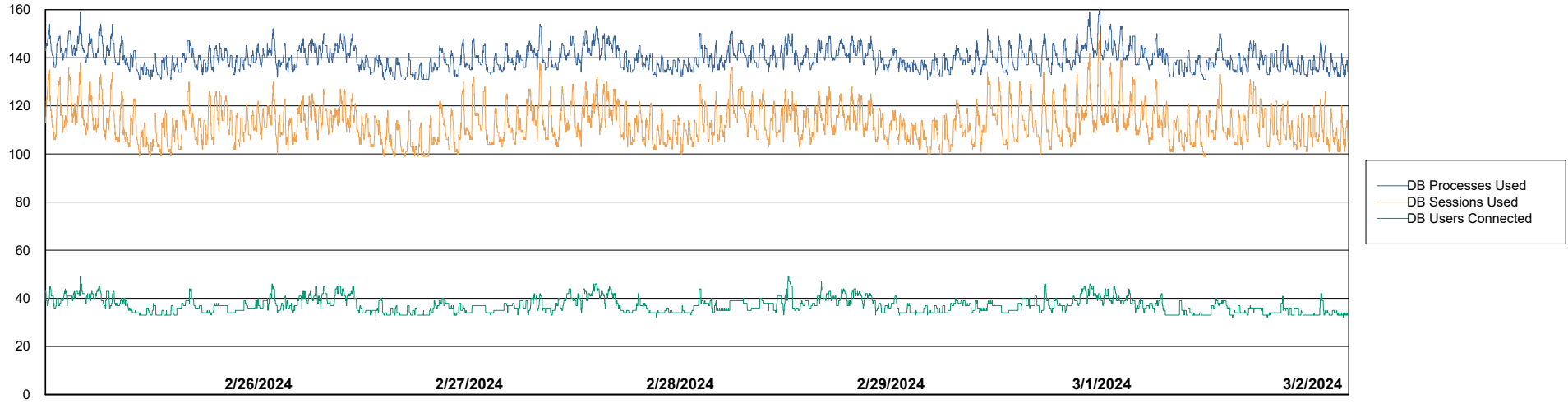
	Free disk space on C: (%)	Total disk space on C: (Gb)	Used disk space on C: (Gb)	Free disk space on D: (%)	Total disk space on D: (Gb)	Used disk space on D: (Gb)	Free disk space on E: (%)	Total disk space on E: (Gb)	Used disk space on E: (Gb)
3/2/2024	73	279	75	52	993	480	84	684	112
3/1/2024	73	279	75	52	993	480	75	684	170
2/29/2024	73	279	75	52	993	480	75	684	168
2/28/2024	73	279	75	52	993	480	76	684	166
2/27/2024	73	279	75	52	993	480	76	684	165
2/26/2024	73	279	75	52	993	480	78	684	148
2/25/2024	73	279	74	52	993	480	97	684	19

Weekly SLA Customer Report

Customer LLG_Production
Database ID 53



Database Performance LLGDB_Production



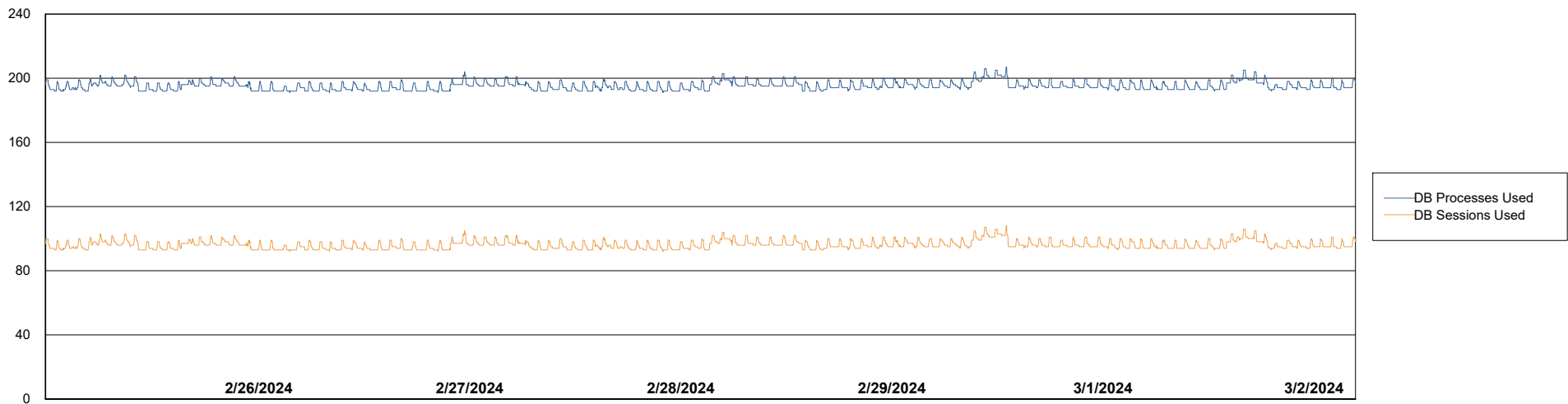
Weekly SLA Customer Report

Customer LLG_Production
Database ID 53



Database Performance LLGDB_Standby_TS2

DB Processes Max 0
DB Processes Max 300
DB Processes Max 4



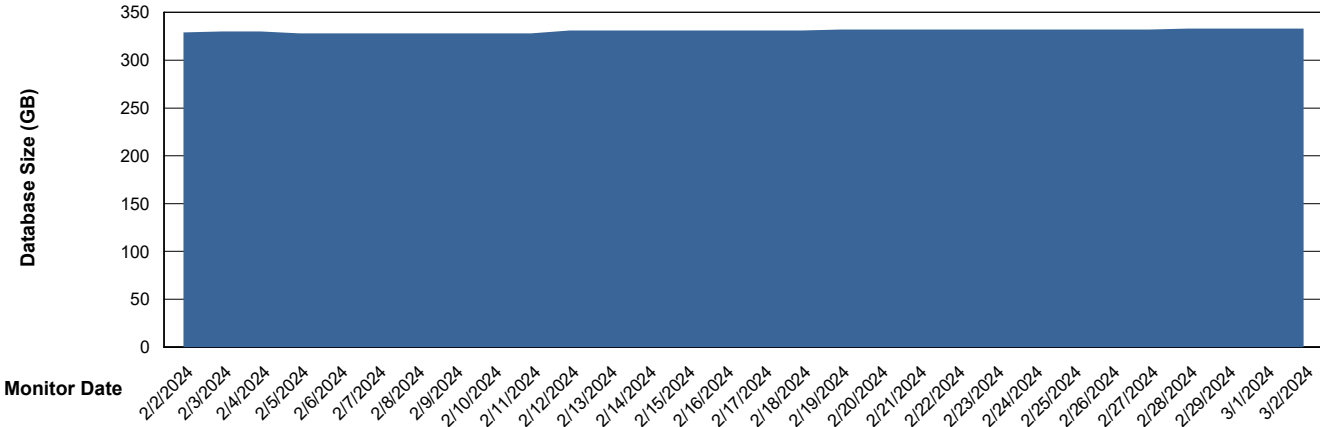
Weekly SLA Customer Report

Customer LLG_Production
 Database ID 53



DATABASE SIZE LLGDB_Production

Database growth over last month



Database Tablespace LLGDB_Production

Date	Tablespace Name	Filesize (Gb)	Usedsize (Gb)	Percentage free
3/2/2024	ABSDATA	178	132	26
	INDX	230	191	17
3/1/2024	ABSDATA	178	132	26
	INDX	230	191	17
2/29/2024	ABSDATA	178	132	26
	INDX	230	191	17
2/28/2024	ABSDATA	178	132	26
	INDX	230	191	17
2/27/2024	ABSDATA	178	131	26
	INDX	230	191	17
2/26/2024	ABSDATA	178	131	26
	INDX	230	190	17
2/25/2024	ABSDATA	178	131	26
	INDX	230	190	17

Weekly SLA Customer Report

Customer LLG_Production
Database ID 53



Standby Database Health LLG_Production

Recovery lag for last 7 days



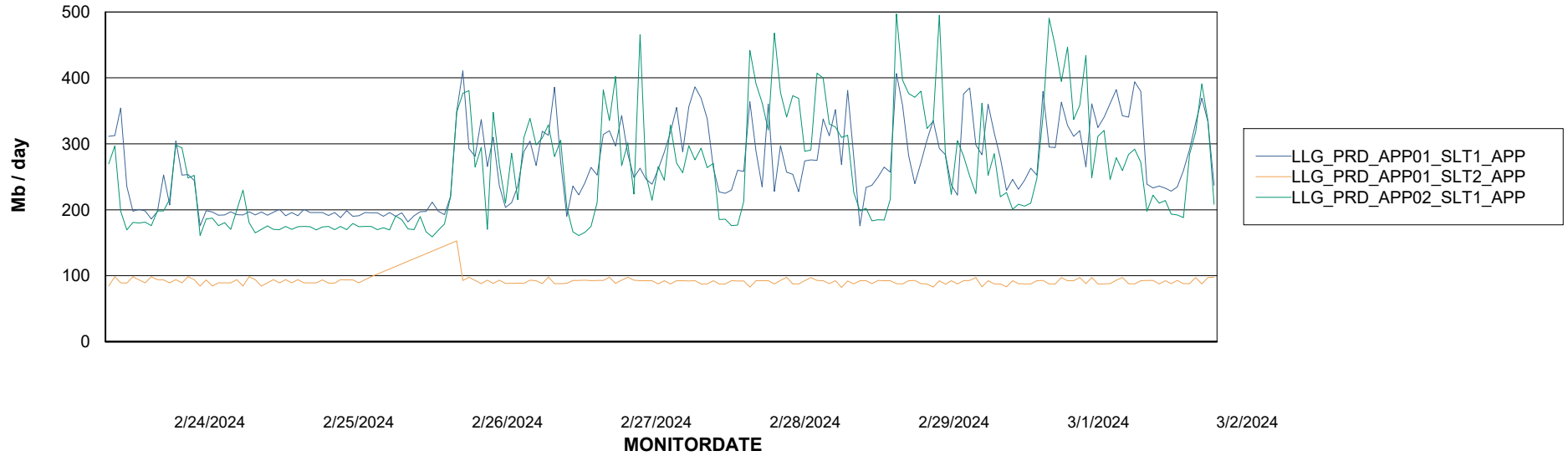
Weekly SLA Customer Report

Customer LLG_Production
Database ID 53



ABSSolute Application Server Services

Avg memory used per ABS Server Service



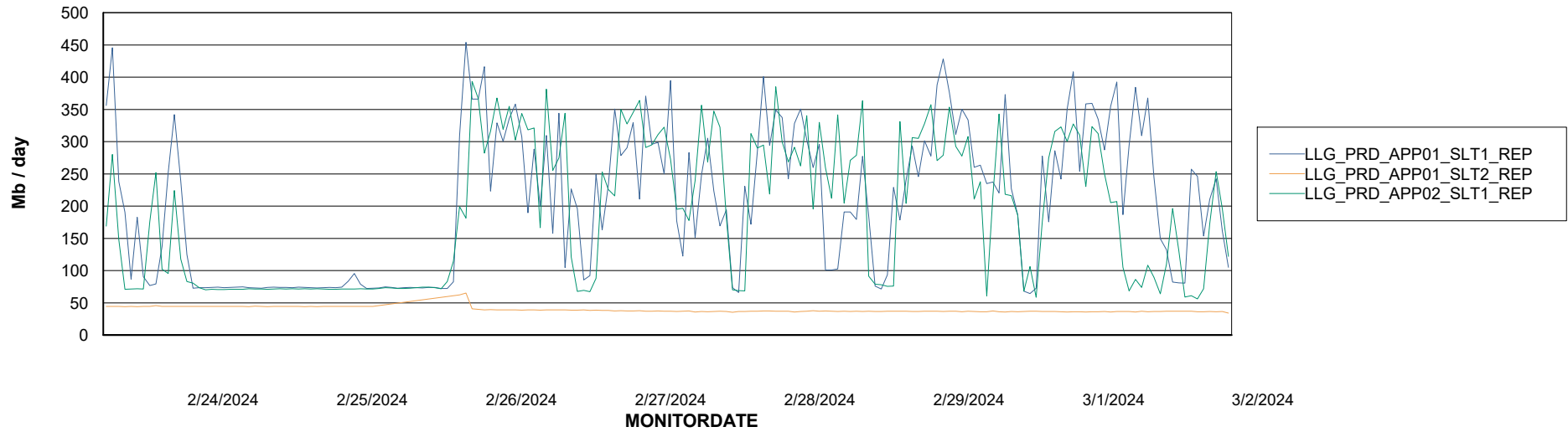
Weekly SLA Customer Report

Customer LLG_Production
Database ID 53

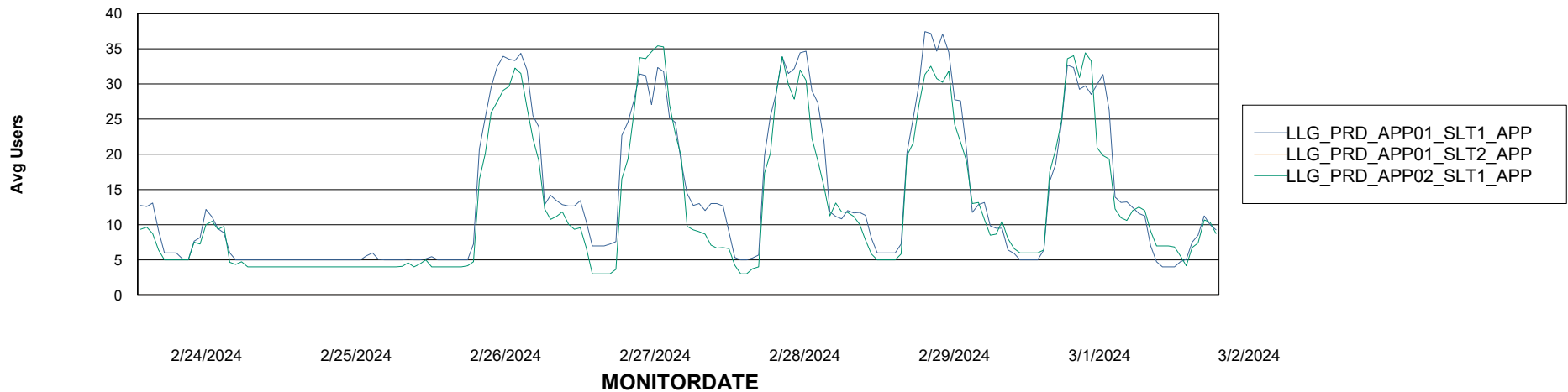


ABSSolute Application Server Services

Avg memory used per ReportServer Service



Avg users per day per ABS server



Weekly SLA Customer Report

Customer LLG_Production
Database ID 53



Disaster per ABS component

