

# Weekly SLA Customer Report

Customer ELI\_Production  
 Database ID 62



Harddisk Usage ELI\_PRD\_FRASEQXPRDDB04

	Free disk space on / (%)	Total disk space on / (Gb)	Used disk space on / (Gb)	Free disk space on /backup	Total disk space on /backup	Used disk space on /backup	Free disk space on /boot (%)	Total disk space on /boot (Gb)	Used disk space on /boot (Gb)	Free disk space on /u01 (%)
3/2/2024	29	34	25	44	299	167	74	1	0	44
3/1/2024	29	34	24	25	299	225	74	1	0	39
2/29/2024	29	34	24	35	299	195	74	1	0	39
2/28/2024	29	34	24	45	299	165	74	1	0	39
2/27/2024	29	34	24	55	299	135	74	1	0	39
2/26/2024	29	34	24	64	299	108	74	1	0	40
2/25/2024	29	34	24	69	299	91	74	1	0	46

Harddisk Usage ELI\_PRD\_FRASINTPRDDB01

	Free disk space on / (%)	Total disk space on / (Gb)	Used disk space on / (Gb)	Free disk space on /abs (%)	Total disk space on /abs (Gb)	Used disk space on /abs (Gb)	Free disk space on /abs/dumpf	Total disk space on /abs/dumpf	Used disk space on /abs/dumpf	Free disk space on /backup
3/2/2024	46	26	14	81	100	19	90	150	16	90
3/1/2024	46	26	14	81	100	19	90	150	15	90
2/29/2024	46	26	14	82	100	18	90	150	15	90
2/28/2024	46	26	14	82	100	18	90	150	15	90
2/27/2024	46	26	14	82	100	18	90	150	15	90
2/26/2024	46	26	14	82	100	18	90	150	15	90
2/25/2024	46	26	14	82	100	18	90	150	15	90

# Weekly SLA Customer Report

Customer ELI\_Production  
 Database ID 62



Harddisk Usage ELI\_PRD\_FRASINTQUADB01

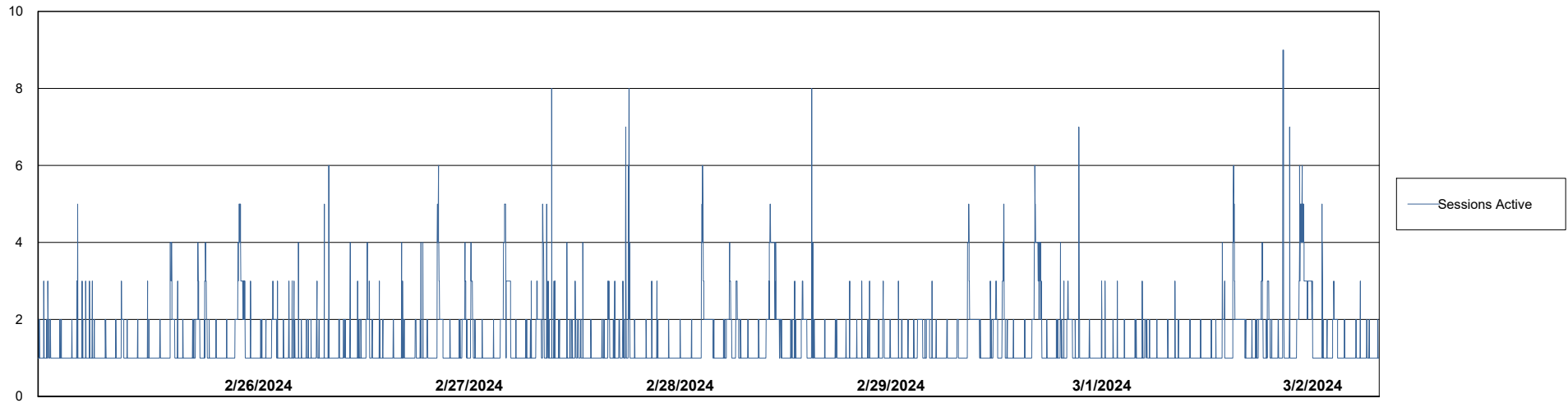
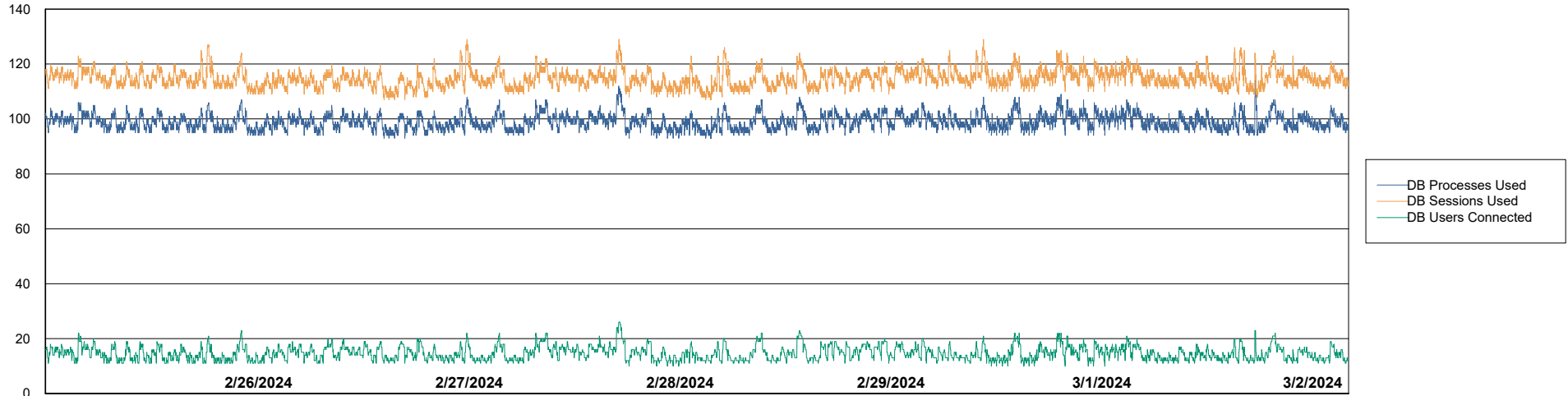
	Free disk space on / (%)	Total disk space on / (Gb)	Used disk space on / (Gb)	Free disk space on /abs (%)	Total disk space on /abs (Gb)	Used disk space on /abs (Gb)	Free disk space on /boot (%)	Total disk space on /boot (Gb)	Used disk space on /boot (Gb)	Free disk space on /u01 (%)
3/2/2024	47	26	14	72	100	28	23	0	0	17
3/1/2024	47	26	14	72	100	28	23	0	0	17
2/29/2024	47	26	14	72	100	28	23	0	0	18
2/28/2024	47	26	14	72	100	28	23	0	0	18
2/27/2024	47	26	14	72	100	28	23	0	0	18
2/26/2024	47	26	14	72	100	28	23	0	0	18
2/25/2024	47	26	14	72	100	28	23	0	0	18

# Weekly SLA Customer Report

Customer ELI\_Production  
Database ID 62



## Database Performance ELI\_PRD\_FRASEQXPRDDB04\_ABS1

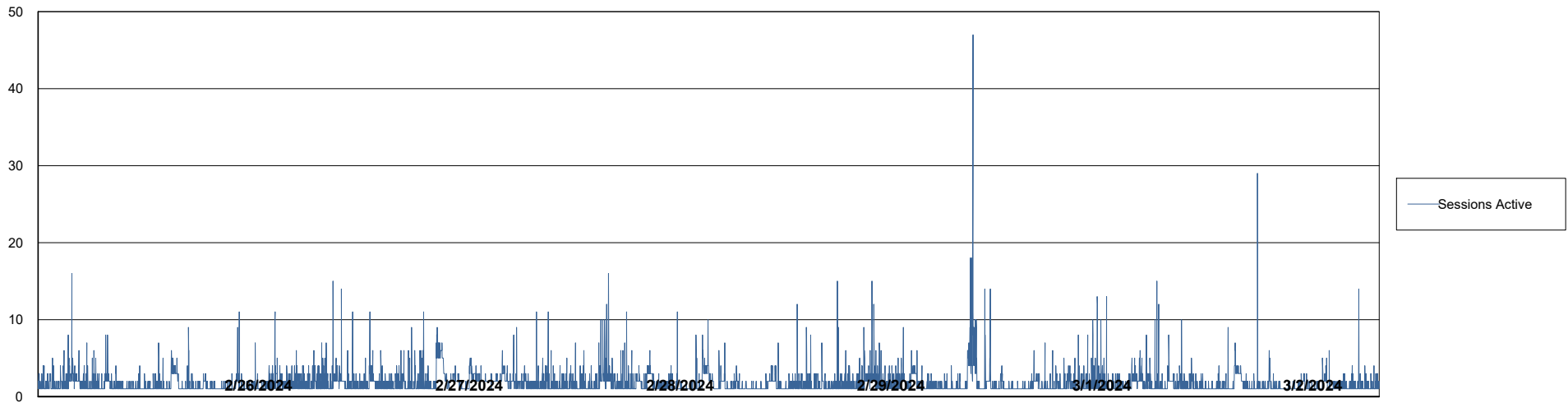
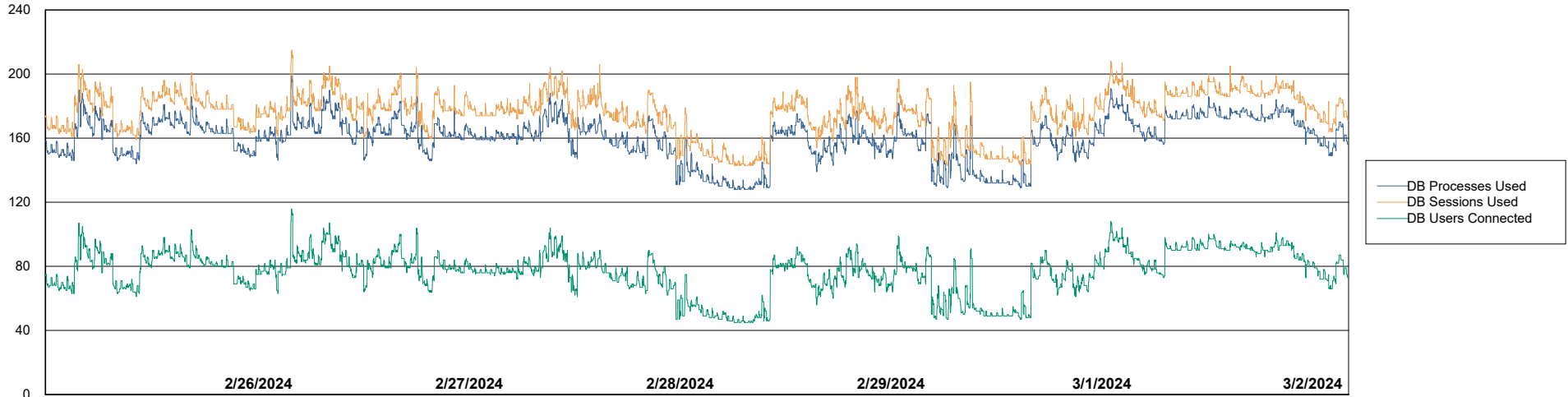


# Weekly SLA Customer Report

Customer ELI\_Production  
Database ID 62



## Database Performance ELI\_PRD\_FRASINTPRDDB01\_ABS1



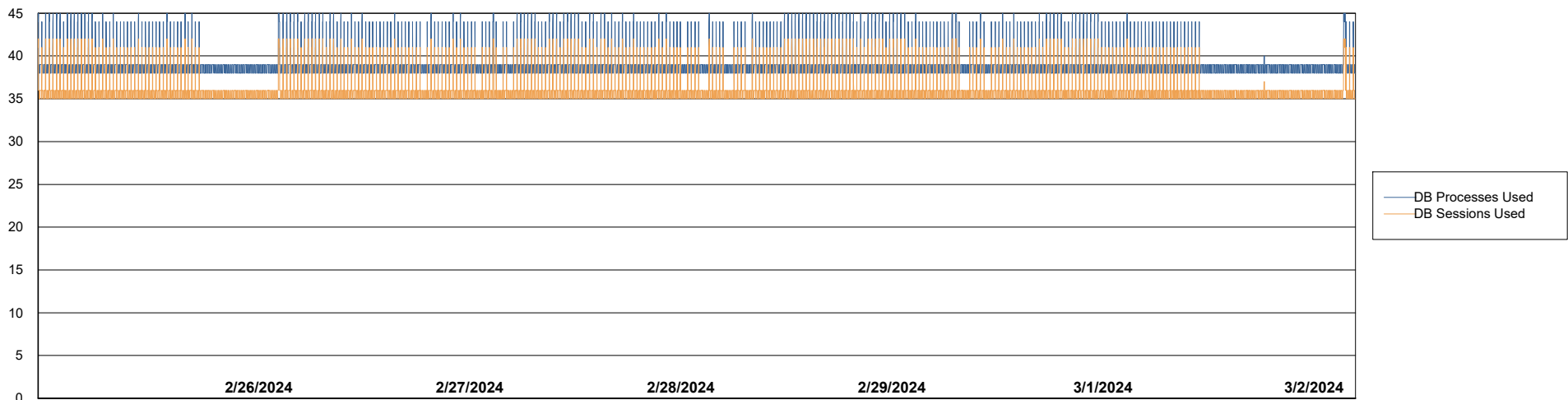
# Weekly SLA Customer Report

Customer ELI\_Production  
Database ID 62



Database Performance ELI\_PRD\_FRASINTQUADB01\_HSBABS1

DB Processes Max 1,000



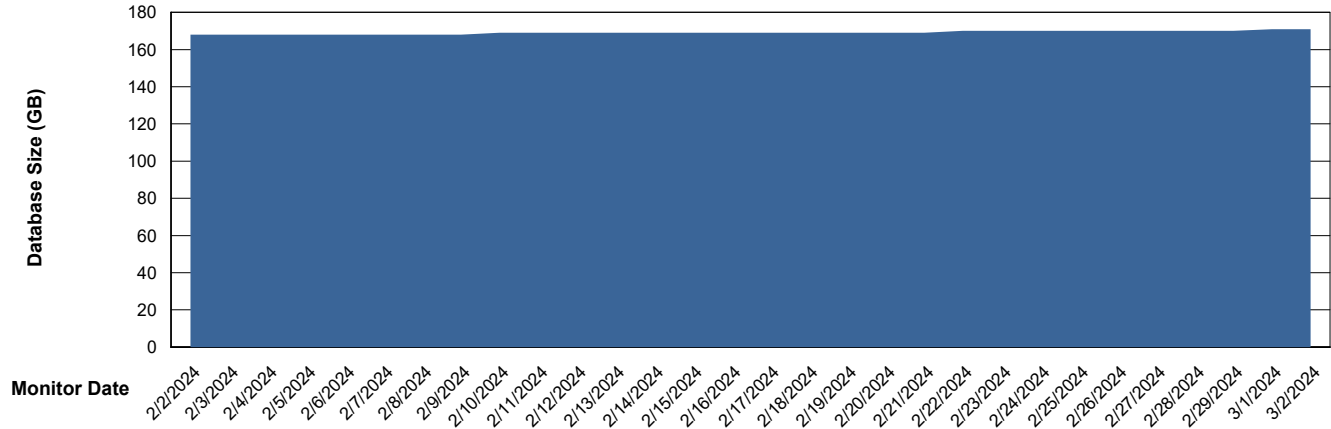
# Weekly SLA Customer Report

Customer ELI\_Production  
Database ID 62



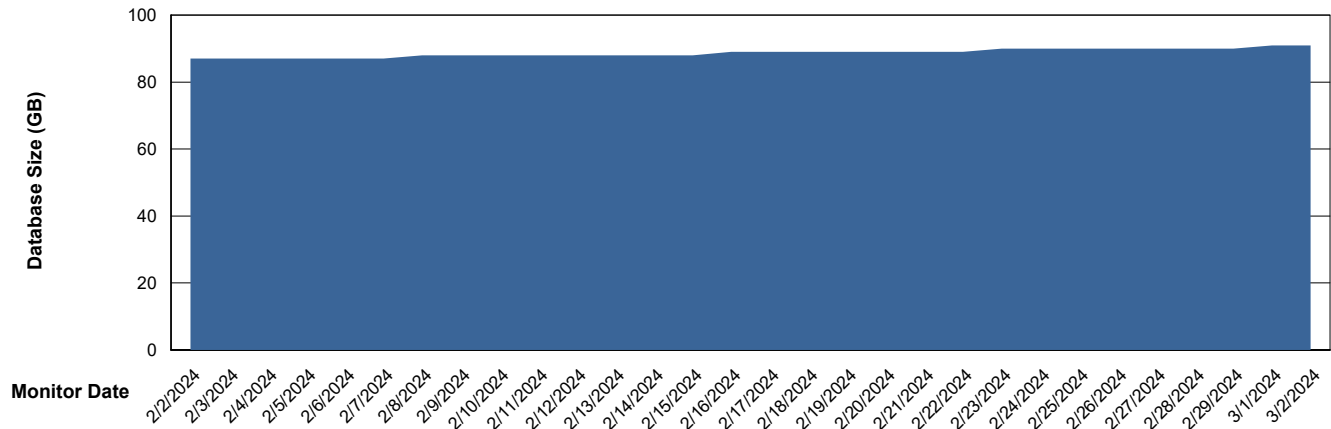
DATABASE SIZE ELI\_PRD\_FRASEQXPRDDB04\_ABS1

### Database growth over last month



DATABASE SIZE ELI\_PRD\_FRASINTPRDDB01\_ABS1

### Database growth over last month



# Weekly SLA Customer Report

Customer ELI\_Production  
Database ID 62



Database Tablespace ELI\_PRD\_FRASEQXPRDDB04\_ABS1

Date	Tablespace Name	Filesize (Gb)	Usedsize (Gb)	Percentage free
3/2/2024	ABSDATA	100	85	15
	INDX	100	83	17
3/1/2024	ABSDATA	100	85	15
	INDX	100	83	17
2/29/2024	ABSDATA	100	85	15
	INDX	100	83	17
2/28/2024	ABSDATA	100	85	15
	INDX	100	83	17
2/27/2024	ABSDATA	100	84	16
	INDX	100	83	17
2/26/2024	ABSDATA	100	84	16
	INDX	100	83	17
2/25/2024	ABSDATA	100	84	16
	INDX	100	83	17

# Weekly SLA Customer Report

Customer ELI\_Production  
 Database ID 62



Database Tablespace ELI\_PRD\_FRASINTPRDDB01\_ABS1

Date	Tablespace Name	Filesize (Gb)	Usedsize (Gb)	Percentage free
3/2/2024	ABSDATA	293	44	85
	INDX	65	32	51
3/1/2024	ABSDATA	293	44	85
	INDX	65	32	51
2/29/2024	ABSDATA	293	44	85
	INDX	65	31	52
2/28/2024	ABSDATA	293	44	85
	INDX	65	31	52
2/27/2024	ABSDATA	293	43	85
	INDX	65	31	52
2/26/2024	ABSDATA	293	43	85
	INDX	65	31	52
2/25/2024	ABSDATA	293	43	85
	INDX	65	31	52

BI Status and last ETL error for ELI\_PRD\_FRASEQXPRDDB04\_ABS1

	Mon 26/2/2024	Tue 27/2/2024	Wed 28/2/2024	Thu 29/2/2024	Fri 1/3/2024	Sat 2/3/2024
<b>ABS DataWarehouse ETL Health</b>	OK	OK	OK	OK	OK	OK
<b>ABS DWHStaging ETL Health</b>	OK	OK	OK	OK	OK	OK

## Weekly SLA Customer Report

Customer ELI\_Production  
Database ID 62



BI last ETL error for	ELI_PRD_FRASEQXPRDDB04_ABS1
-----------------------	-----------------------------

Tue, 27-02-2024	None
Mon, 26-02-2024	None
Wed, 28-02-2024	None
Sat, 2-03-2024	None
Thu, 29-02-2024	None
Wed, 28-02-2024	None
Sat, 2-03-2024	None
Sun, 25-02-2024	None
Thu, 29-02-2024	None
Fri, 1-03-2024	None
Mon, 26-02-2024	None
Fri, 1-03-2024	None
Sun, 25-02-2024	None
Tue, 27-02-2024	None

# Weekly SLA Customer Report

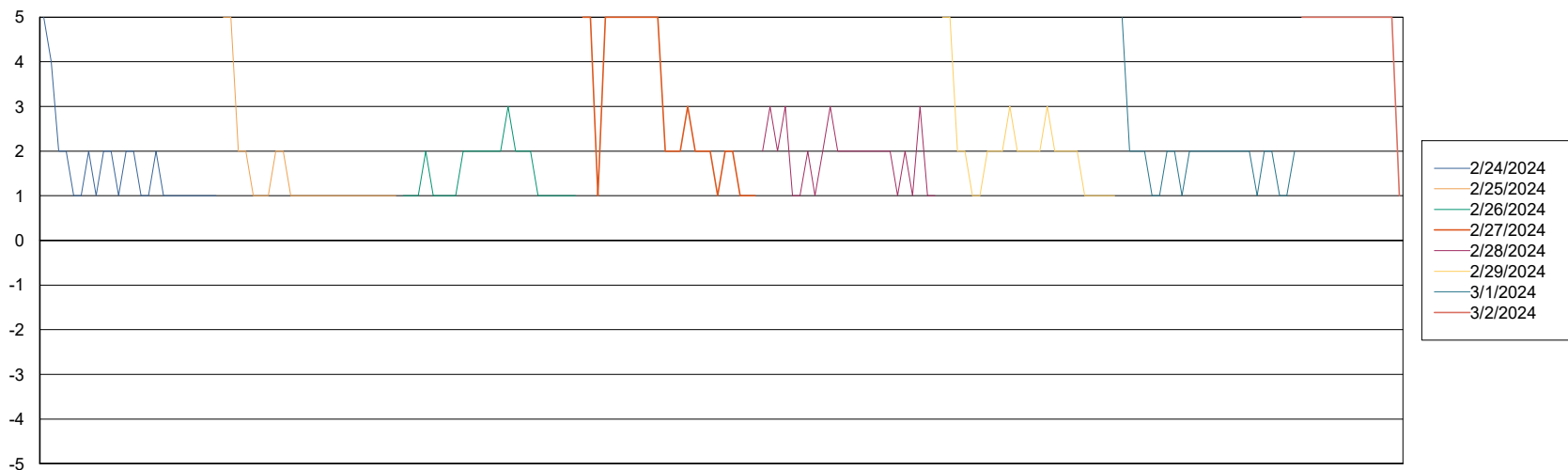
Customer ELI\_Production  
Database ID 62



Standby Database Health

ELI\_Production

## Recovery lag for last 7 days



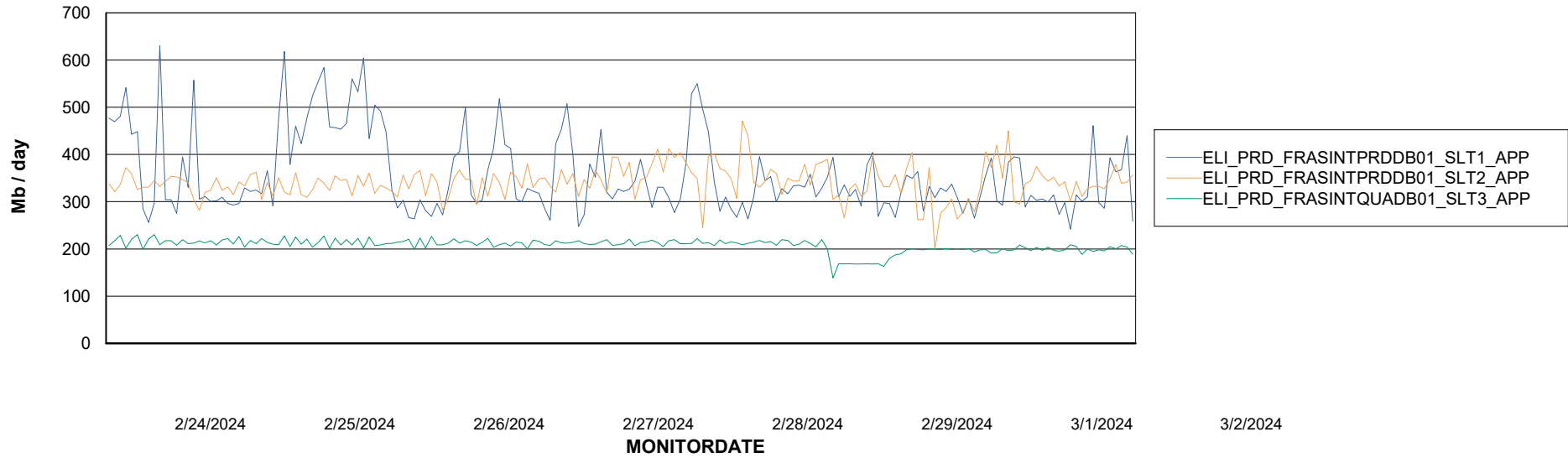
# Weekly SLA Customer Report

Customer ELI\_Production  
Database ID 62

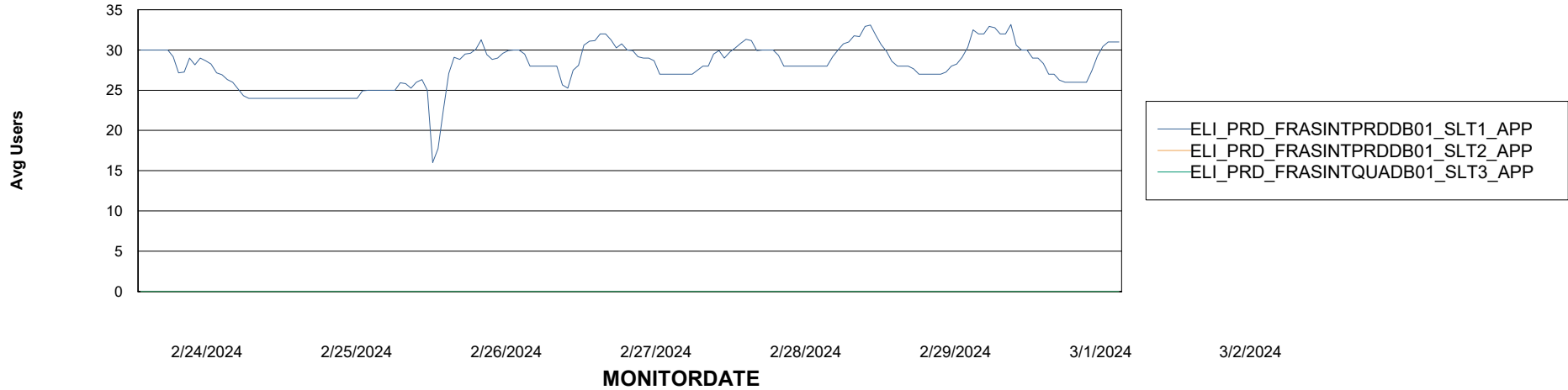


## ABSSolute Application Server Services

### Avg memory used per ABS Server Service



### Avg users per day per ABS server



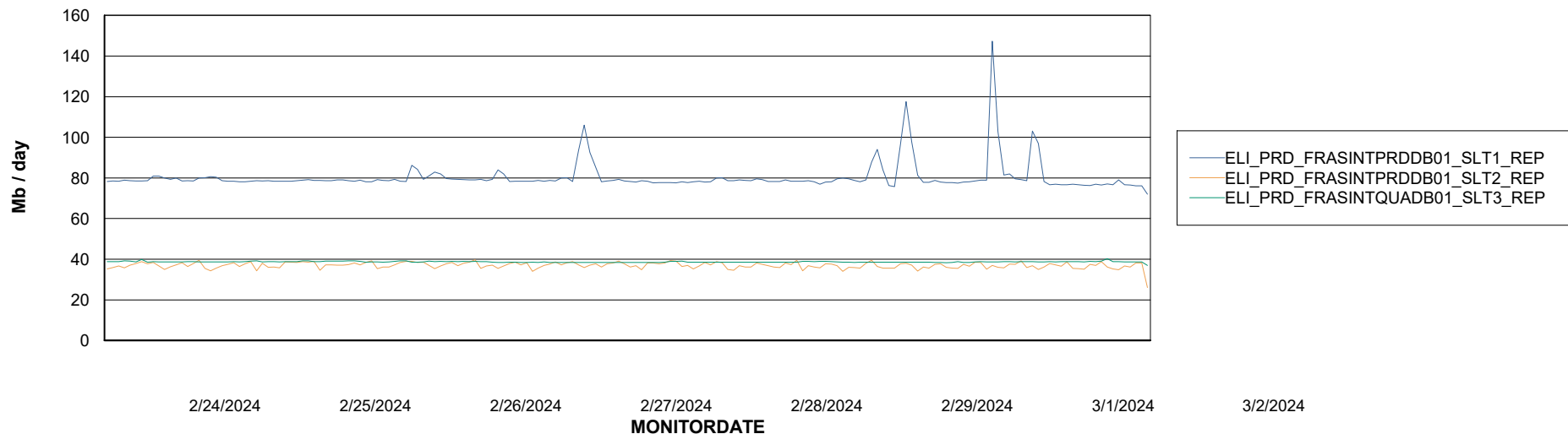
# Weekly SLA Customer Report

Customer ELI\_Production  
Database ID 62



## ABSSolute Application ReportServer Services

### Avg memory used per ReportServer Service



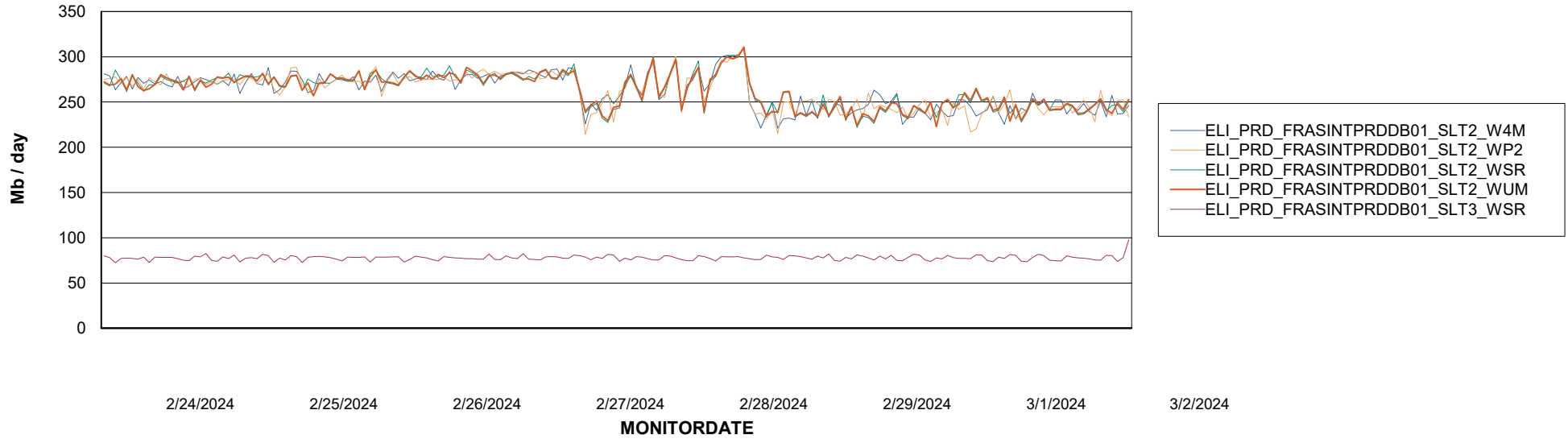
# Weekly SLA Customer Report

Customer ELI\_Production  
Database ID 62



## ABSolute Web Component Services

### Avg memory used per ABS Web component



# Weekly SLA Customer Report

Customer ELI\_Production  
Database ID 62



## Disaster per ABS component

