

Weekly SLA Customer Report

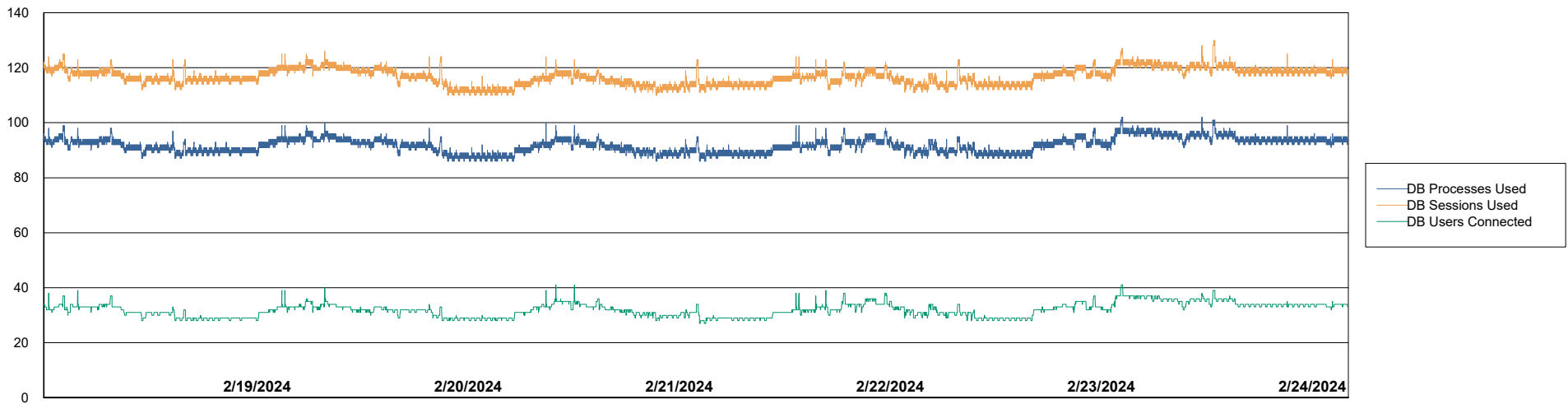
Customer RAS_Production
 Database ID 189



Harddisk Usage RAS_PRD_NEDLIN-ST-APP01

	Free disk space on C: (%)	Total disk space on C: (Gb)	Used disk space on C: (Gb)	Free disk space on D: (%)	Total disk space on D: (Gb)	Used disk space on D: (Gb)	Free disk space on E: (%)	Total disk space on E: (Gb)	Used disk space on E: (Gb)
2/24/2024	47	249	132	16	265	223	75	100	25
2/23/2024	47	249	132	16	265	223	76	100	24
2/22/2024	47	249	131	16	265	223	76	100	24
2/21/2024	48	249	130	16	265	223	75	100	25
2/20/2024	48	249	129	16	265	223	75	100	25
2/19/2024	48	249	129	16	265	223	75	100	25
2/18/2024	48	249	129	16	265	223	75	100	25

Database Performance RAS_PRD_NEDLIN-ST-APP01_ABS1



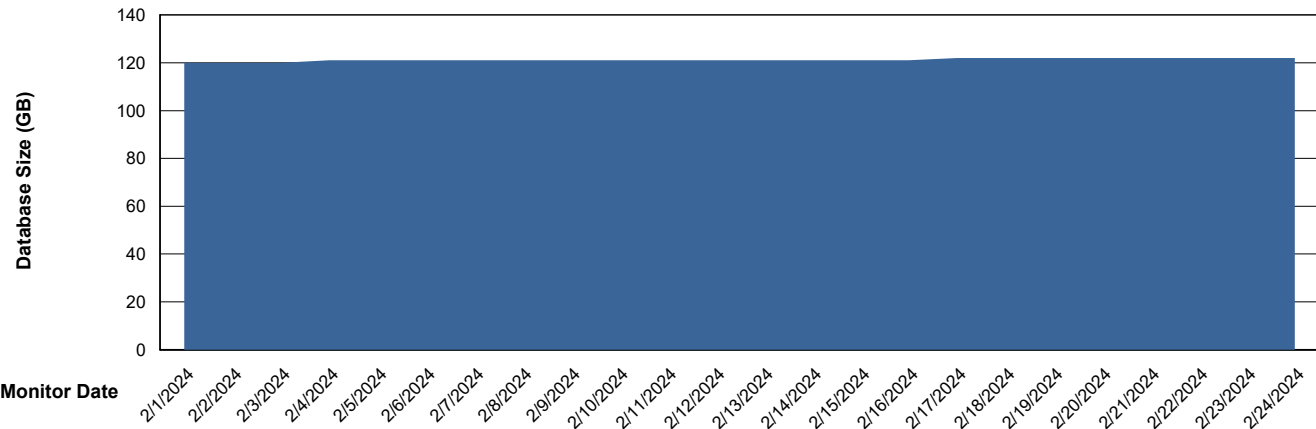
Weekly SLA Customer Report

Customer RAS_Production
 Database ID 189



DATABASE SIZE RAS_PRD_NEDLIN-ST-APP01_ABS1

Database growth over last month



Database Tablespace RAS_PRD_NEDLIN-ST-APP01_ABS1

Date	Tablespace Name	Filesize (Gb)	Usedsize (Gb)	Percentage free
2/24/2024	ABSDATA	60	32	46
	INDX	128	81	36
2/23/2024	ABSDATA	60	32	46
	INDX	128	81	36
2/22/2024	ABSDATA	60	32	46
	INDX	128	81	36
2/21/2024	ABSDATA	60	32	46
	INDX	128	81	36
2/20/2024	ABSDATA	60	32	46
	INDX	128	81	36
2/19/2024	ABSDATA	60	32	46
	INDX	128	81	37
2/18/2024	ABSDATA	60	32	46
	INDX	128	81	37

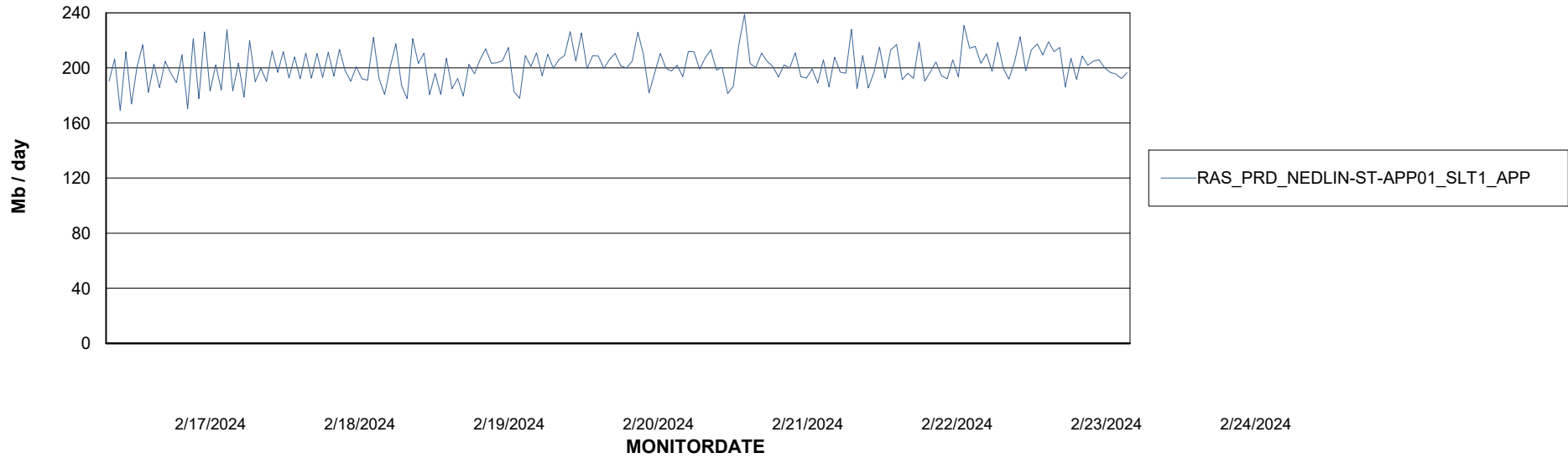
Weekly SLA Customer Report

Customer RAS_Production
Database ID 189

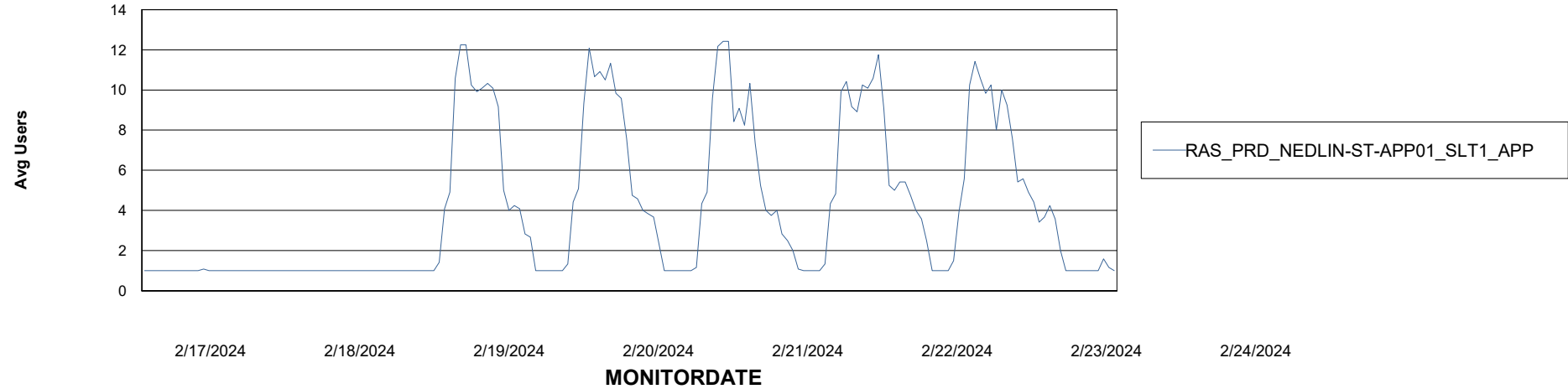


ABSSolute Application Server Services

Avg memory used per ABS Server Service



Avg users per day per ABS server



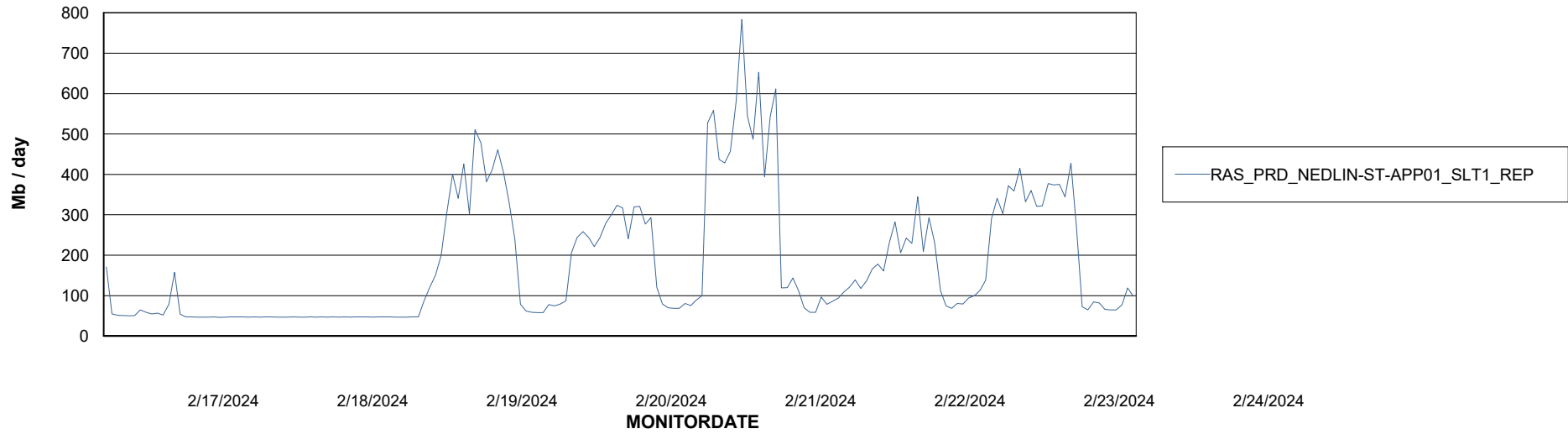
Weekly SLA Customer Report

Customer RAS_Production
Database ID 189



ABSSolute Application ReportServer Services

Avg memory used per ReportServer Service



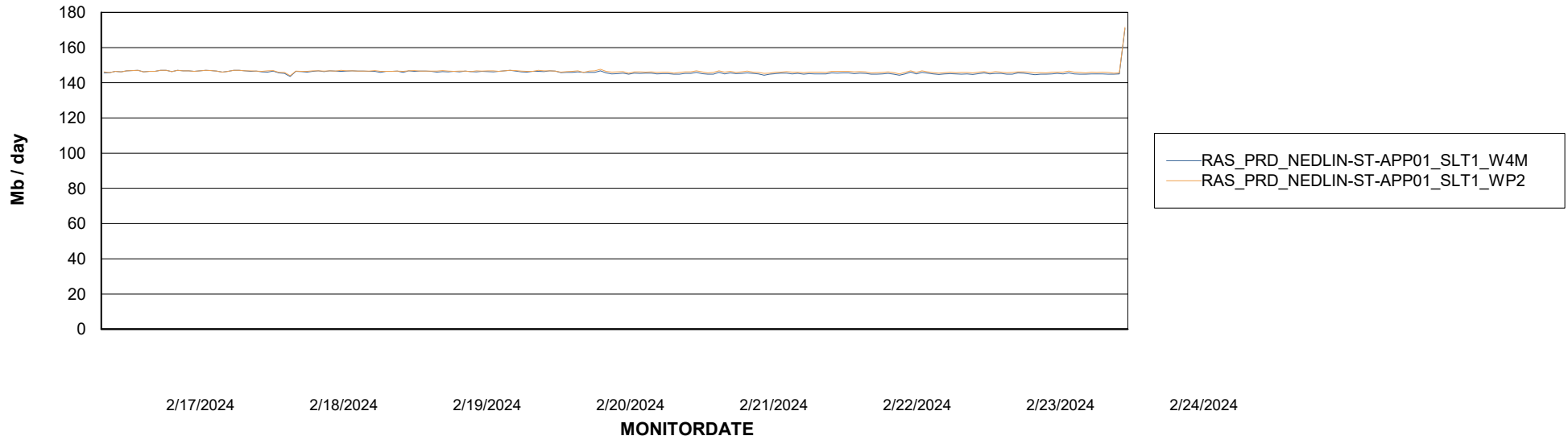
Weekly SLA Customer Report

Customer RAS_Production
Database ID 189



ABSolute Web Component Services

Avg memory used per ABS Web component



Weekly SLA Customer Report

Customer RAS_Production
Database ID 189



Disaster per ABS component

