

# Weekly SLA Customer Report

Customer LLG\_Production  
 Database ID 53



Harddisk Usage LLG\_PRD\_APP01

	Free disk space on C: (%)	Total disk space on C: (Gb)	Used disk space on C: (Gb)	Free disk space on D: (%)	Total disk space on D: (Gb)	Used disk space on D: (Gb)
2/24/2024	31	200	139	95	200	10
2/23/2024	31	200	139	95	200	10
2/22/2024	31	200	139	95	200	10
2/21/2024	31	200	139	95	200	10
2/20/2024	31	200	139	95	200	10
2/19/2024	31	200	139	95	200	10
2/18/2024	31	200	139	95	200	10

Harddisk Usage LLG\_PRD\_APP02

	Free disk space on C: (%)	Total disk space on C: (Gb)	Used disk space on C: (Gb)	Free disk space on D: (%)	Total disk space on D: (Gb)	Used disk space on D: (Gb)
2/24/2024	62	200	77	93	200	14
2/23/2024	62	200	77	93	200	14
2/22/2024	62	200	77	93	200	14
2/21/2024	62	200	77	93	200	14
2/20/2024	62	200	77	93	200	14
2/19/2024	62	200	77	93	200	14
2/18/2024	62	200	77	93	200	14

# Weekly SLA Customer Report

Customer LLG\_Production  
 Database ID 53



Harddisk Usage LLG\_PRD\_BI02

	Free disk space on C: (%)	Total disk space on C: (Gb)	Used disk space on C: (Gb)	Free disk space on D: (%)	Total disk space on D: (Gb)	Used disk space on D: (Gb)
2/24/2024	52	150	72	33	685	462
2/23/2024	52	150	72	33	685	459
2/22/2024	51	150	73	33	685	459
2/21/2024	51	150	74	33	685	460
2/20/2024	51	150	74	33	685	459
2/19/2024	51	150	74	33	685	461
2/18/2024	51	150	73	33	685	459

Harddisk Usage LLG\_PRD\_ORS01

	Free disk space on C: (%)	Total disk space on C: (Gb)	Used disk space on C: (Gb)	Free disk space on D: (%)	Total disk space on D: (Gb)	Used disk space on D: (Gb)	Free disk space on E: (%)	Total disk space on E: (Gb)	Used disk space on E: (Gb)
2/24/2024	80	279	57	42	928	539	54	749	343
2/23/2024	80	279	57	42	928	539	53	749	353
2/22/2024	80	279	57	42	928	539	53	749	353
2/21/2024	80	279	57	42	928	539	53	749	352
2/20/2024	80	279	57	42	928	539	54	749	348
2/19/2024	80	279	57	42	928	539	51	749	370
2/18/2024	80	279	57	42	928	539	58	749	313

# Weekly SLA Customer Report

Customer LLG\_Production  
Database ID 53



## Harddisk Usage LLG\_PRD\_OR02

	Free disk space on C: (%)	Total disk space on C: (Gb)	Used disk space on C: (Gb)	Free disk space on D: (%)	Total disk space on D: (Gb)	Used disk space on D: (Gb)	Free disk space on E: (%)	Total disk space on E: (Gb)	Used disk space on E: (Gb)
2/24/2024	82	279	51	88	1,117	131	93	559	38
2/23/2024	82	279	51	88	1,117	131	93	559	38
2/22/2024	82	279	50	88	1,117	131	93	559	38
2/21/2024	82	279	50	88	1,117	131	93	559	38
2/20/2024	82	279	50	88	1,117	131	93	559	38
2/19/2024	82	279	50	88	1,117	131	93	559	38
2/18/2024	82	279	50	88	1,117	131	93	559	38

## Harddisk Usage LLG\_PRD\_TS2

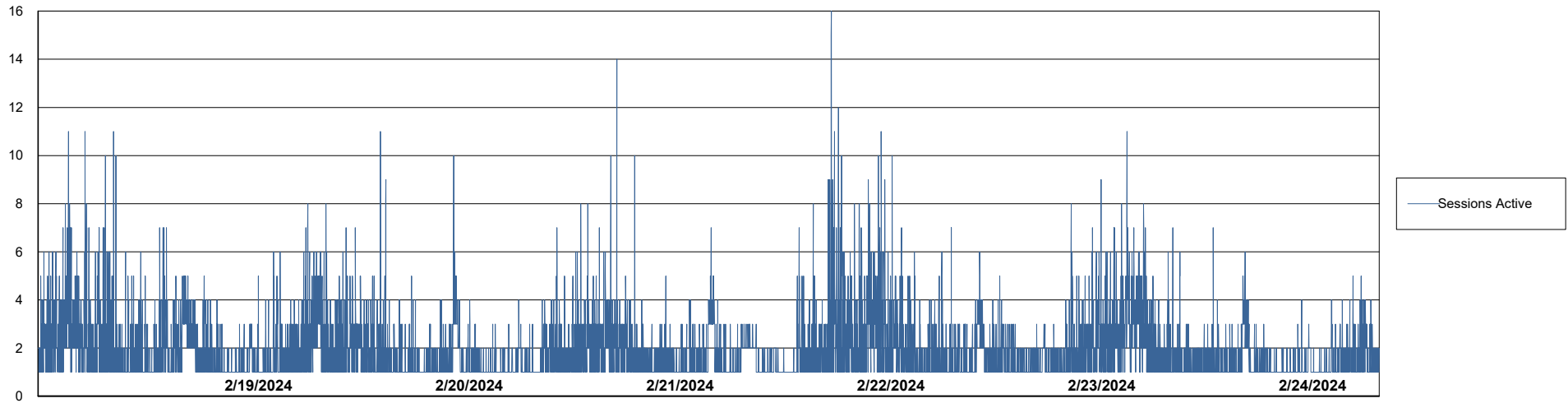
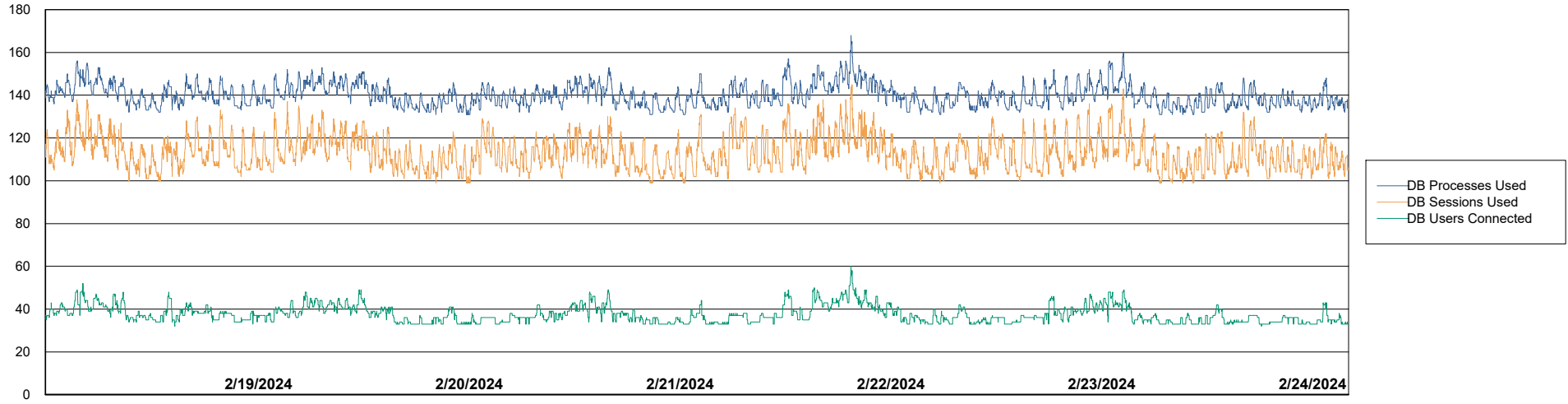
	Free disk space on C: (%)	Total disk space on C: (Gb)	Used disk space on C: (Gb)	Free disk space on D: (%)	Total disk space on D: (Gb)	Used disk space on D: (Gb)	Free disk space on E: (%)	Total disk space on E: (Gb)	Used disk space on E: (Gb)
2/24/2024	75	279	70	52	993	480	85	684	106
2/23/2024	75	279	69	52	993	480	75	684	170
2/22/2024	75	279	69	52	993	480	75	684	170
2/21/2024	75	279	69	52	993	480	75	684	169
2/20/2024	75	279	70	52	993	480	75	684	169
2/19/2024	76	279	68	52	993	480	78	684	153
2/18/2024	77	279	64	52	993	480	96	684	27

# Weekly SLA Customer Report

Customer LLG\_Production  
Database ID 53



## Database Performance LIGDB\_Production



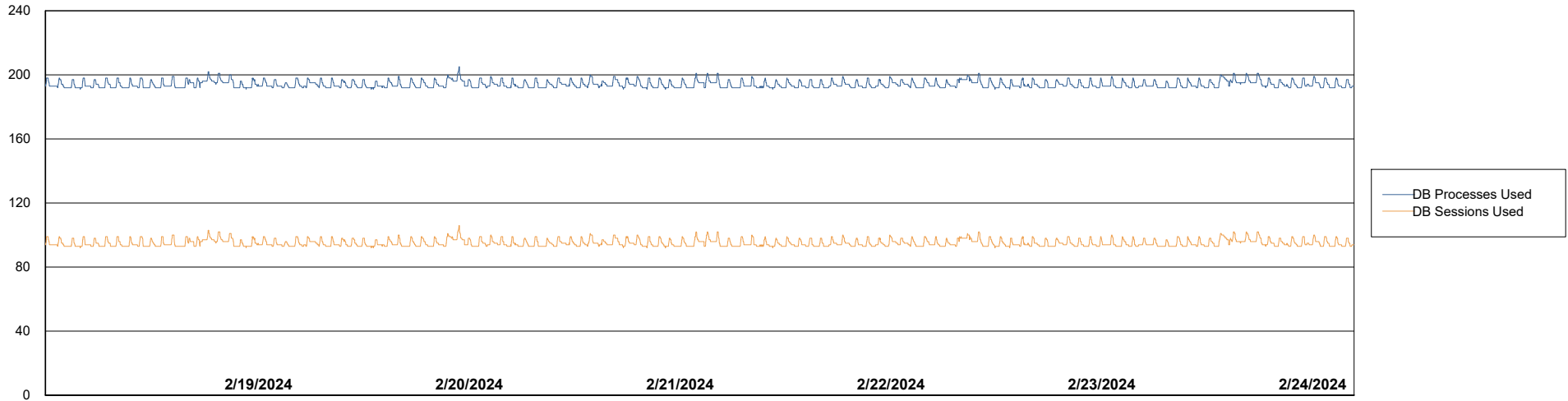
# Weekly SLA Customer Report

Customer LLG\_Production  
Database ID 53



## Database Performance LLGDB\_Standby\_TS2

DB Processes Max 4  
DB Processes Max 0  
DB Processes Max 300



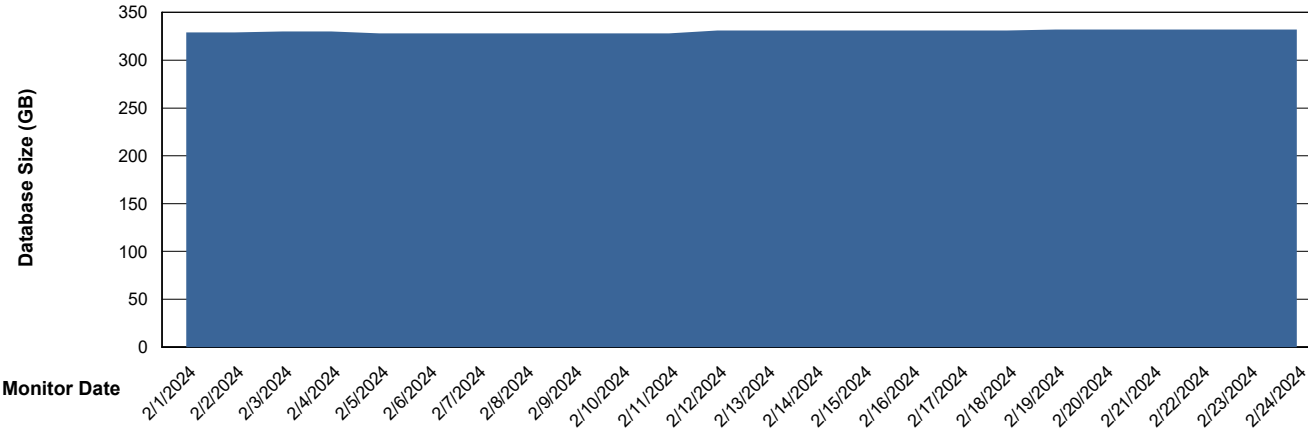
# Weekly SLA Customer Report

Customer LLG\_Production  
 Database ID 53



DATABASE SIZE LLGDB\_Production

Database growth over last month



Database Tablespace LLGDB\_Production

Date	Tablespace Name	Filesize (Gb)	Usedsize (Gb)	Percentage free
2/24/2024	ABSDATA	178	131	26
	INDX	230	190	17
2/23/2024	ABSDATA	178	131	26
	INDX	230	190	17
2/22/2024	ABSDATA	178	131	26
	INDX	230	190	17
2/21/2024	ABSDATA	178	131	26
	INDX	230	190	17
2/20/2024	ABSDATA	178	131	26
	INDX	230	190	17
2/19/2024	ABSDATA	178	131	26
	INDX	230	190	17
2/18/2024	ABSDATA	178	131	26
	INDX	230	190	17

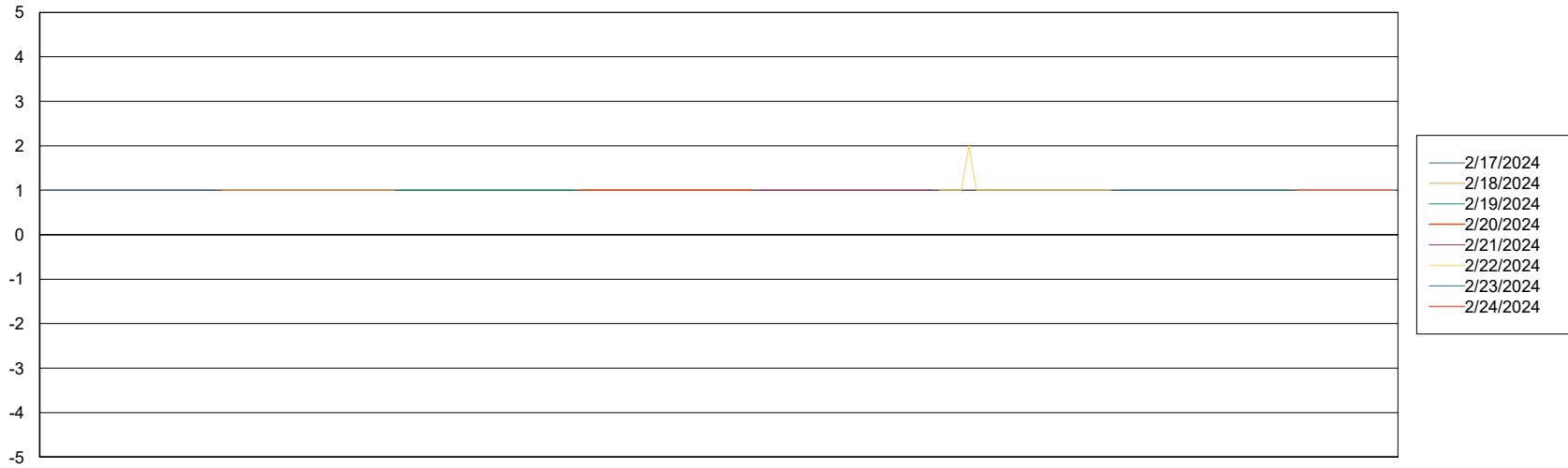
# Weekly SLA Customer Report

Customer LLG\_Production  
Database ID 53



Standby Database Health LLG\_Production

### Recovery lag for last 7 days



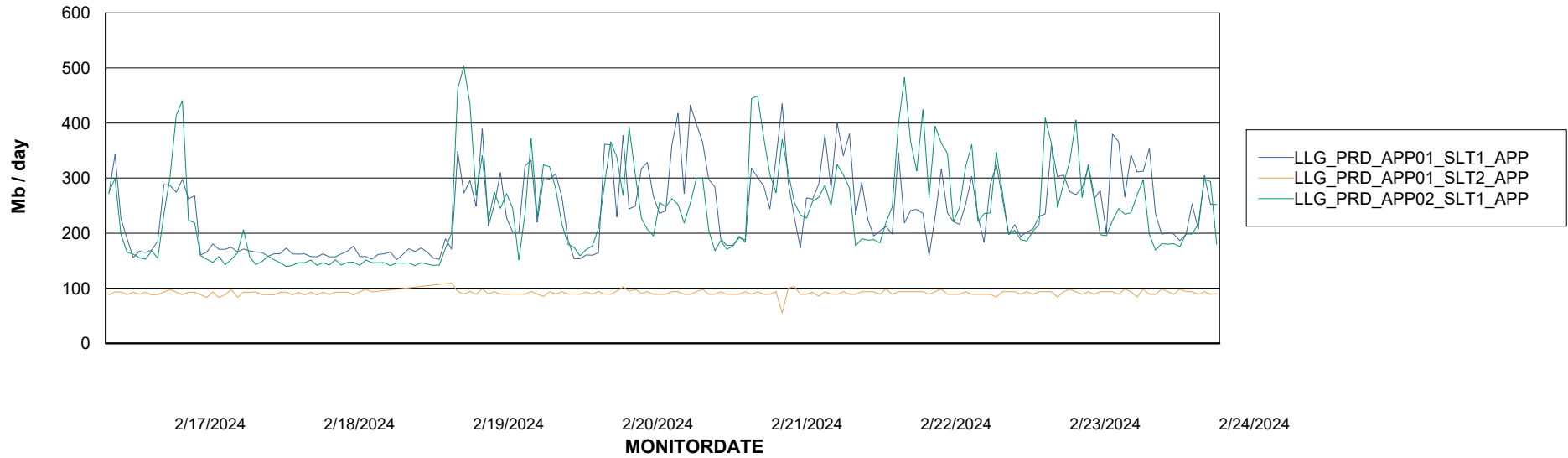
# Weekly SLA Customer Report

Customer LLG\_Production  
Database ID 53



## ABSSolute Application Server Services

### Avg memory used per ABS Server Service



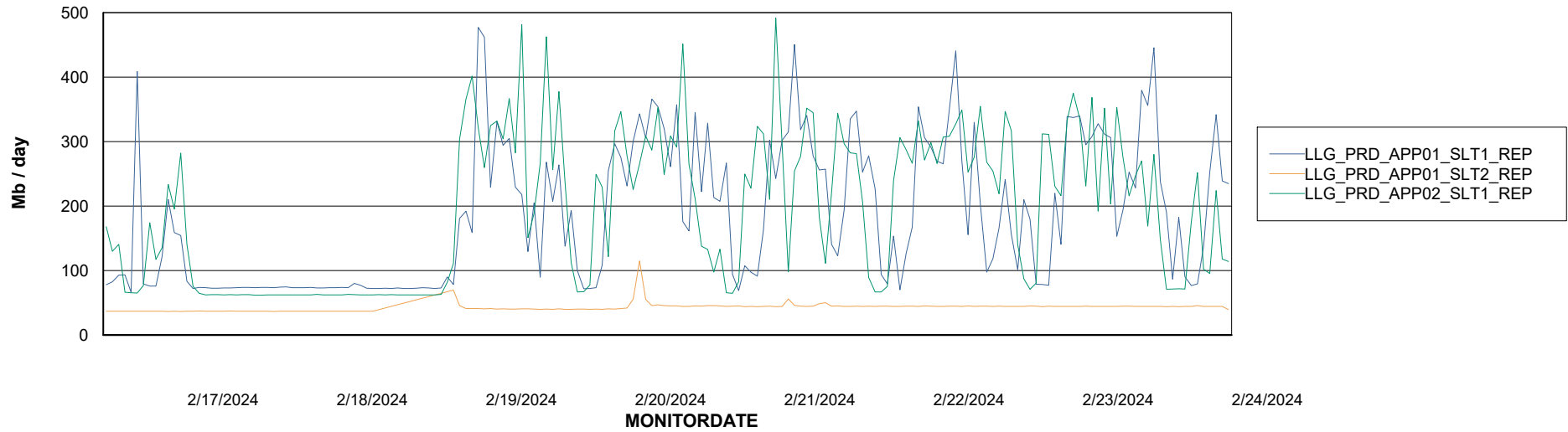
# Weekly SLA Customer Report

Customer LLG\_Production  
Database ID 53

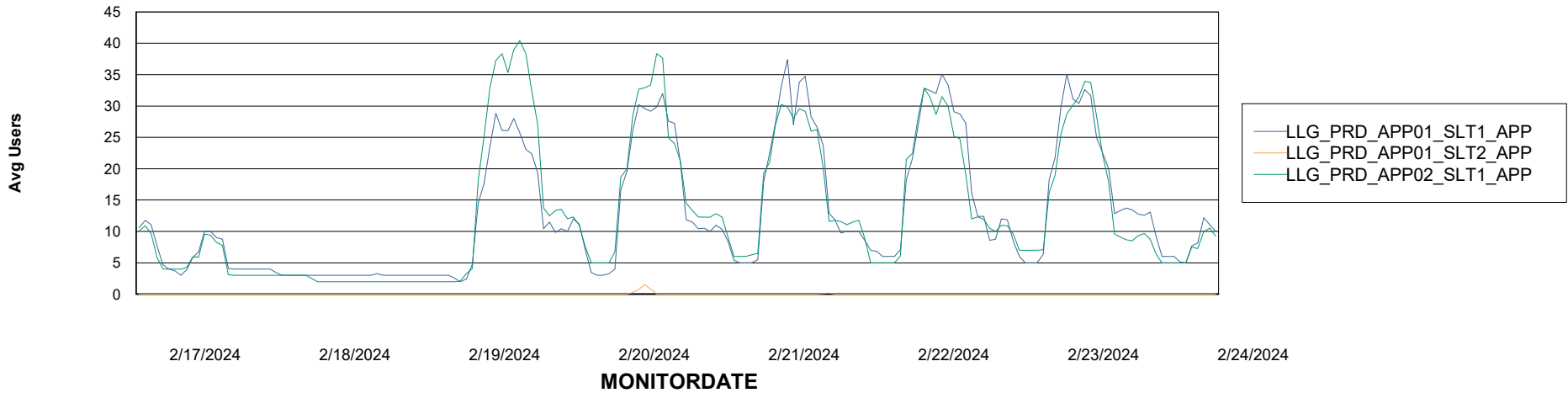


## ABSSolute Application Server Services

### Avg memory used per ReportServer Service



### Avg users per day per ABS server



# Weekly SLA Customer Report

Customer LLG\_Production  
Database ID 53



### Disaster per ABS component

