

# Weekly SLA Customer Report

Customer NIX\_Production  
 Database ID 51



Harddisk Usage NIX\_PRD\_ABSAPP01

	Free disk space on C: (%)	Total disk space on C: (Gb)	Used disk space on C: (Gb)	Free disk space on E: (%)	Total disk space on E: (Gb)	Used disk space on E: (Gb)
2/17/2024	59	207	84	100	98	0
2/16/2024	59	207	84	100	98	0
2/15/2024	60	207	82	100	98	0
2/14/2024	61	207	82	100	98	0
2/13/2024	60	207	82	100	98	0
2/12/2024	61	207	81	100	98	0
2/11/2024	61	207	81	100	98	0

Harddisk Usage NIX\_PRD\_ABSAPP04

	Free disk space on C: (%)	Total disk space on C: (Gb)	Used disk space on C: (Gb)
2/17/2024	16	127	107
2/16/2024	19	127	103
2/15/2024	20	127	101
2/14/2024	20	127	101
2/13/2024	20	127	102
2/12/2024	20	127	101
2/11/2024	21	127	100

# Weekly SLA Customer Report

Customer NIX\_Production  
Database ID 51



## Harddisk Usage NIX\_PRD\_ABSBI

	Free disk space on C: (%)	Total disk space on C: (Gb)	Used disk space on C: (Gb)	Free disk space on E: (%)	Total disk space on E: (Gb)	Used disk space on E: (Gb)
2/17/2024	63	179	67	17	700	584
2/16/2024	63	179	67	19	700	567
2/15/2024	64	179	65	22	700	544
2/14/2024	64	179	64	26	700	521
2/13/2024	64	179	65	29	700	498
2/12/2024	64	179	65	32	700	473
2/11/2024	64	179	65	36	700	449

## Harddisk Usage NIX\_PRD\_ABSDB01

	Free disk space on C: (%)	Total disk space on C: (Gb)	Used disk space on C: (Gb)	Free disk space on D: (%)	Total disk space on D: (Gb)	Used disk space on D: (Gb)	Free disk space on E: (%)	Total disk space on E: (Gb)	Used disk space on E: (Gb)	Free disk space on F: (%)
2/17/2024	67	554	183	45	586	324	47	605	321	38
2/16/2024	67	554	185	45	586	324	47	605	321	38
2/15/2024	67	554	184	45	586	324	47	605	321	39
2/14/2024	67	554	185	45	586	324	47	605	321	39
2/13/2024	67	554	185	45	586	324	47	605	321	39
2/12/2024	67	554	185	45	586	320	47	605	321	40
2/11/2024	67	554	184	45	586	319	47	605	321	40

# Weekly SLA Customer Report

Customer NIX\_Production  
Database ID 51



## Harddisk Usage NIX\_PRD\_ABSDB02

	Free disk space on C: (%)	Total disk space on C: (Gb)	Used disk space on C: (Gb)	Free disk space on D: (%)	Total disk space on D: (Gb)	Used disk space on D: (Gb)	Free disk space on E: (%)	Total disk space on E: (Gb)	Used disk space on E: (Gb)	Free disk space on F: (%)
2/17/2024	87	574	73	40	488	295	53	684	321	86
2/16/2024	88	574	71	40	488	295	53	684	320	86
2/15/2024	88	574	71	40	488	295	53	684	320	87
2/14/2024	88	574	71	40	488	295	53	684	320	87
2/13/2024	88	574	71	40	488	295	53	684	320	87
2/12/2024	88	574	71	41	488	290	53	684	320	88
2/11/2024	88	574	71	41	488	290	53	684	320	88

## Harddisk Usage NIX\_PRD\_ABSWEB02

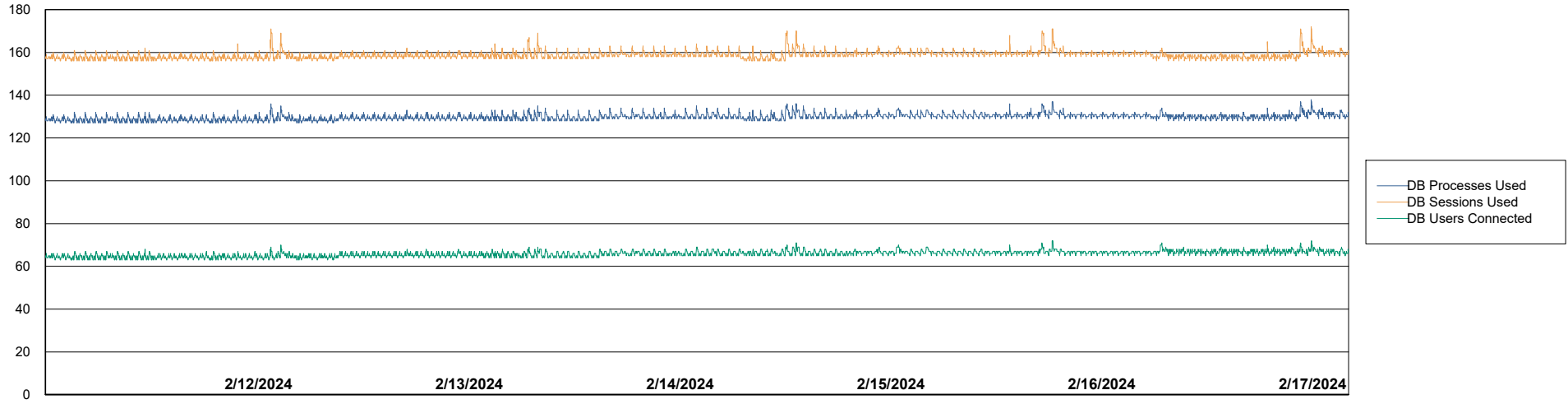
	Free disk space on C: (%)	Total disk space on C: (Gb)	Used disk space on C: (Gb)
2/17/2024	85	300	46
2/16/2024	84	300	48
2/15/2024	85	300	46
2/14/2024	85	300	45
2/13/2024	85	300	46
2/12/2024	85	300	46
2/11/2024	85	300	46

# Weekly SLA Customer Report

Customer NIX\_Production  
Database ID 51



Database Performance NIX\_PRD\_ABSBI\_ABS1

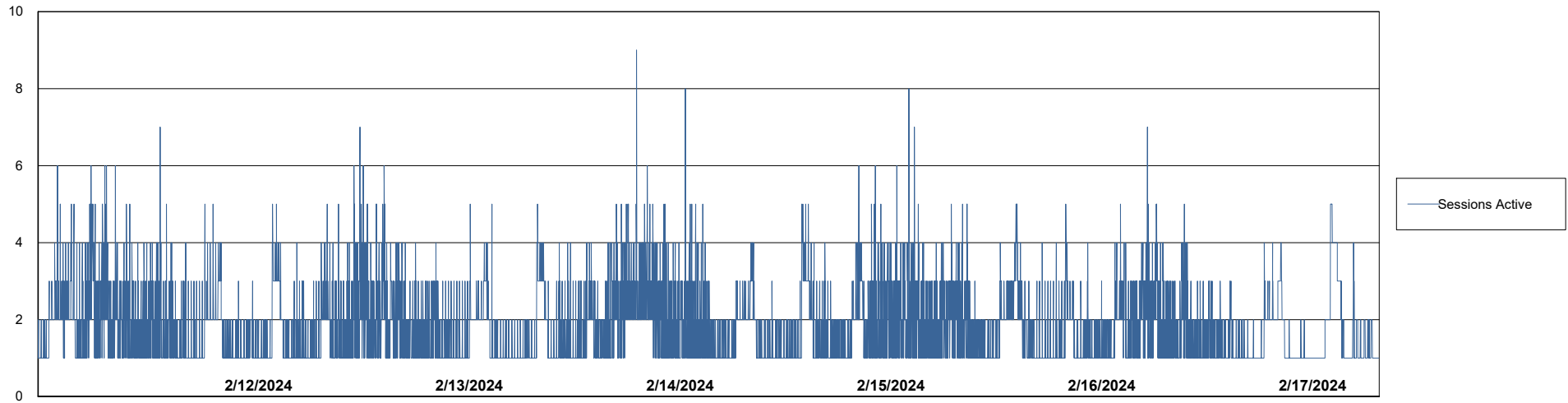
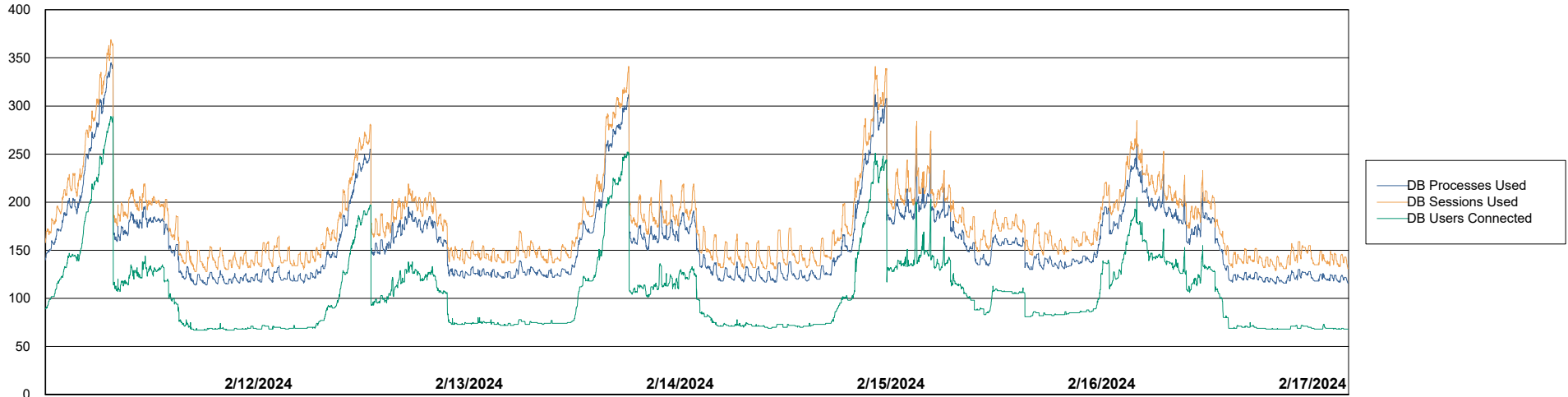


# Weekly SLA Customer Report

Customer NIX\_Production  
Database ID 51



## Database Performance NIX\_PRD\_ABSD01\_ABS1



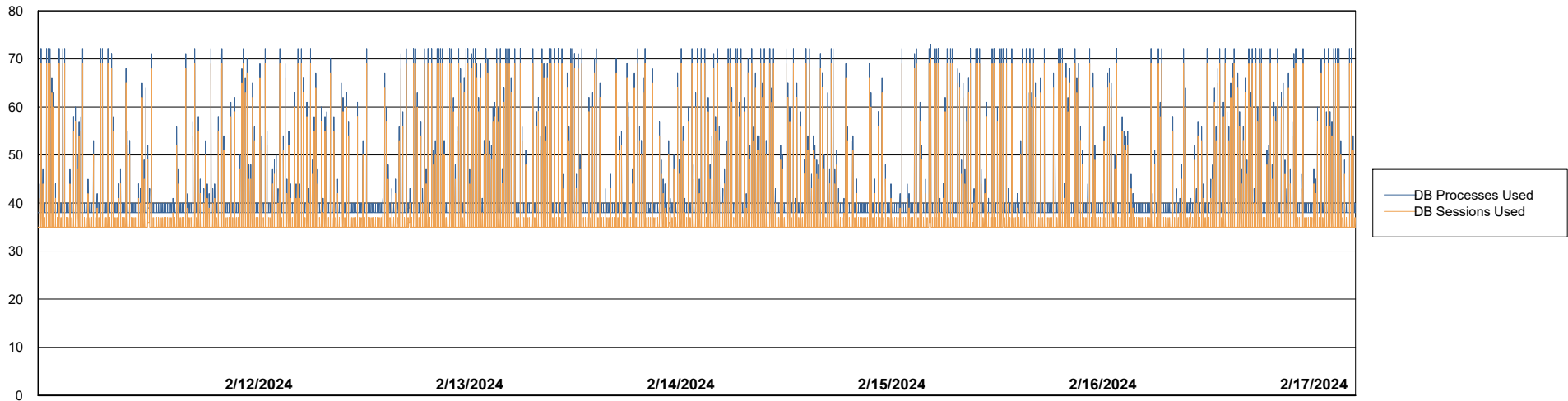
# Weekly SLA Customer Report

Customer NIX\_Production  
Database ID 51



Database Performance NIX\_PRD\_ABSD02\_HSBABS1

DB Processes Max 300



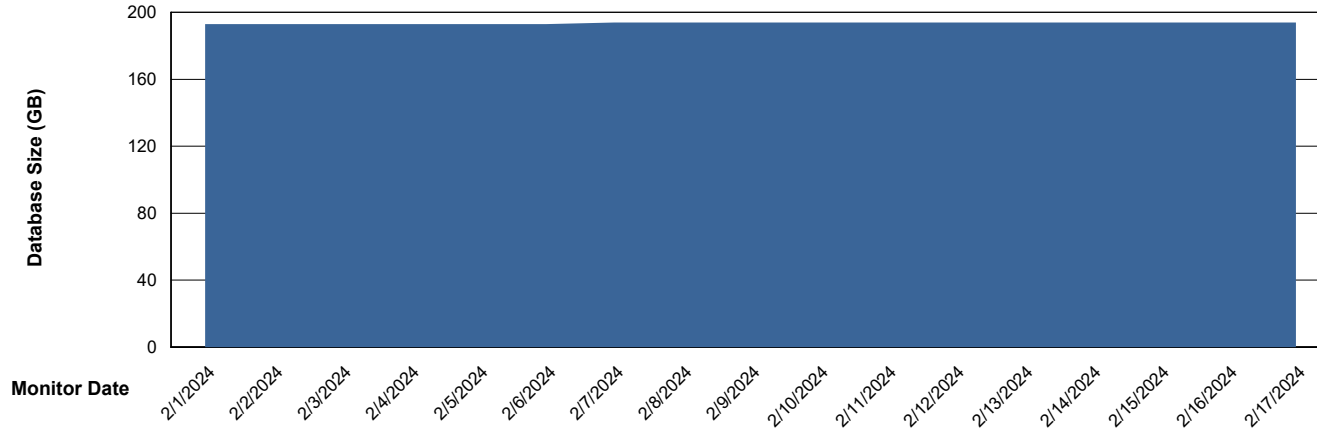
# Weekly SLA Customer Report

Customer NIX\_Production  
Database ID 51



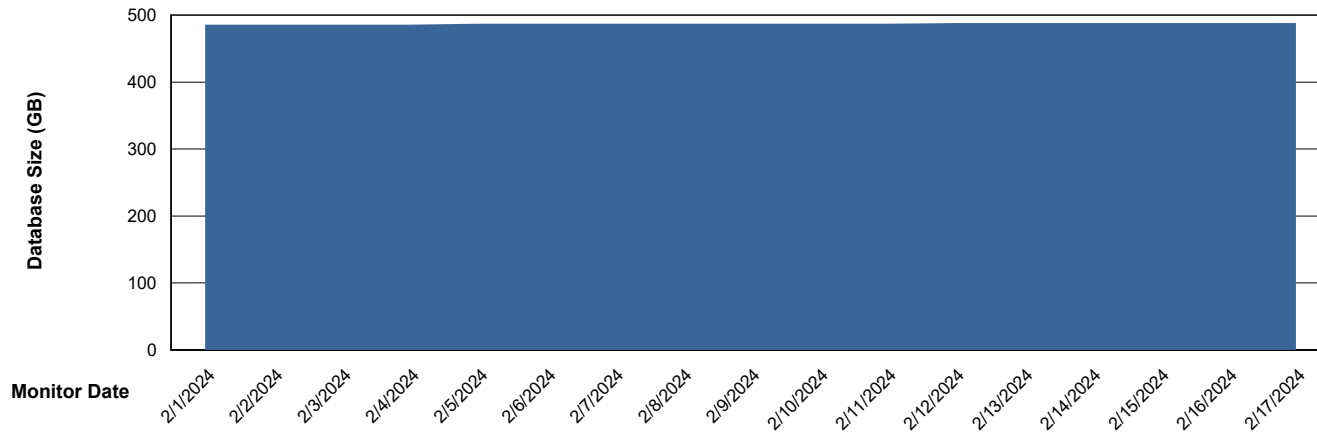
DATABASE SIZE NIX\_PRD\_ABSBI\_ABS1

### Database growth over last month



DATABASE SIZE NIX\_PRD\_ABSDB01\_ABS1

### Database growth over last month



# Weekly SLA Customer Report

Customer NIX\_Production  
Database ID 51



Database Tablespace NIX\_PRD\_ABSBI\_ABS1

Date	Tablespace Name	Filesize (Gb)	Usedsize (Gb)	Percentage free
2/17/2024	ABSDATA	106	87	18
	INDX	128	106	17
2/16/2024	ABSDATA	106	87	18
	INDX	128	106	17
2/15/2024	ABSDATA	106	87	18
	INDX	128	106	17
2/14/2024	ABSDATA	106	87	18
	INDX	128	106	17
2/13/2024	ABSDATA	106	87	18
	INDX	128	106	17
2/12/2024	ABSDATA	106	87	18
	INDX	128	106	17
2/11/2024	ABSDATA	106	87	18
	INDX	126	106	16

# Weekly SLA Customer Report

Customer NIX\_Production  
 Database ID 51



Database Tablespace NIX\_PRD\_ABSD01\_ABS1

Date	Tablespace Name	Filesize (Gb)	Usedsize (Gb)	Percentage free
2/17/2024	ABSDATA	236	194	18
	INDX	320	269	16
2/16/2024	ABSDATA	236	194	18
	INDX	320	269	16
2/15/2024	ABSDATA	236	194	18
	INDX	320	269	16
2/14/2024	ABSDATA	236	194	18
	INDX	320	269	16
2/13/2024	ABSDATA	236	194	18
	INDX	320	268	16
2/12/2024	ABSDATA	236	194	18
	INDX	320	268	16
2/11/2024	ABSDATA	231	194	16
	INDX	320	268	16

BI Status and last ETL error for NIX\_PRD\_ABSBI\_ABS1

	Mon 12/2/2024	Tue 13/2/2024	Wed 14/2/2024	Thu 15/2/2024	Fri 16/2/2024	Sat 17/2/2024
<b>ABS DataWarehouse ETL Health</b>	OK	OK	OK	OK	OK	OK
<b>ABS DWHStaging ETL Health</b>	OK	OK	OK	OK	OK	OK

# Weekly SLA Customer Report

Customer NIX\_Production  
Database ID 51



BI last ETL error for	NIX_PRD_ABSBI_ABS1
-----------------------	--------------------

Tue, 13-02-2024	None
Sat, 17-02-2024	None
Mon, 12-02-2024	None
Tue, 13-02-2024	None
Sat, 17-02-2024	None
Sun, 11-02-2024	None
Wed, 14-02-2024	None
Fri, 16-02-2024	None
Sun, 11-02-2024	None
Thu, 15-02-2024	None
Fri, 16-02-2024	None
Mon, 12-02-2024	None
Wed, 14-02-2024	None
Thu, 15-02-2024	None

# Weekly SLA Customer Report

Customer NIX\_Production  
Database ID 51



Standby Database Health NIX\_Production

### Recovery lag for last 7 days



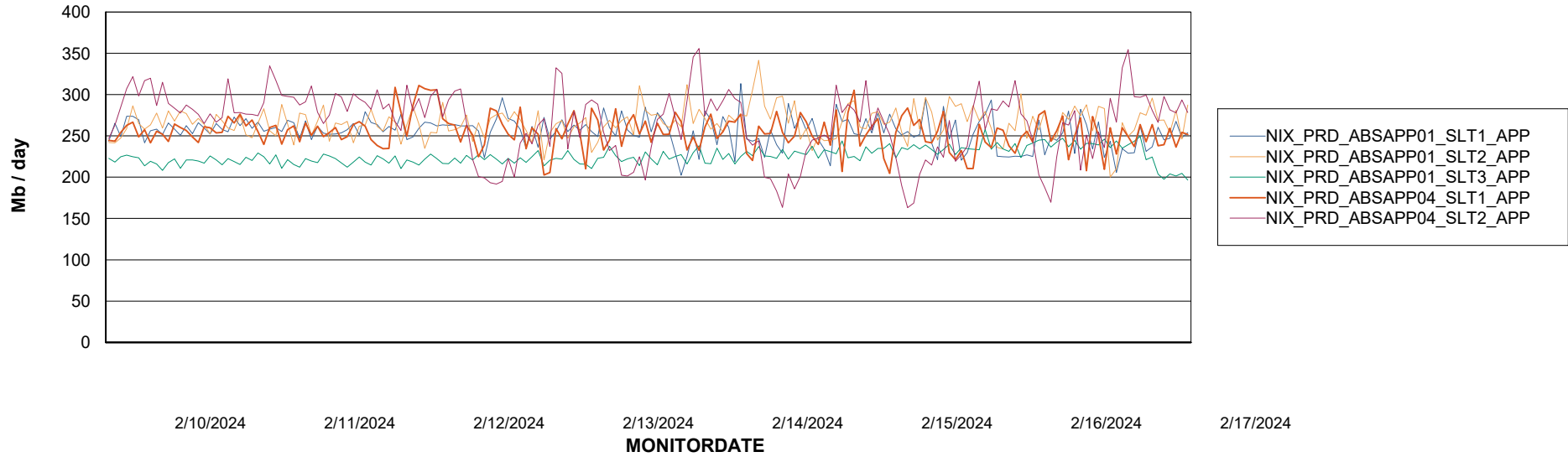
# Weekly SLA Customer Report

Customer NIX\_Production  
Database ID 51

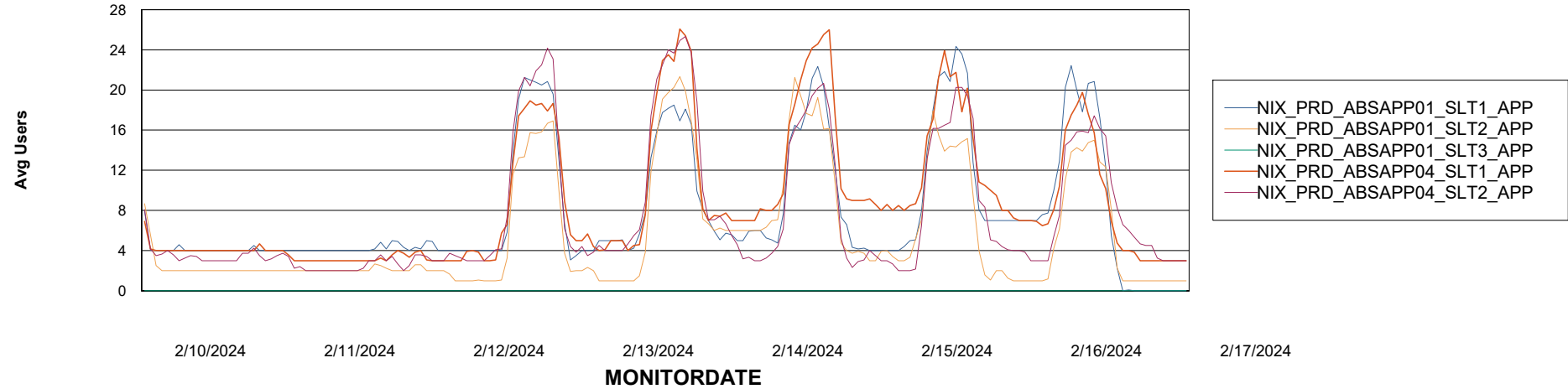


## ABSSolute Application Server Services

### Avg memory used per ABS Server Service



### Avg users per day per ABS server



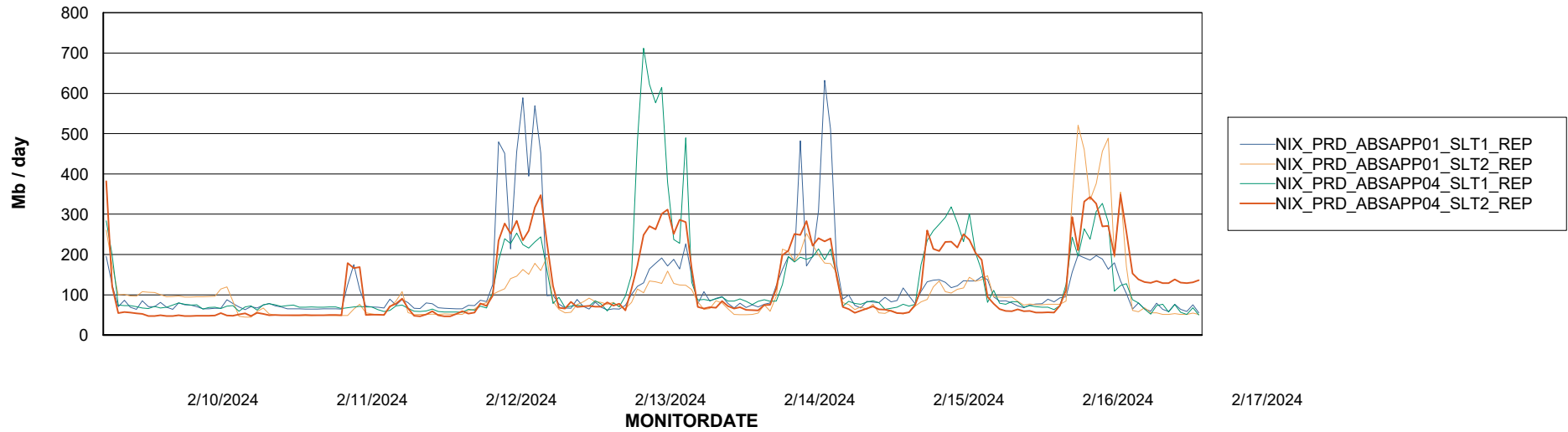
# Weekly SLA Customer Report

Customer NIX\_Production  
Database ID 51



## ABSSolute Application ReportServer Services

### Avg memory used per ReportServer Service



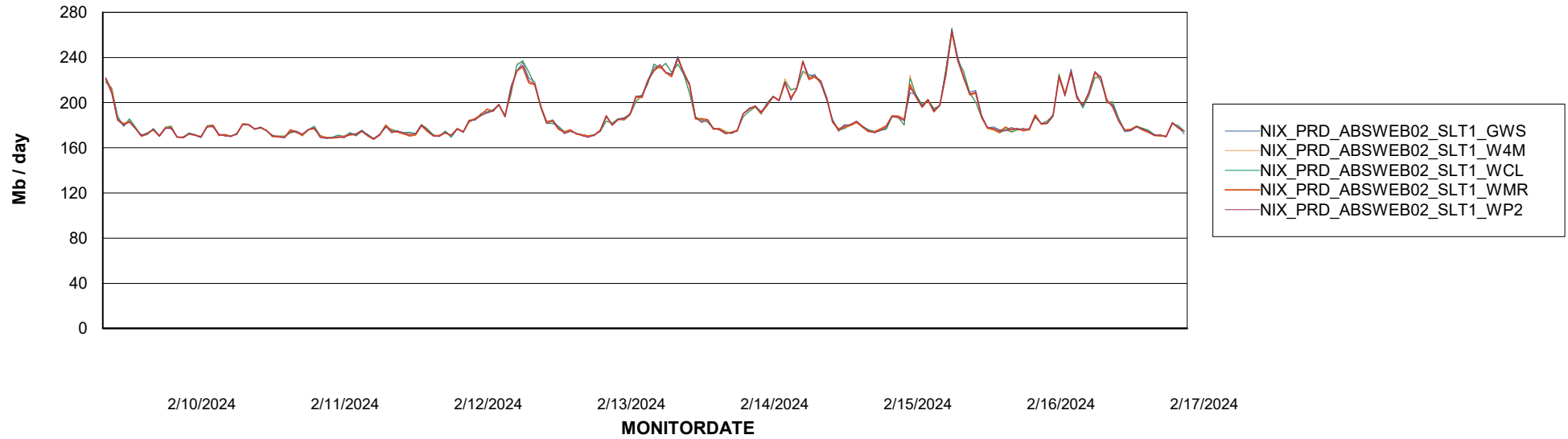
# Weekly SLA Customer Report

Customer NIX\_Production  
Database ID 51



## ABSSolute Web Component Services

### Avg memory used per ABS Web component



# Weekly SLA Customer Report

Customer NIX\_Production  
Database ID 51



### Disaster per ABS component

