

Weekly SLA Customer Report

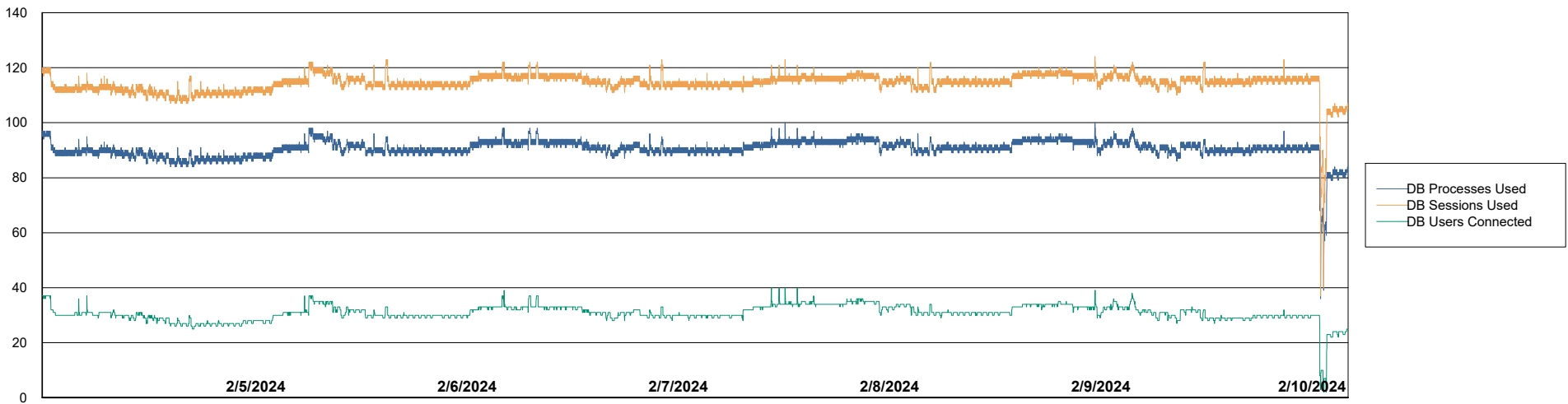
Customer RAS_Production
 Database ID 189



Harddisk Usage RAS_PRD_NEDLIN-ST-APP01

	Free disk space on C: (%)	Total disk space on C: (Gb)	Used disk space on C: (Gb)	Free disk space on D: (%)	Total disk space on D: (Gb)	Used disk space on D: (Gb)	Free disk space on E: (%)	Total disk space on E: (Gb)	Used disk space on E: (Gb)
2/10/2024	49	249	126	16	265	223	68	100	32
2/9/2024	51	249	121	16	265	223	70	100	30
2/8/2024	52	249	120	16	265	223	71	100	29
2/7/2024	52	249	119	16	265	223	71	100	29
2/6/2024	52	249	119	16	265	223	70	100	30
2/5/2024	53	249	118	16	265	223	71	100	28
2/4/2024	53	249	117	16	265	222	75	100	25

Database Performance RAS_PRD_NEDLIN-ST-APP01_ABS1



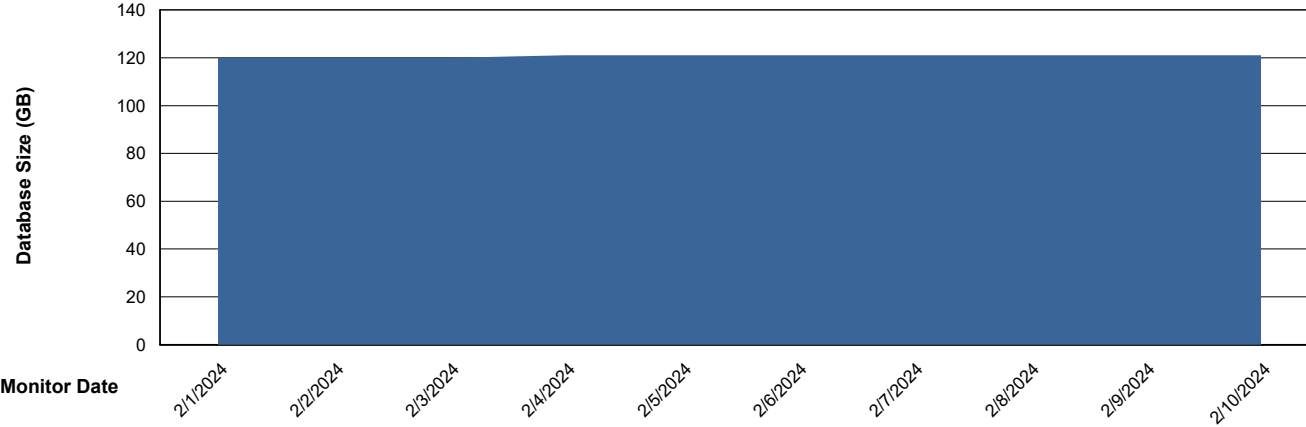
Weekly SLA Customer Report

Customer RAS_Production
 Database ID 189



DATABASE SIZE RAS_PRD_NEDLIN-ST-APP01_ABS1

Database growth over last month



Database Tablespace RAS_PRD_NEDLIN-ST-APP01_ABS1

Date	Tablespace Name	Filesize (Gb)	Usedsize (Gb)	Percentage free
2/10/2024	ABSDATA	60	32	46
	INDX	128	81	37
2/9/2024	ABSDATA	60	32	47
	INDX	128	81	37
2/8/2024	ABSDATA	60	32	47
	INDX	128	81	37
2/7/2024	ABSDATA	60	32	47
	INDX	128	81	37
2/6/2024	ABSDATA	60	32	47
	INDX	128	81	37
2/5/2024	ABSDATA	60	32	47
	INDX	128	81	37
2/4/2024	ABSDATA	60	32	47
	INDX	128	81	37

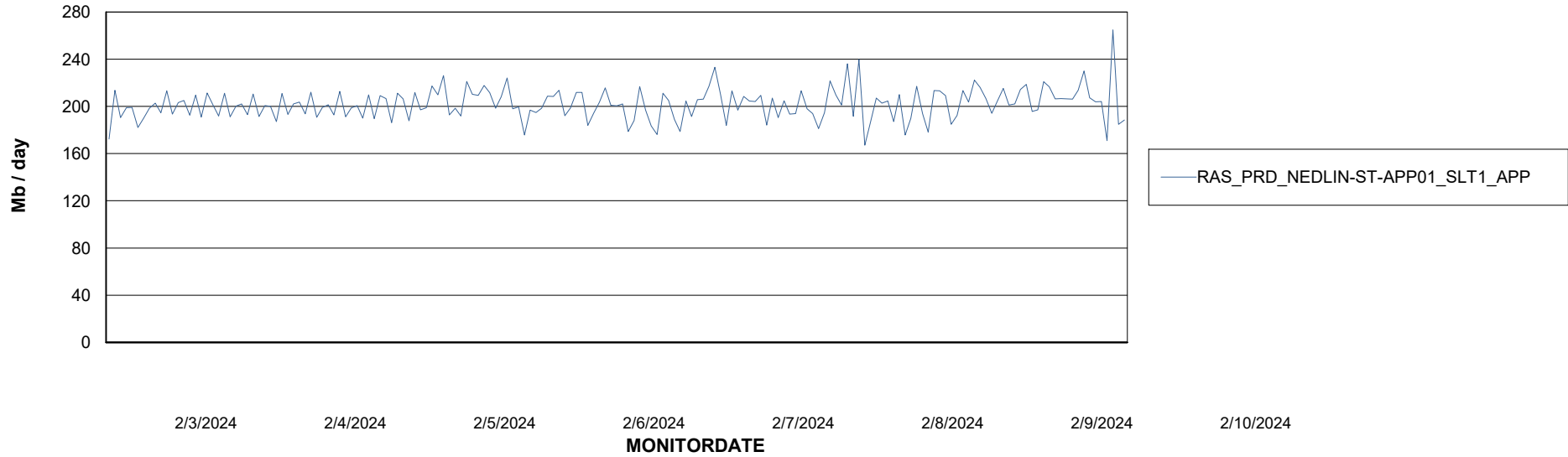
Weekly SLA Customer Report

Customer RAS_Production
Database ID 189

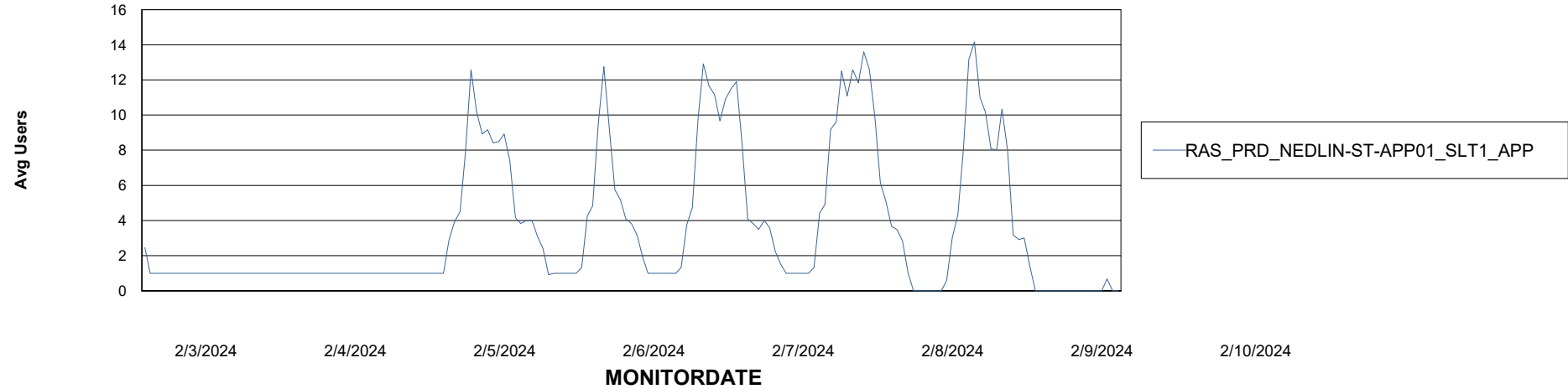


ABSSolute Application Server Services

Avg memory used per ABS Server Service



Avg users per day per ABS server



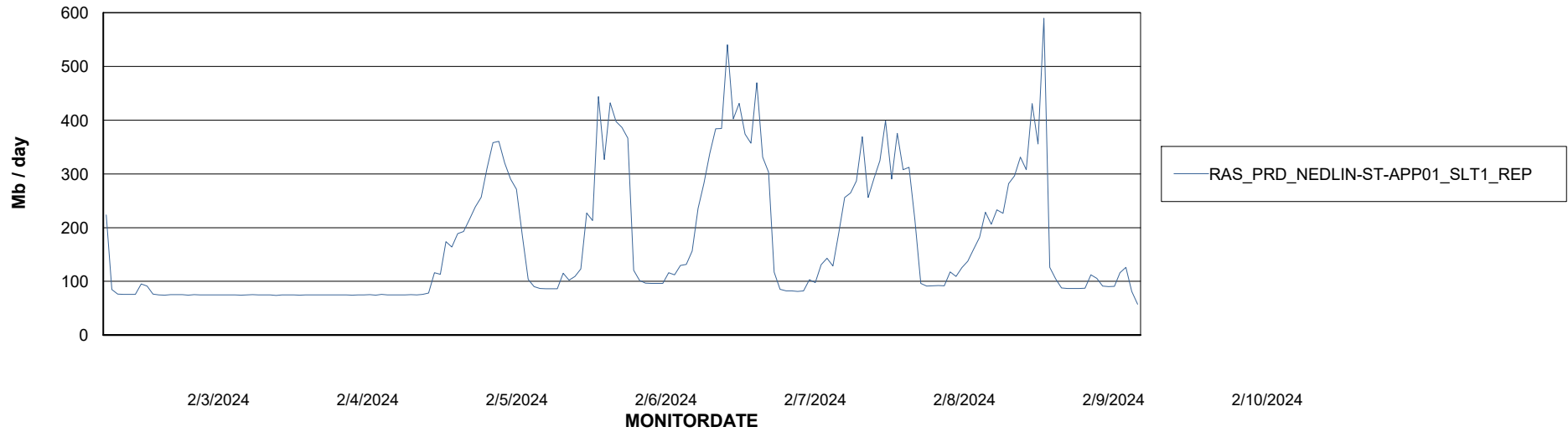
Weekly SLA Customer Report

Customer RAS_Production
Database ID 189



ABSSolute Application ReportServer Services

Avg memory used per ReportServer Service



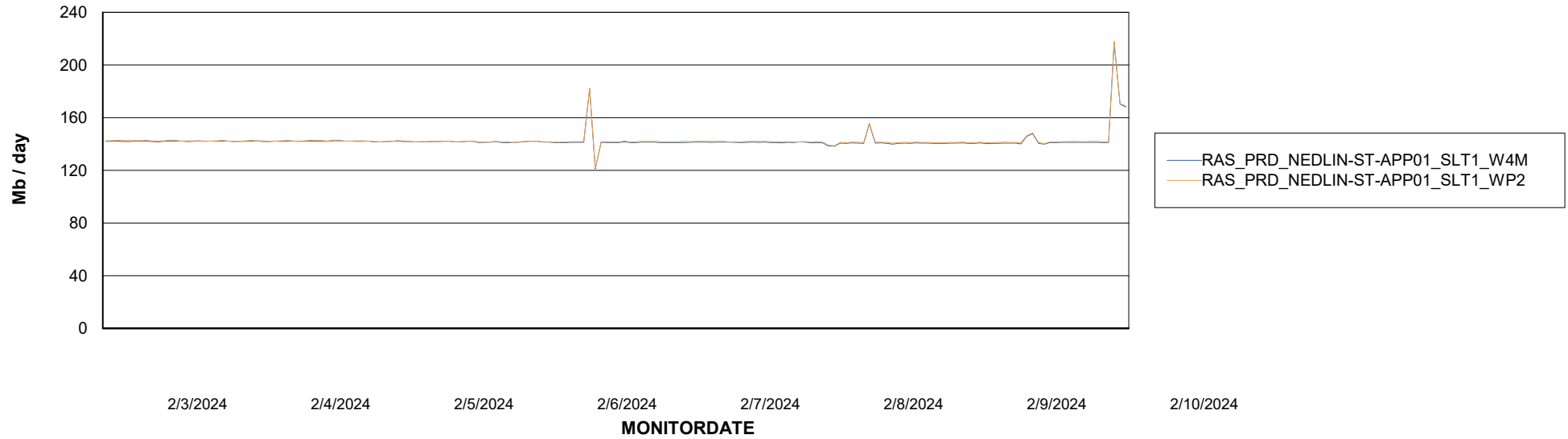
Weekly SLA Customer Report

Customer RAS_Production
Database ID 189



ABSSolute Web Component Services

Avg memory used per ABS Web component



Weekly SLA Customer Report

Customer RAS_Production
Database ID 189



Disaster per ABS component

