

# Weekly SLA Customer Report

Customer ECL\_Production  
Database ID 156



## Harddisk Usage ECL\_PRD\_ECLABS

	Free disk space on C: (%)	Total disk space on C: (Gb)	Used disk space on C: (Gb)	Free disk space on E: (%)	Total disk space on E: (Gb)	Used disk space on E: (Gb)	Free disk space on F: (%)	Used disk space on F: (Gb)
2/10/2024	64	199	71	63	500	185	0	0
2/9/2024	64	199	71	63	500	185	0	0
2/8/2024	64	199	71	63	500	184	0	0
2/7/2024	64	199	71	63	500	184	0	0
2/6/2024	65	199	71	63	500	184	0	0
2/5/2024	65	199	71	63	500	184	0	0
2/4/2024	64	199	71	63	500	184	20	392

## Harddisk Usage ECL\_PRD\_ECLABS-TEST

	Free disk space on C: (%)	Total disk space on C: (Gb)	Used disk space on C: (Gb)	Free disk space on E: (%)	Total disk space on E: (Gb)	Used disk space on E: (Gb)
2/10/2024	66	199	68	50	500	251
2/9/2024	66	199	68	50	500	252
2/8/2024	66	199	68	50	500	251
2/7/2024	66	199	68	50	500	251
2/6/2024	66	199	67	50	500	251
2/5/2024	66	199	67	50	500	251
2/4/2024	68	199	64	50	500	250

# Weekly SLA Customer Report

Customer ECL\_Production  
Database ID 156



Harddisk Usage ECL\_PRD\_ECLABS-WEB

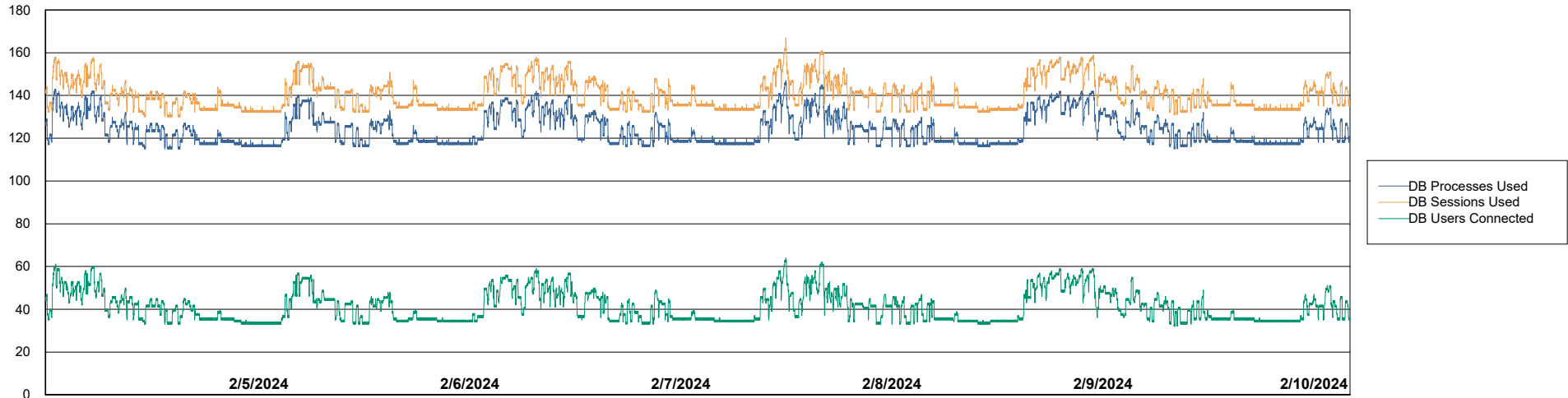
	Free disk space on C: (%)	Total disk space on C: (Gb)	Used disk space on C: (Gb)
2/10/2024	49	99	50
2/9/2024	49	99	50
2/8/2024	49	99	50
2/7/2024	50	99	50
2/6/2024	51	99	49
2/5/2024	50	99	49
2/4/2024	51	99	49

# Weekly SLA Customer Report

Customer ECL\_Production  
Database ID 156



Database Performance ECL\_PRD\_ECLABS\_ABS1



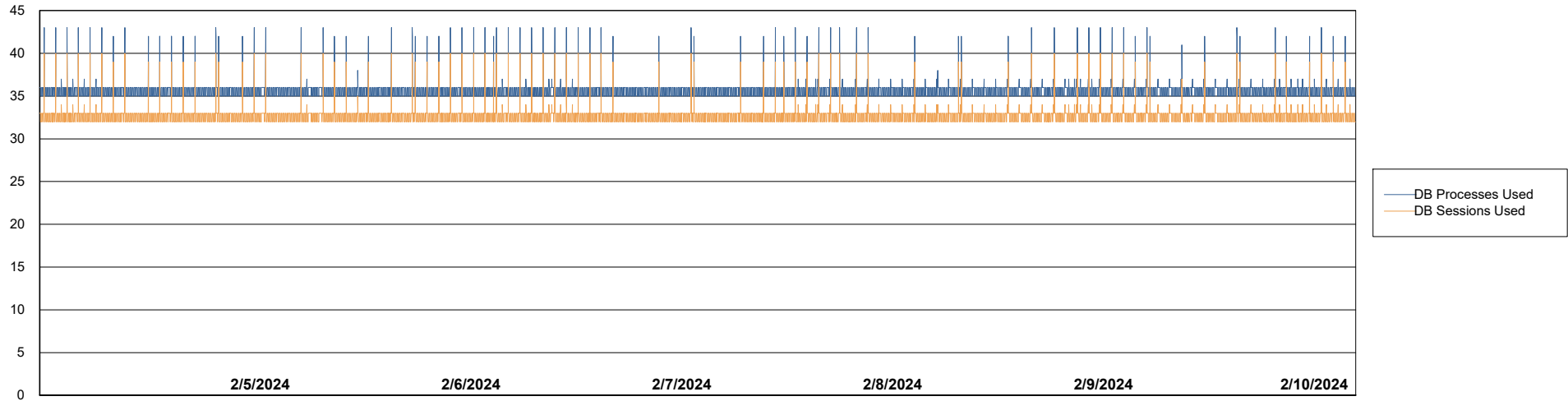
# Weekly SLA Customer Report

Customer ECL\_Production  
Database ID 156



Database Performance ECL\_PRD\_ECLABS-TEST\_HSBABS1

DB Processes Max 1,000



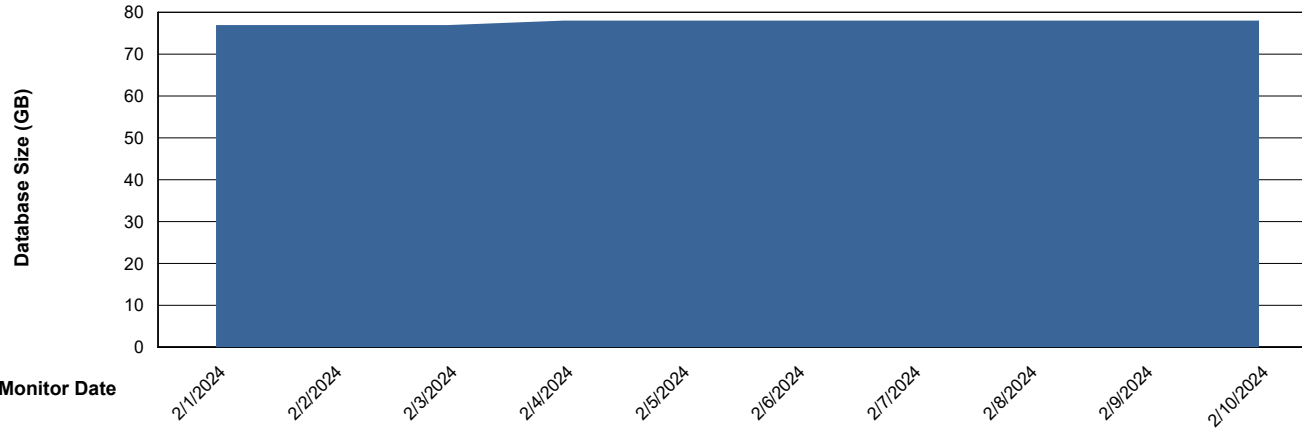
# Weekly SLA Customer Report

Customer ECL\_Production  
 Database ID 156



**DATABASE SIZE** ECL\_PRD\_ECLABS\_ABS1

**Database growth over last month**



**Database Tablespace** ECL\_PRD\_ECLABS\_ABS1

Date	Tablespace Name	Filesize (Gb)	Usedsize (Gb)	Percentage free
2/10/2024	ABSDATA	81	56	31
	INDX	10	6	36
2/9/2024	ABSDATA	81	56	31
	INDX	10	6	36
2/8/2024	ABSDATA	81	56	31
	INDX	10	6	36
2/7/2024	ABSDATA	81	56	31
	INDX	10	6	36
2/6/2024	ABSDATA	81	56	31
	INDX	10	6	36
2/5/2024	ABSDATA	81	56	31
	INDX	10	6	36
2/4/2024	ABSDATA	81	56	31
	INDX	10	6	36

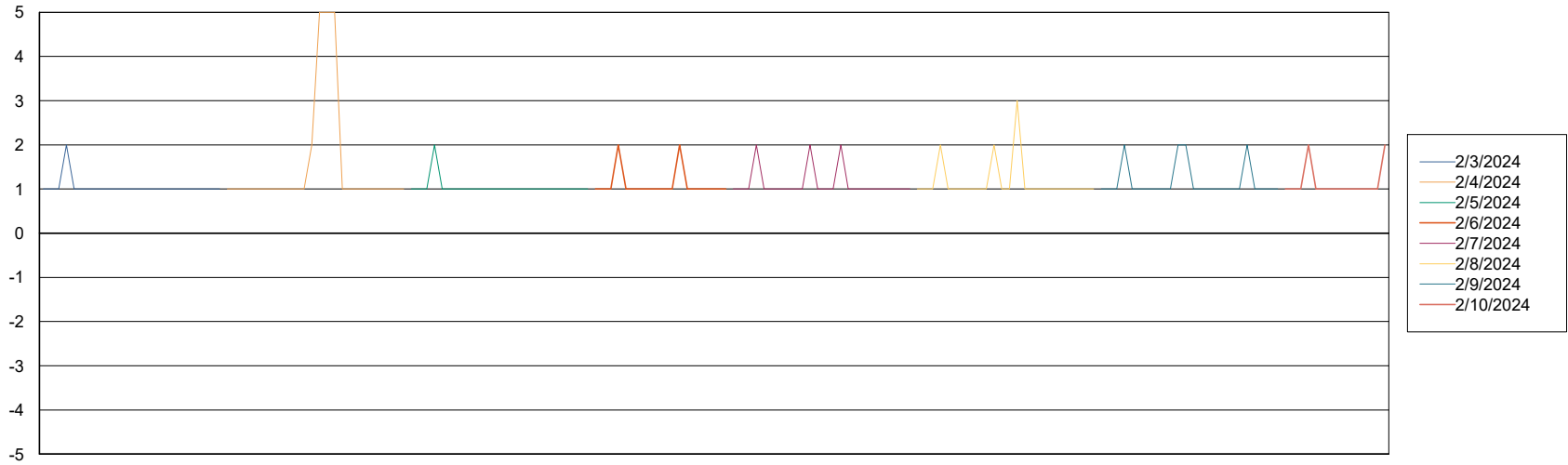
# Weekly SLA Customer Report

Customer ECL\_Production  
Database ID 156



Standby Database Health ECL\_Production

### Recovery lag for last 7 days



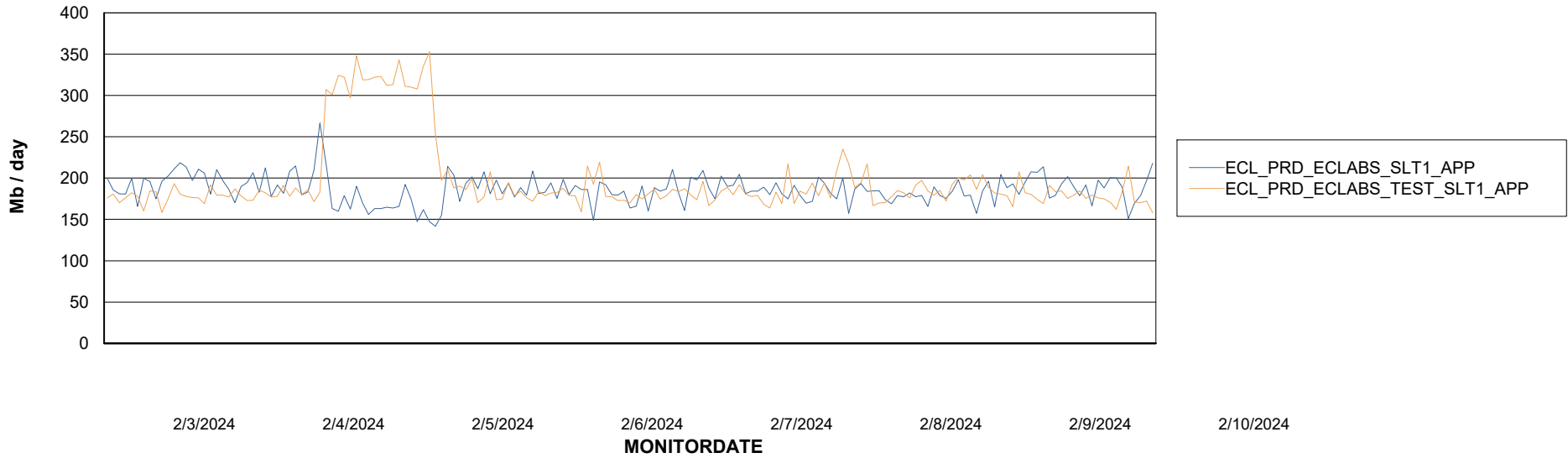
# Weekly SLA Customer Report

Customer ECL\_Production  
Database ID 156

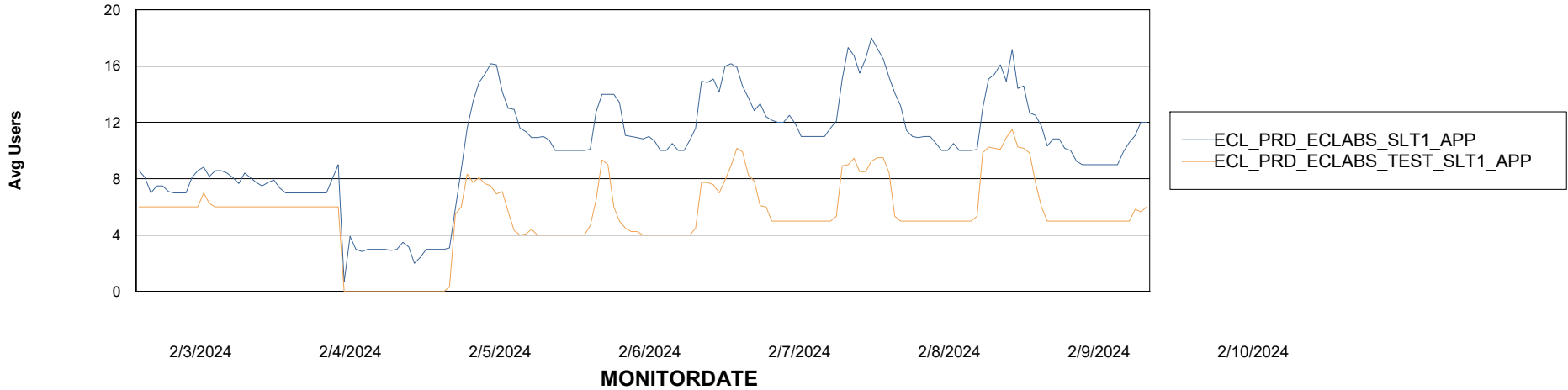


## ABSSolute Application Server Services

### Avg memory used per ABS Server Service



### Avg users per day per ABS server



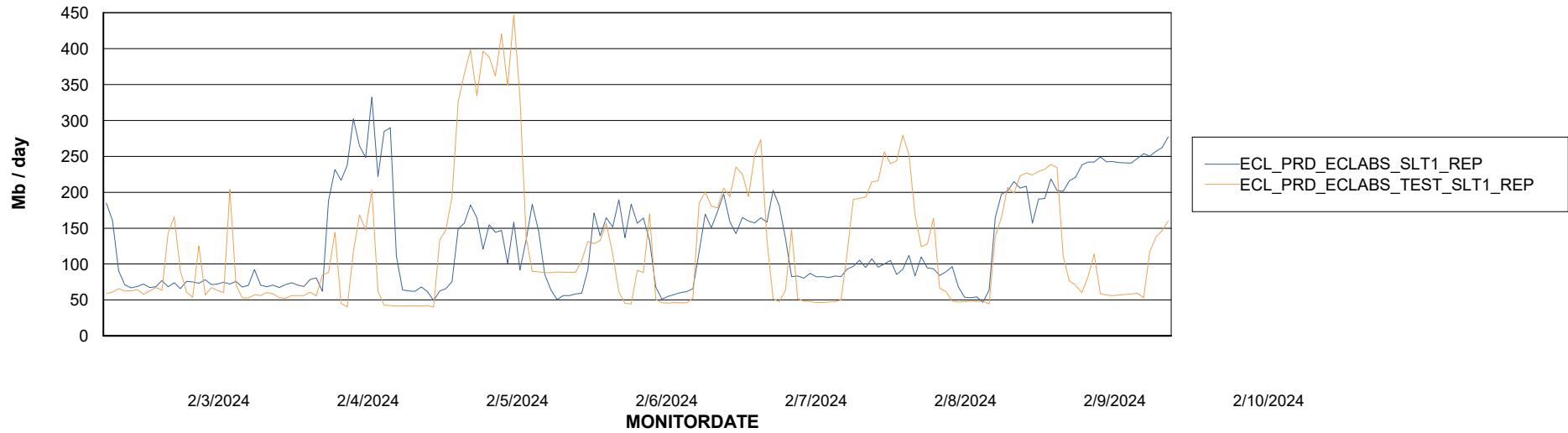
# Weekly SLA Customer Report

Customer ECL\_Production  
Database ID 156



## ABSSolute Application ReportServer Services

### Avg memory used per ReportServer Service



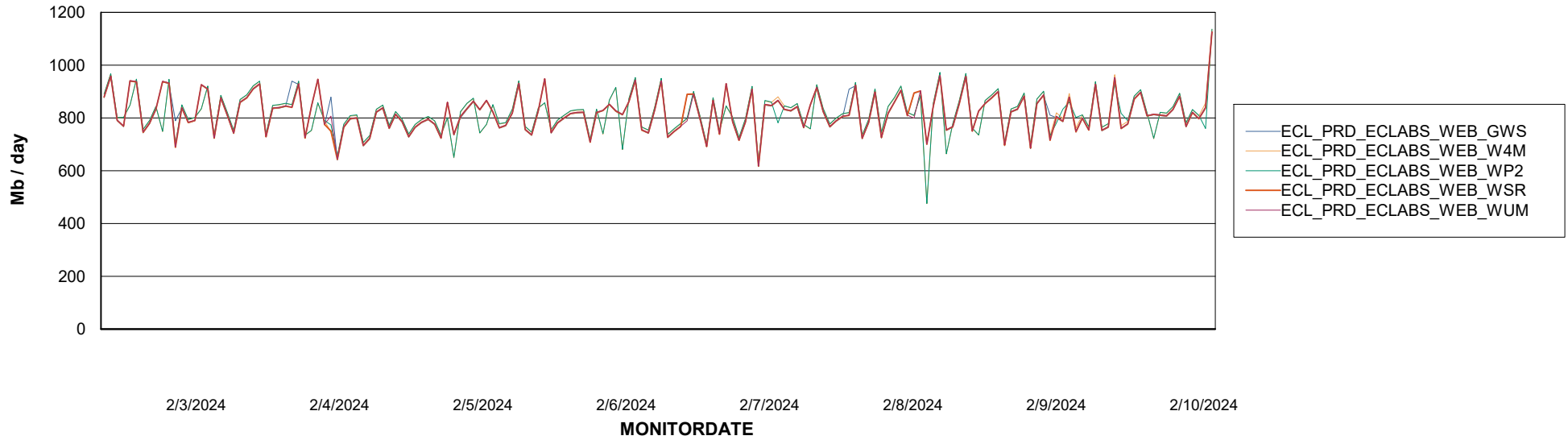
# Weekly SLA Customer Report

Customer ECL\_Production  
Database ID 156



## ABSSolute Web Component Services

### Avg memory used per ABS Web component



# Weekly SLA Customer Report

Customer ECL\_Production  
Database ID 156



## Disaster per ABS component

