

Weekly SLA Customer Report

Customer BNL_Production
 Database ID 83



Harddisk Usage BNL_PRD_BSNLP-VM-ABSD02

	Free disk space on C: (%)	Total disk space on C: (Gb)	Used disk space on C: (Gb)	Free disk space on D: (%)	Total disk space on D: (Gb)	Used disk space on D: (Gb)	Free disk space on E: (%)	Total disk space on E: (Gb)	Used disk space on E: (Gb)	Free disk space on F: (%)
2/10/2024	51	127	62	60	1,512	608	86	500	71	80
2/9/2024	51	127	62	61	1,512	595	85	500	77	80
2/8/2024	51	127	62	58	1,512	628	87	500	66	80
2/7/2024	51	127	62	62	1,512	576	89	500	55	80
2/6/2024	51	127	62	61	1,512	584	89	500	53	80
2/5/2024	51	127	62	62	1,512	579	88	500	60	80
2/4/2024	51	127	62	62	1,512	579	89	500	53	80

Harddisk Usage BNL_PRD_BSNLP-VM-ABSD03

	Free disk space on C: (%)	Total disk space on C: (Gb)	Used disk space on C: (Gb)	Free disk space on D: (%)	Total disk space on D: (Gb)	Used disk space on D: (Gb)	Free disk space on E: (%)	Total disk space on E: (Gb)	Used disk space on E: (Gb)	Free disk space on F: (%)
2/10/2024	48	127	66	79	1,512	320	78	500	110	80
2/9/2024	48	127	66	77	1,512	351	78	500	108	80
2/8/2024	48	127	66	78	1,512	333	78	500	110	80
2/7/2024	48	127	66	81	1,512	285	77	500	116	80
2/6/2024	48	127	66	81	1,512	286	77	500	117	80
2/5/2024	48	127	66	81	1,512	287	76	500	118	80
2/4/2024	48	127	66	81	1,512	287	77	500	114	80

Weekly SLA Customer Report

Customer BNL_Production
Database ID 83



Harddisk Usage BNL_PRD_bsnlp-vm-absw01

	Free disk space on C: (%)	Total disk space on C: (Gb)	Used disk space on C: (Gb)	Free disk space on D: (%)	Total disk space on D: (Gb)	Used disk space on D: (Gb)	Free disk space on E: (%)	Total disk space on E: (Gb)	Used disk space on E: (Gb)
2/10/2024	80	127	26	96	128	5	87	16	2
2/9/2024	80	127	26	96	128	5	87	16	2
2/8/2024	80	127	26	96	128	5	87	16	2
2/7/2024	80	127	26	96	128	5	87	16	2
2/6/2024	80	127	26	96	128	5	87	16	2
2/5/2024	80	127	26	96	128	5	87	16	2
2/4/2024	80	127	26	96	128	5	87	16	2

Harddisk Usage BNL_PRD_vm-absa01

	Free disk space on C: (%)	Total disk space on C: (Gb)	Used disk space on C: (Gb)	Free disk space on D: (%)	Total disk space on D: (Gb)	Used disk space on D: (Gb)	Free disk space on E: (%)	Total disk space on E: (Gb)	Used disk space on E: (Gb)
2/10/2024	72	127	35	82	127	23	92	64	5
2/9/2024	72	127	35	82	127	23	92	64	5
2/8/2024	72	127	35	82	127	23	92	64	5
2/7/2024	72	127	35	85	127	19	92	64	5
2/6/2024	72	127	35	87	127	17	92	64	5
2/5/2024	72	127	35	87	127	17	92	64	5
2/4/2024	72	127	35	87	127	17	92	64	5

Weekly SLA Customer Report

Customer BNL_Production
Database ID 83



Harddisk Usage BNL_PRD_vm-absa02

	Free disk space on C: (%)	Total disk space on C: (Gb)	Used disk space on C: (Gb)	Free disk space on D: (%)	Total disk space on D: (Gb)	Used disk space on D: (Gb)	Free disk space on E: (%)	Total disk space on E: (Gb)	Used disk space on E: (Gb)
2/10/2024	74	127	33	80	127	25	92	64	5
2/9/2024	74	127	33	80	127	25	92	64	5
2/8/2024	74	127	33	80	127	25	92	64	5
2/7/2024	74	127	33	80	127	25	92	64	5
2/6/2024	74	127	32	80	127	25	92	64	5
2/5/2024	74	127	32	80	127	25	92	64	5
2/4/2024	74	127	32	80	127	25	92	64	5

Harddisk Usage BNL_PRD_vm-absa03

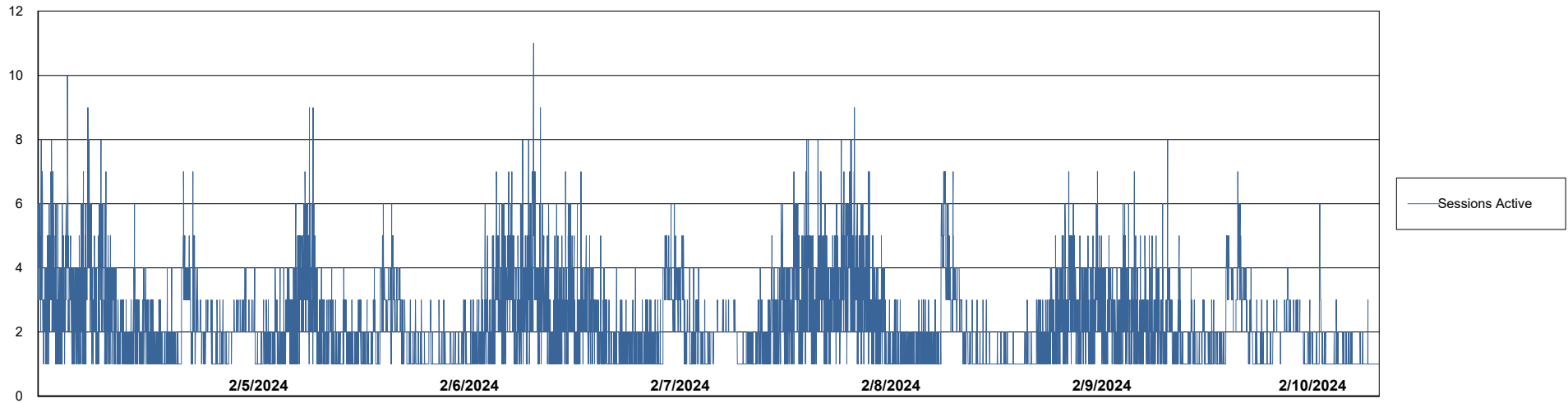
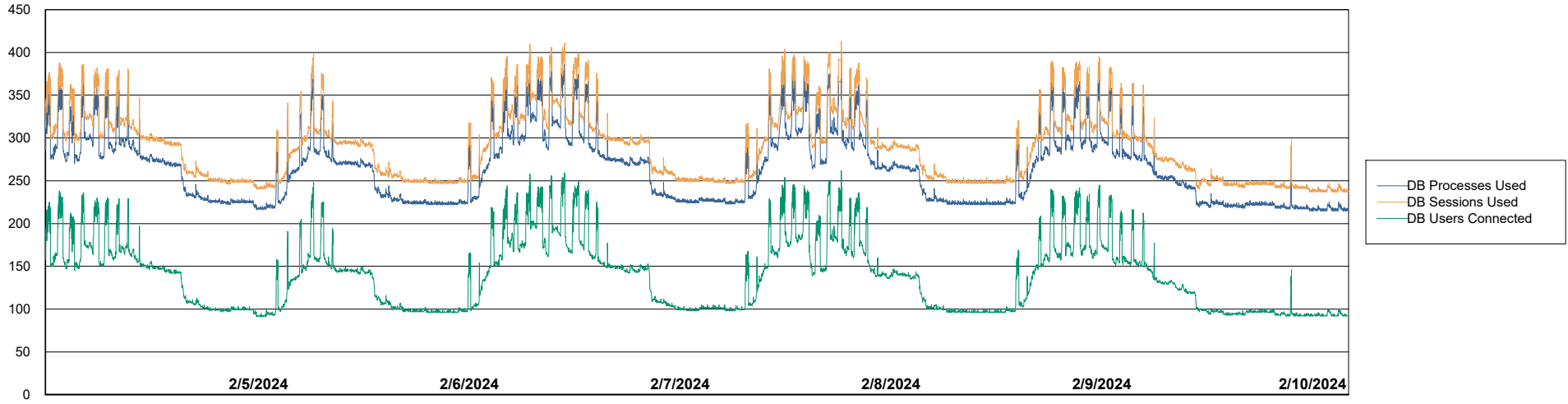
	Free disk space on C: (%)	Total disk space on C: (Gb)	Used disk space on C: (Gb)	Free disk space on D: (%)	Total disk space on D: (Gb)	Used disk space on D: (Gb)	Free disk space on E: (%)	Total disk space on E: (Gb)	Used disk space on E: (Gb)
2/10/2024	70	127	38	34	127	84	92	64	5
2/9/2024	70	127	38	34	127	84	92	64	5
2/8/2024	70	127	38	34	127	84	92	64	5
2/7/2024	70	127	38	34	127	84	92	64	5
2/6/2024	70	127	38	34	127	84	92	64	5
2/5/2024	70	127	38	34	127	84	92	64	5
2/4/2024	70	127	38	34	127	84	92	64	5

Weekly SLA Customer Report

Customer BNL_Production
Database ID 83



Database Performance BNLDB_Production



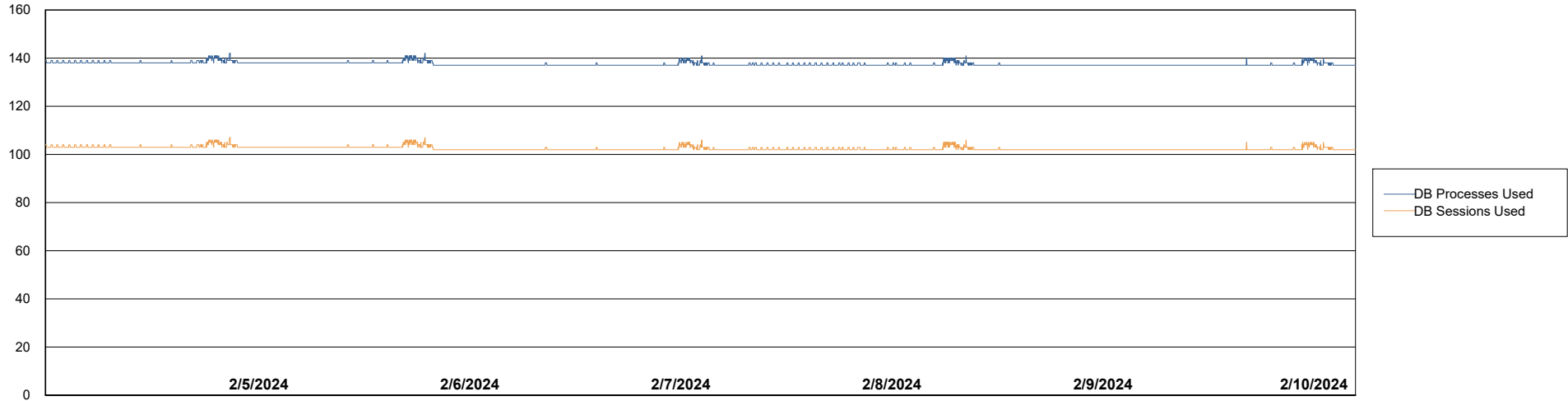
Weekly SLA Customer Report

Customer BNL_Production
Database ID 83



Database Performance BNLDB_Standby

DB Processes Max 1,000
DB Processes Max 0
DB Processes Max 4



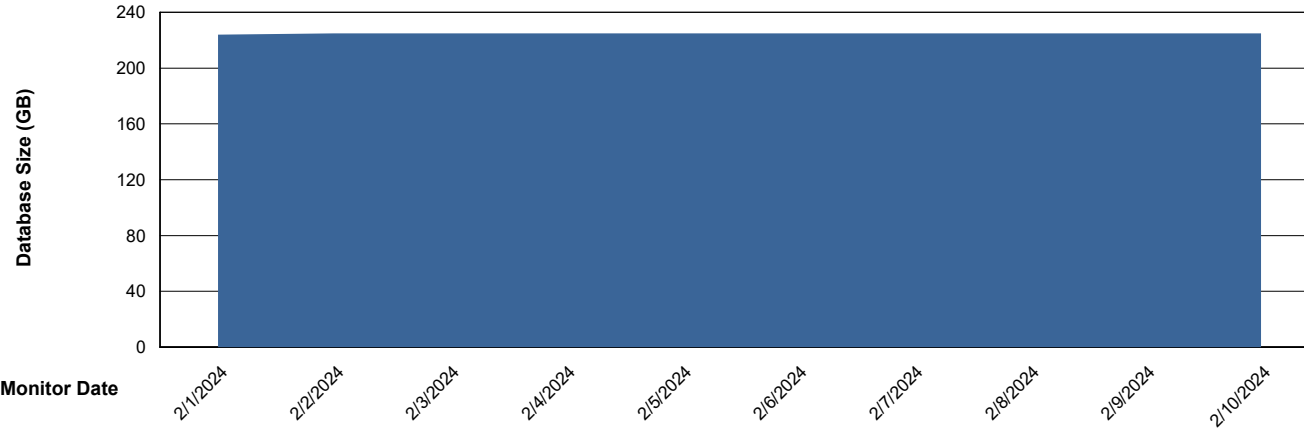
Weekly SLA Customer Report

Customer BNL_Production
 Database ID 83



DATABASE SIZE BNLDB_Production

Database growth over last month



Database Tablespace BNLDB_Production

Date	Tablespace Name	Filesize (Gb)	Usedsize (Gb)	Percentage free
2/10/2024	ABSDATA	105	68	35
	INDX	200	147	26
2/9/2024	ABSDATA	105	68	35
	INDX	200	147	26
2/8/2024	ABSDATA	105	68	35
	INDX	200	147	26
2/7/2024	ABSDATA	105	68	35
	INDX	200	147	26
2/6/2024	ABSDATA	105	68	35
	INDX	200	147	26
2/5/2024	ABSDATA	105	68	35
	INDX	200	147	26
2/4/2024	ABSDATA	105	68	35
	INDX	200	147	26

Weekly SLA Customer Report

Customer BNL_Production
Database ID 83



Standby Database Health BNL_Production

Recovery lag for last 7 days



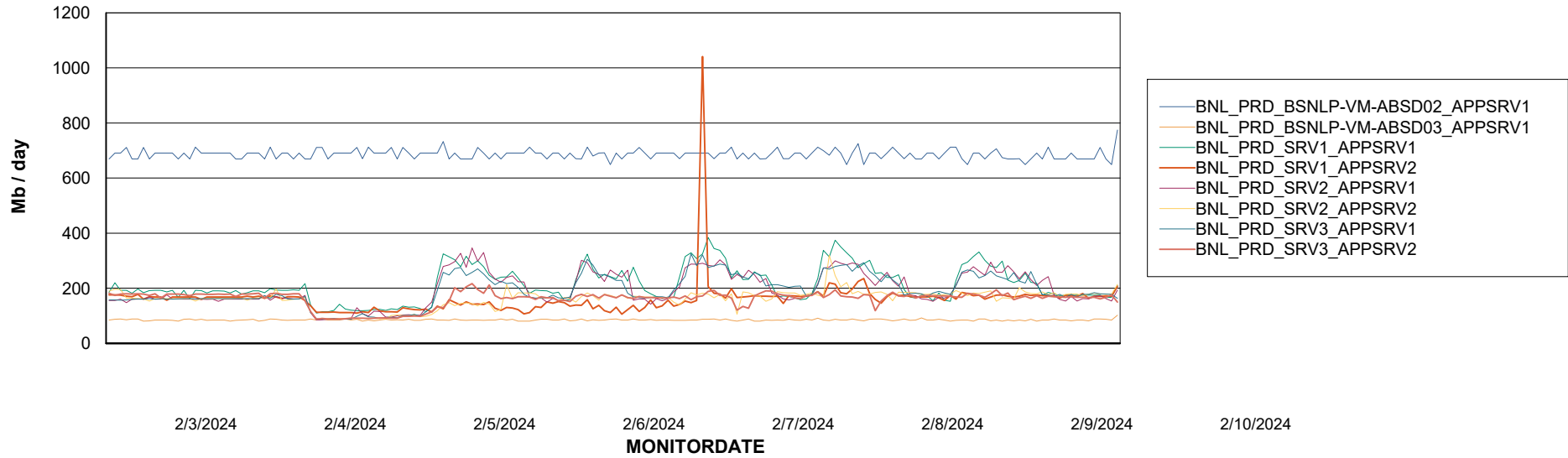
Weekly SLA Customer Report

Customer BNL_Production
Database ID 83

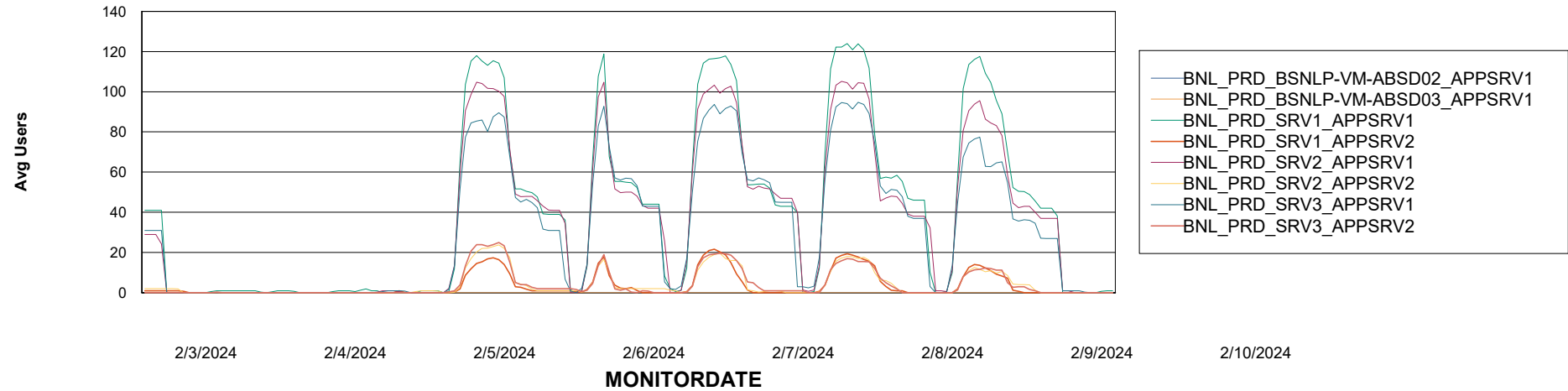


ABSSolute Application Server Services

Avg memory used per ABS Server Service



Avg users per day per ABS server



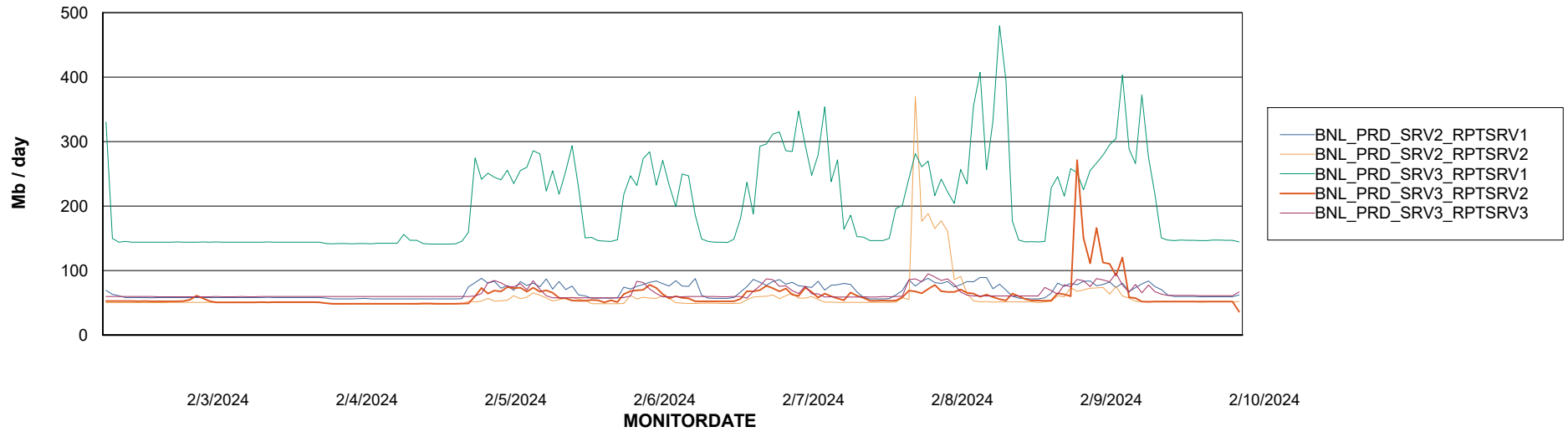
Weekly SLA Customer Report

Customer BNL_Production
Database ID 83



ABSSolute Web Component Services

Avg memory used per ReportServer Service



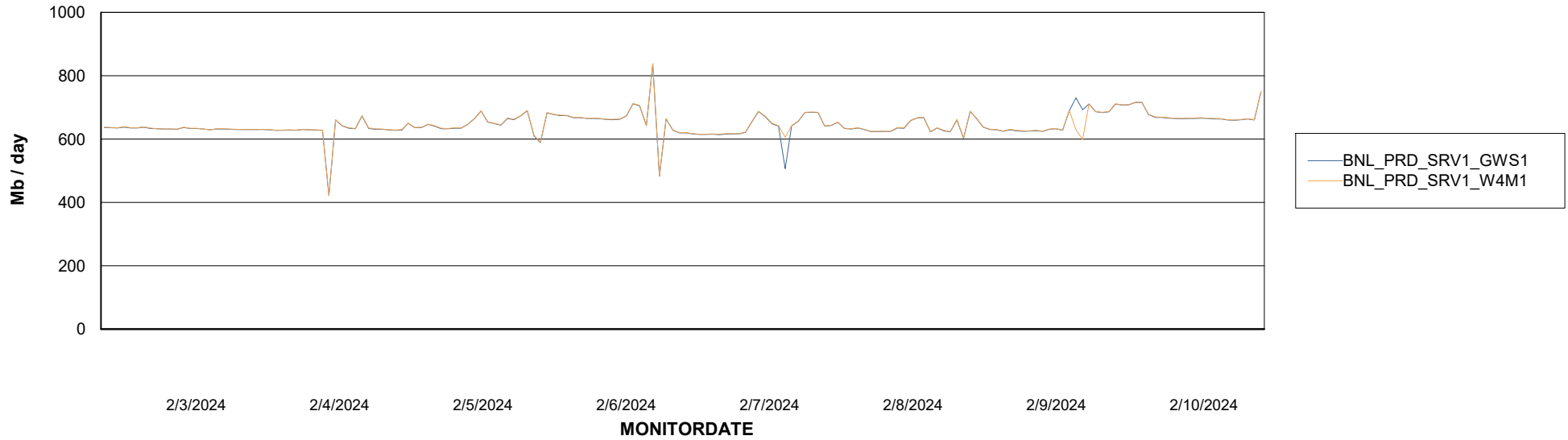
Weekly SLA Customer Report

Customer BNL_Production
Database ID 83



ABSSolute Web Component Services

Avg memory used per ABS Web component



Weekly SLA Customer Report

Customer BNL_Production
Database ID 83



Disaster per ABS component

