

Weekly SLA Customer Report

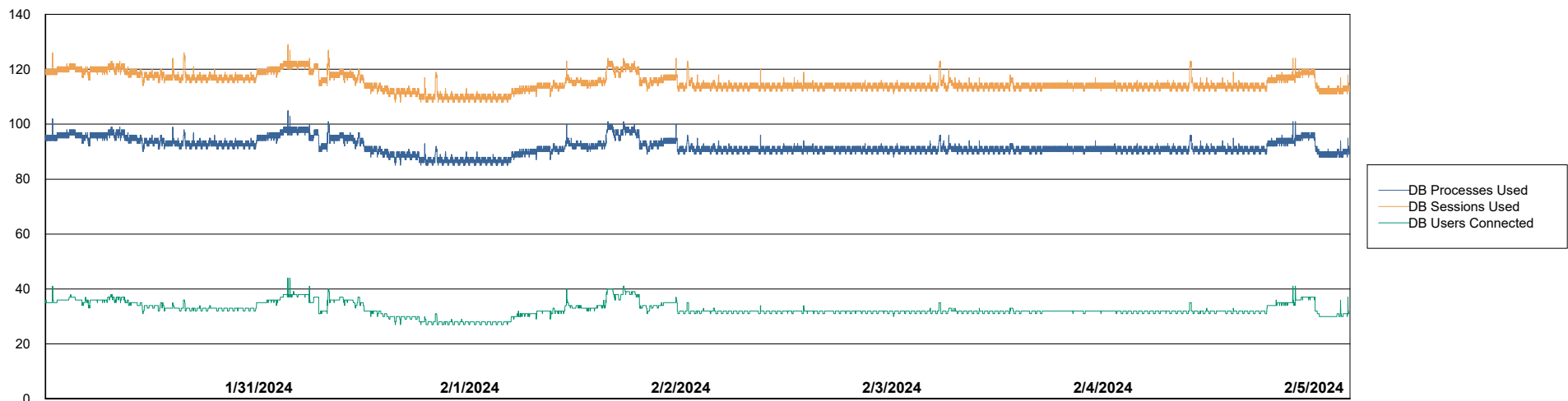
Customer RAS_Production
 Database ID 189



Harddisk Usage RAS_PRD_NEDLIN-ST-APP01

	Free disk space on C: (%)	Total disk space on C: (Gb)	Used disk space on C: (Gb)	Free disk space on D: (%)	Total disk space on D: (Gb)	Used disk space on D: (Gb)	Free disk space on E: (%)	Total disk space on E: (Gb)	Used disk space on E: (Gb)
2/5/2024	53	249	118	16	265	223	72	100	28
2/4/2024	53	249	117	16	265	222	75	100	25
2/3/2024	53	249	118	17	265	220	80	100	20
2/2/2024	53	249	117	17	265	220	80	100	20
2/1/2024	53	249	117	17	265	220	80	100	20
1/31/2024	47	249	132	17	265	220	72	100	27
1/30/2024	45	249	136	17	265	220	71	100	29

Database Performance RAS_PRD_NEDLIN-ST-APP01_ABS1



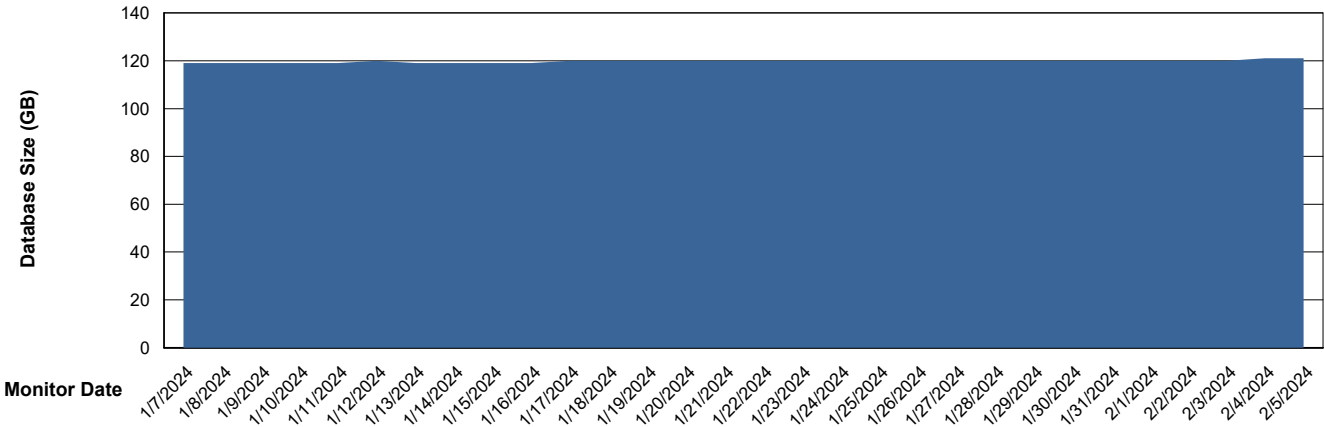
Weekly SLA Customer Report

Customer RAS_Production
 Database ID 189



DATABASE SIZE RAS_PRD_NEDLIN-ST-APP01_ABS1

Database growth over last month



Database Tablespace RAS_PRD_NEDLIN-ST-APP01_ABS1

Date	Tablespace Name	Filesize (Gb)	Usedsize (Gb)	Percentage free
2/5/2024	ABSDATA	60	32	47
	INDX	128	81	37
2/4/2024	ABSDATA	60	32	47
	INDX	128	81	37
2/3/2024	ABSDATA	60	32	47
	INDX	128	81	37
2/2/2024	ABSDATA	60	32	47
	INDX	128	81	37
2/1/2024	ABSDATA	60	32	47
	INDX	128	81	37
1/31/2024	ABSDATA	60	32	47
	INDX	128	81	37
1/30/2024	ABSDATA	60	32	47
	INDX	128	81	37

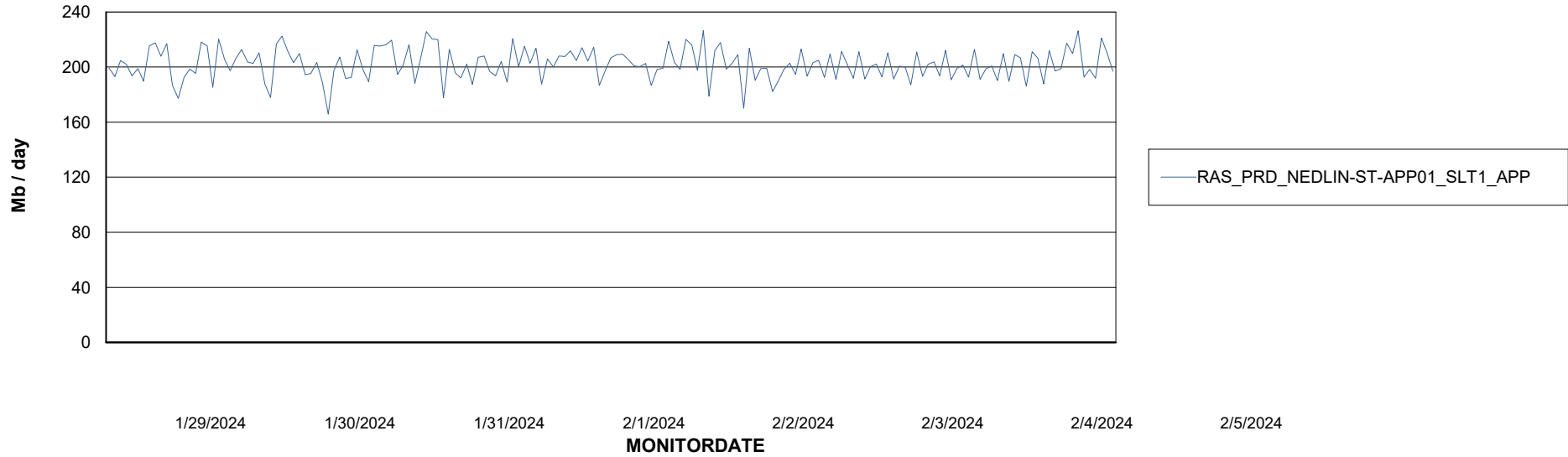
Weekly SLA Customer Report

Customer RAS_Production
Database ID 189

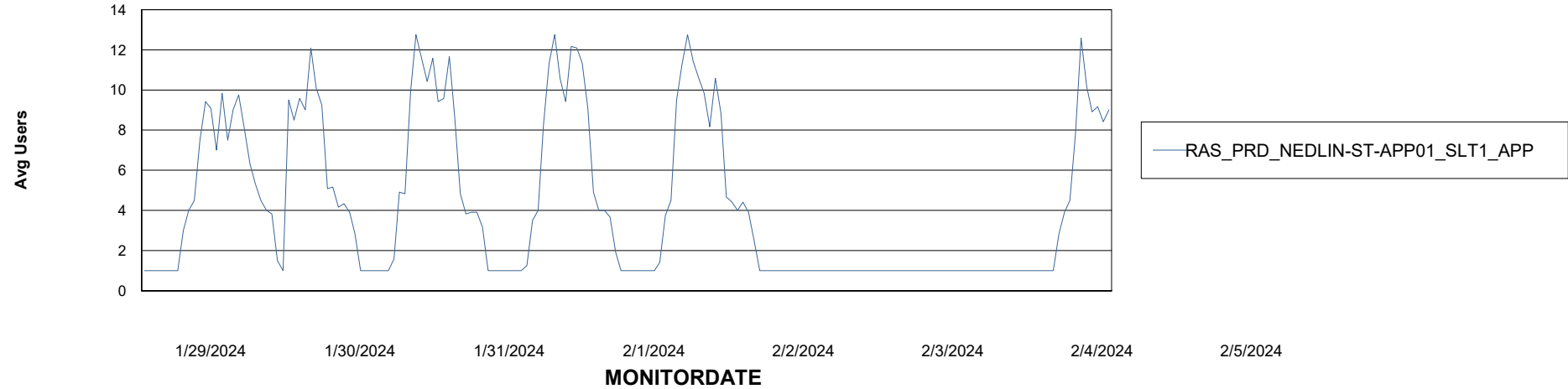


ABSSolute Application Server Services

Avg memory used per ABS Server Service



Avg users per day per ABS server



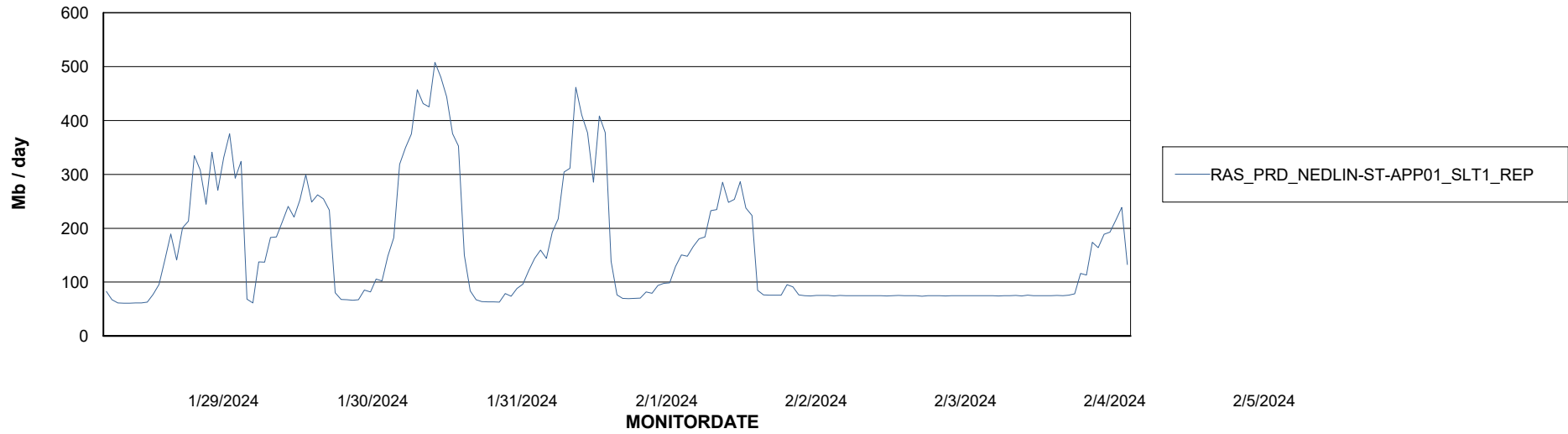
Weekly SLA Customer Report

Customer RAS_Production
Database ID 189



ABSSolute Application ReportServer Services

Avg memory used per ReportServer Service



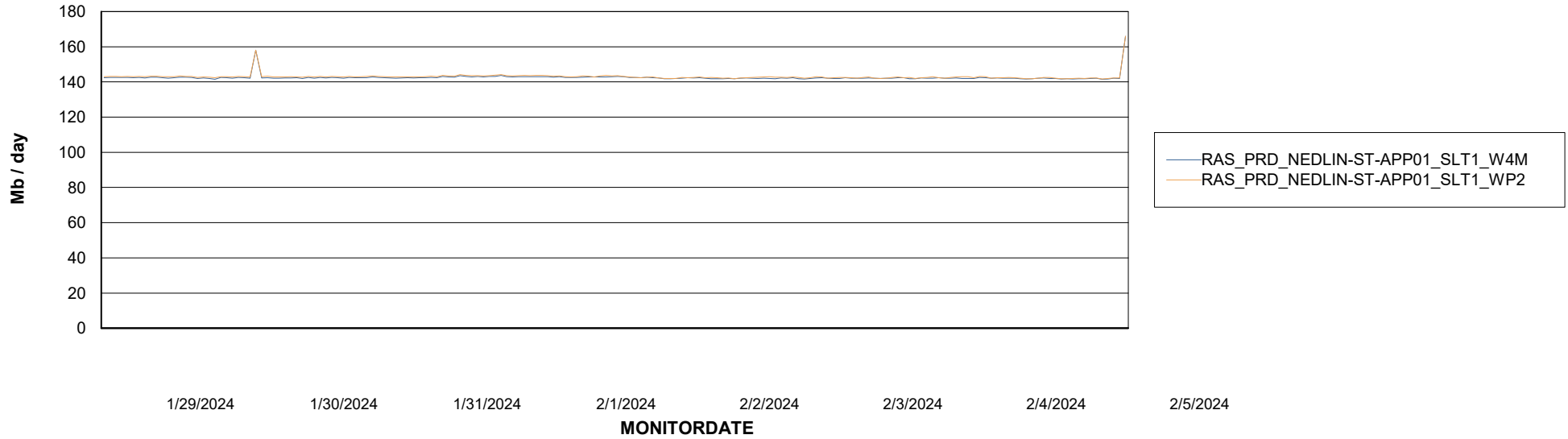
Weekly SLA Customer Report

Customer RAS_Production
Database ID 189



ABSSolute Web Component Services

Avg memory used per ABS Web component



Weekly SLA Customer Report

Customer RAS_Production
Database ID 189



Disaster per ABS component

