

Weekly SLA Customer Report

Customer KBR_Production
 Database ID 117



Harddisk Usage BI-DBSRV

	Free disk space on C: (%)	Total disk space on C: (Gb)	Used disk space on C: (Gb)	Free disk space on D: (%)	Total disk space on D: (Gb)	Used disk space on D: (Gb)	Free disk space on E: (%)	Total disk space on E: (Gb)	Used disk space on E: (Gb)
2/5/2024	20	100	79	77	500	116	32	310	211
2/4/2024	21	100	79	77	500	116	29	310	219
2/3/2024	21	100	79	77	500	115	30	310	218
2/2/2024	21	100	79	77	500	115	29	310	219
2/1/2024	21	100	79	77	500	115	29	310	221
1/31/2024	21	100	79	77	500	115	30	310	217
1/30/2024	21	100	78	77	500	115	33	310	208

Harddisk Usage KBR_PRD_APPSRV1

	Free disk space on C: (%)	Total disk space on C: (Gb)	Used disk space on C: (Gb)
2/5/2024	32	149	102
2/4/2024	32	149	102
2/3/2024	32	149	102
2/2/2024	31	149	103
2/1/2024	30	149	104
1/31/2024	33	149	100
1/30/2024	33	149	100

Weekly SLA Customer Report

Customer KBR_Production
 Database ID 117



Harddisk Usage KBR_PRD_APPSRV2

	Free disk space on C: (%)	Total disk space on C: (Gb)	Used disk space on C: (Gb)
2/5/2024	42	99	58
2/4/2024	42	99	58
2/3/2024	42	99	58
2/2/2024	40	99	60
2/1/2024	40	99	60
1/31/2024	41	99	59
1/30/2024	41	99	59

Harddisk Usage KBR_PRD_DB-SRV1

	Free disk space on C: (%)	Total disk space on C: (Gb)	Used disk space on C: (Gb)	Free disk space on D: (%)	Total disk space on D: (Gb)	Used disk space on D: (Gb)	Free disk space on E: (%)	Total disk space on E: (Gb)	Used disk space on E: (Gb)
2/5/2024	35	99	64	85	800	119	77	400	92
2/4/2024	35	99	64	85	800	119	77	400	90
2/3/2024	35	99	65	85	800	119	77	400	90
2/2/2024	35	99	64	85	800	119	77	400	91
2/1/2024	35	99	64	85	800	119	77	400	92
1/31/2024	35	99	64	85	800	119	78	400	90
1/30/2024	35	99	64	85	800	119	78	400	88

Weekly SLA Customer Report

Customer KBR_Production
 Database ID 117



Harddisk Usage KBR_PRD_DB-SRV2

	Free disk space on C: (%)	Total disk space on C: (Gb)	Used disk space on C: (Gb)	Free disk space on D: (%)	Total disk space on D: (Gb)	Used disk space on D: (Gb)	Free disk space on E: (%)	Total disk space on E: (Gb)	Used disk space on E: (Gb)
2/5/2024	39	99	60	88	800	100	79	400	84
2/4/2024	39	99	60	88	800	100	79	400	83
2/3/2024	40	99	60	88	800	100	79	400	83
2/2/2024	40	99	60	88	800	100	79	400	84
2/1/2024	40	99	60	88	800	100	79	400	85
1/31/2024	40	99	60	88	800	100	79	400	83
1/30/2024	40	99	59	88	800	100	80	400	82

Harddisk Usage KBR_PRD_WEBSRV1

	Free disk space on / (%)	Total disk space on / (Gb)	Used disk space on / (Gb)	Free disk space on /boot (%)	Total disk space on /boot (Gb)	Used disk space on /boot (Gb)
2/5/2024	77	55	13	58	1	0
2/4/2024	77	55	13	58	1	0
2/3/2024	77	55	13	58	1	0
2/2/2024	77	55	13	58	1	0
2/1/2024	76	55	13	58	1	0
1/31/2024	76	55	13	58	1	0
1/30/2024	76	55	13	58	1	0

Weekly SLA Customer Report

Customer KBR_Production
 Database ID 117



Harddisk Usage KBR_PRD_WEBSRV2

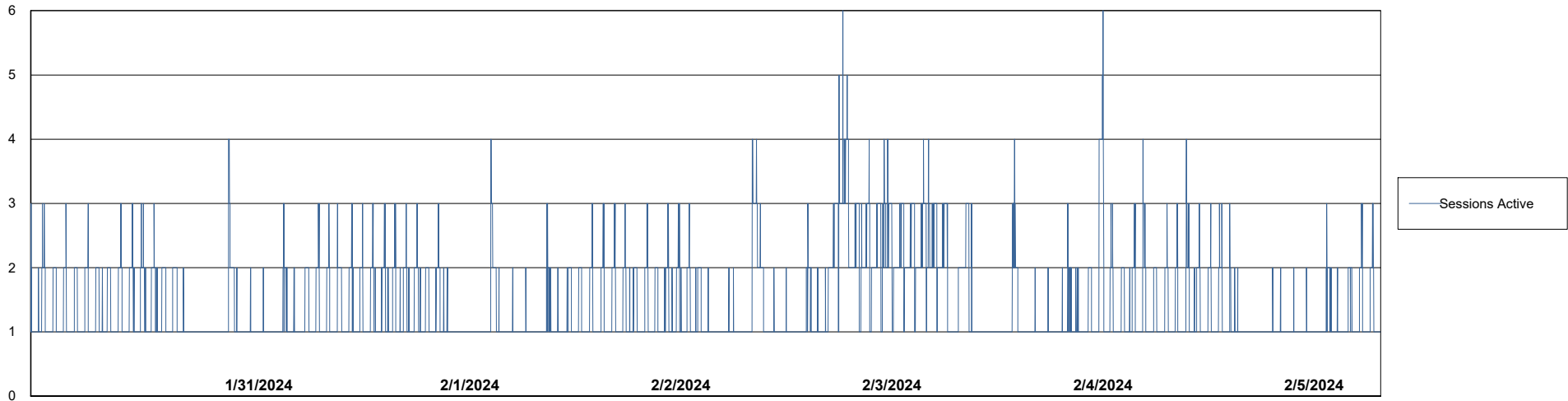
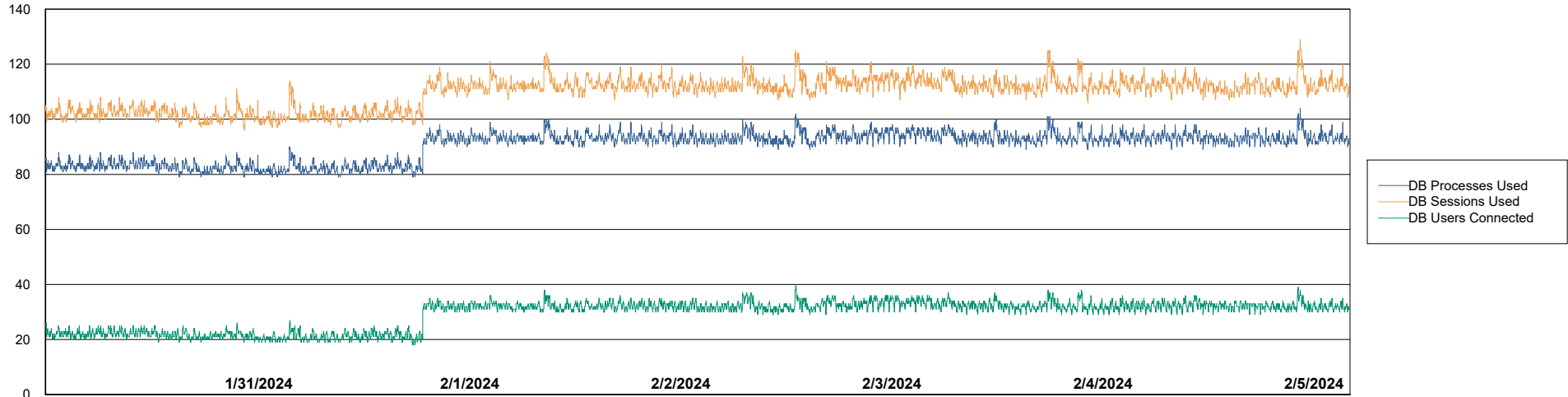
	Free disk space on / (%)	Total disk space on / (Gb)	Used disk space on / (Gb)	Free disk space on /boot (%)	Total disk space on /boot (Gb)	Used disk space on /boot (Gb)
2/5/2024	82	55	10	59	1	0
2/4/2024	82	55	10	59	1	0
2/3/2024	82	55	10	59	1	0
2/2/2024	82	55	10	59	1	0
2/1/2024	82	55	10	59	1	0
1/31/2024	82	55	10	59	1	0
1/30/2024	82	55	10	59	1	0

Weekly SLA Customer Report

Customer KBR_Production
Database ID 117



Database Performance KBR_PRD_BI-DBSRV_ABS1

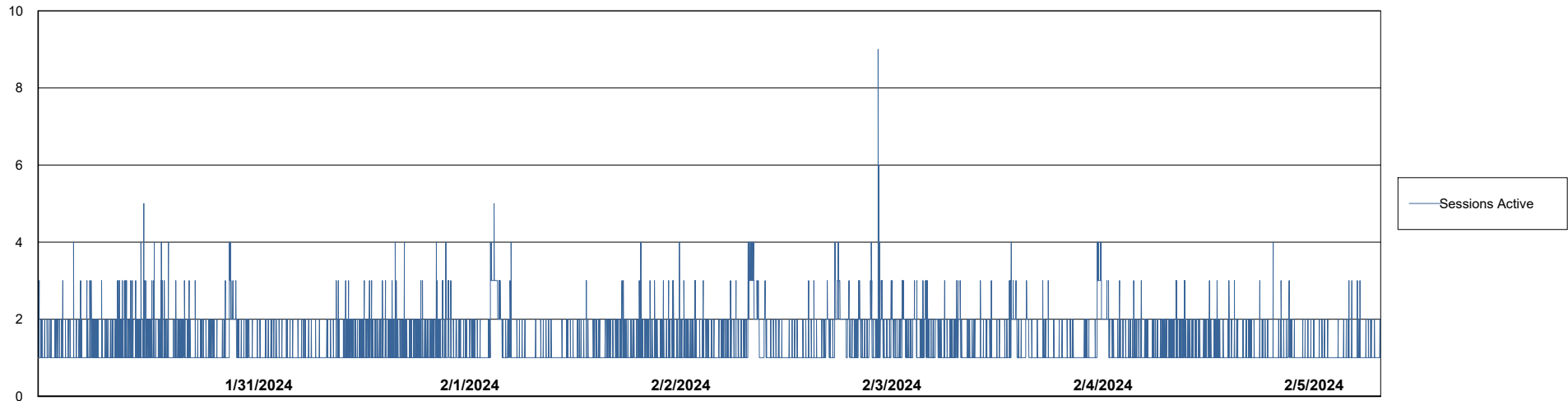
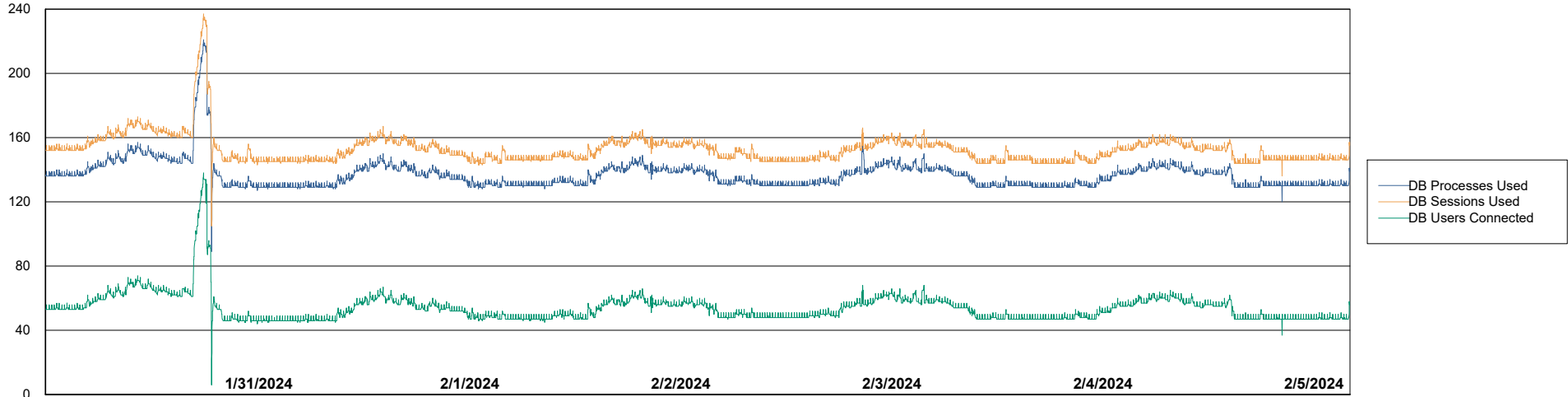


Weekly SLA Customer Report

Customer KBR_Production
Database ID 117



Database Performance KBR_PRD_DB-SRV1_ABS1



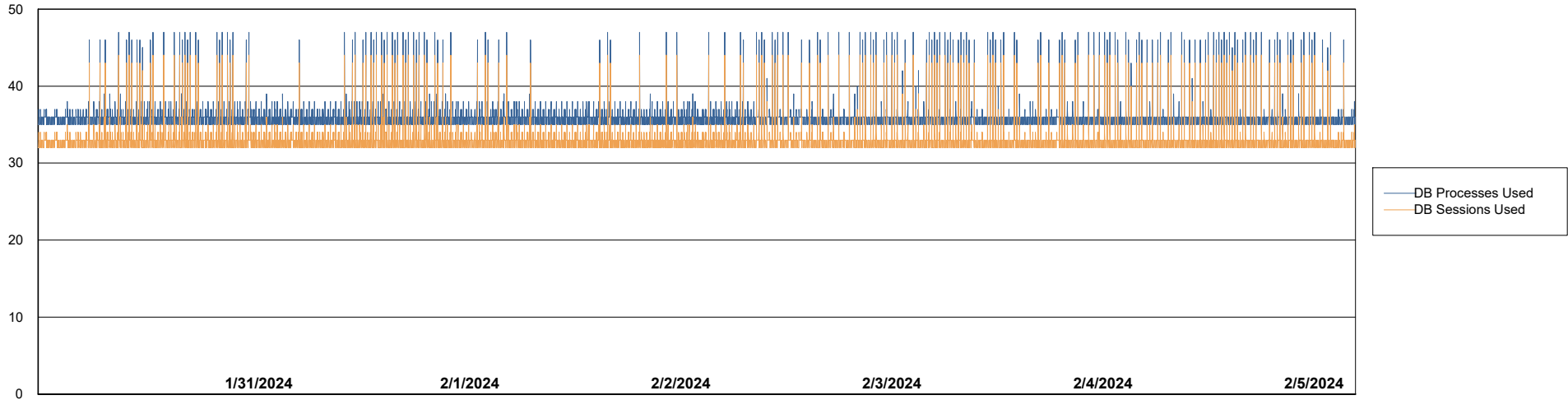
Weekly SLA Customer Report

Customer KBR_Production
Database ID 117



Database Performance KBR_PRD_DB-SRV2_HSBABS1

DB Processes Max 1,000



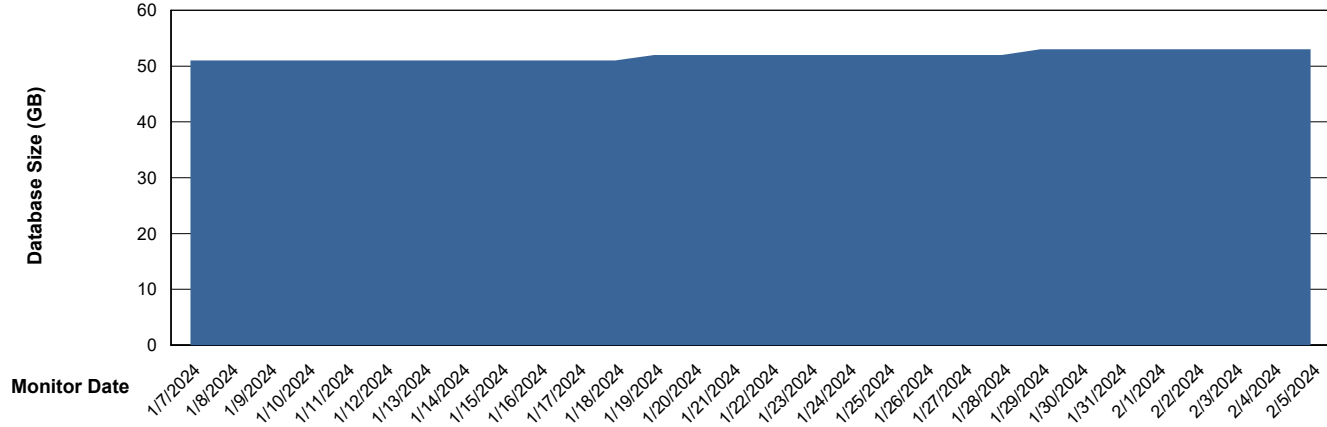
Weekly SLA Customer Report

Customer KBR_Production
Database ID 117



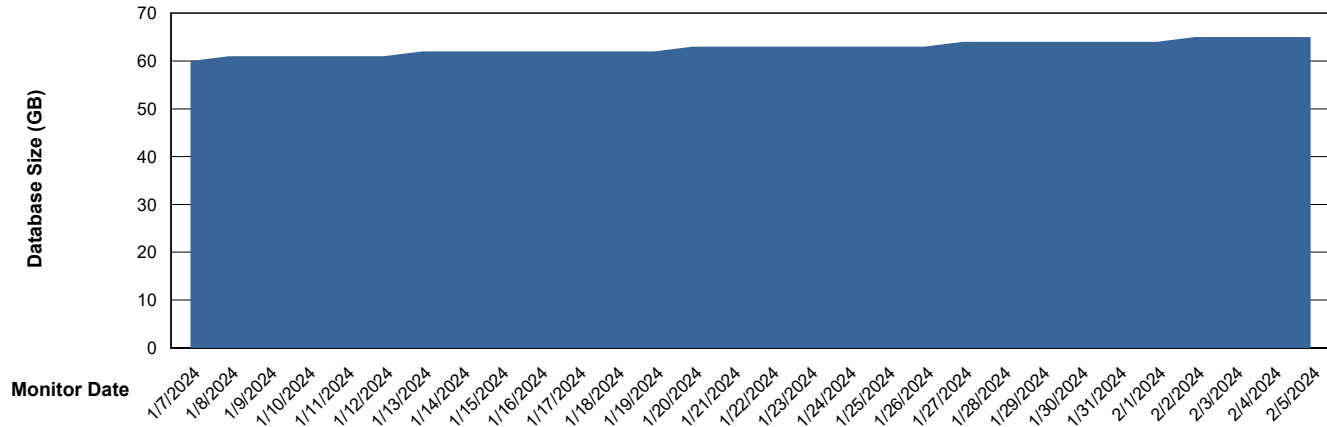
DATABASE SIZE KBR_PRD_BI-DBSRV_ABS1

Database growth over last month



DATABASE SIZE KBR_PRD_DB-SRV1_ABS1

Database growth over last month



Weekly SLA Customer Report

Customer KBR_Production
 Database ID 117



Database Tablespace KBR_PRD_BI-DBSRV_ABS1

Date	Tablespace Name	Filesize (Gb)	Usedsize (Gb)	Percentage free
2/5/2024	ABSDATA	27	22	20
	INDX	31	26	16
2/4/2024	ABSDATA	27	22	20
	INDX	31	26	17
2/3/2024	ABSDATA	27	21	20
	INDX	31	26	17
2/2/2024	ABSDATA	27	21	21
	INDX	31	26	17
2/1/2024	ABSDATA	27	21	21
	INDX	31	26	17
1/31/2024	ABSDATA	27	21	21
	INDX	31	26	17
1/30/2024	ABSDATA	27	21	21
	INDX	31	26	17

Weekly SLA Customer Report

Customer KBR_Production
 Database ID 117



Database Tablespace KBR_PRD_DB-SRV1_ABS1

Date	Tablespace Name	Filesize (Gb)	Usedsize (Gb)	Percentage free
2/5/2024	ABSDATA	59	51	13
	INDX	8	5	34
2/4/2024	ABSDATA	59	51	13
	INDX	8	5	35
2/3/2024	ABSDATA	59	51	14
	INDX	8	5	35
2/2/2024	ABSDATA	59	51	14
	INDX	8	5	35
2/1/2024	ABSDATA	59	51	14
	INDX	8	5	35
1/31/2024	ABSDATA	59	51	14
	INDX	8	5	35
1/30/2024	ABSDATA	59	50	15
	INDX	8	5	35

BI Status and last ETL error for KBR_PRD_BI-DBSRV_ABS1

	Wed 31/1/2024	Thu 1/2/2024	Fri 2/2/2024	Sat 3/2/2024	Sun 4/2/2024	Mon 5/2/2024
ABS DataWarehouse ETL Health	OK	OK	OK	OK	Not OK	OK
ABS DWHStaging ETL Health	OK	OK	OK	OK	OK	OK

Weekly SLA Customer Report

Customer KBR_Production
Database ID 117



BI last ETL error for	KBR_PRD_BI-DBSRV_ABS1
-----------------------	-----------------------

Mon, 5-02-2024	None
Sun, 4-02-2024	None
Sun, 4-02-2024	None
Mon, 5-02-2024	None
Sun, 4-02-2024	Oracle error 00000
Sat, 3-02-2024	None
Tue, 30-01-2024	None
Thu, 1-02-2024	None
Tue, 30-01-2024	None
Sat, 3-02-2024	None
Fri, 2-02-2024	None
Thu, 1-02-2024	None
Fri, 2-02-2024	None
Wed, 31-01-2024	None
Wed, 31-01-2024	None

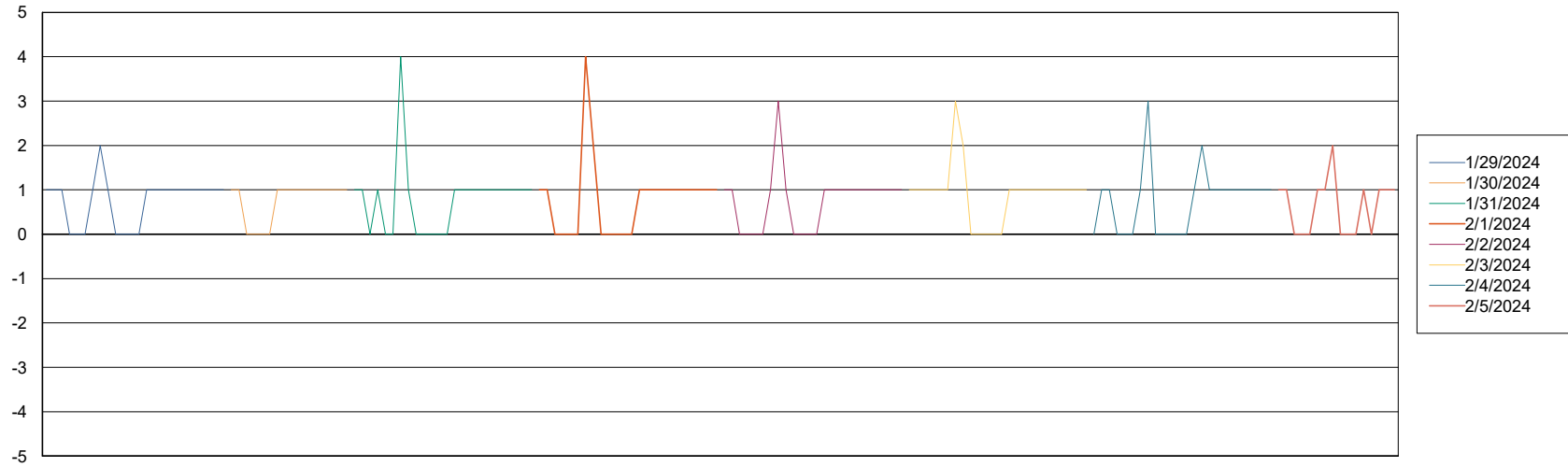
Weekly SLA Customer Report

Customer KBR_Production
Database ID 117



Standby Database Health KBR_Production

Recovery lag for last 7 days



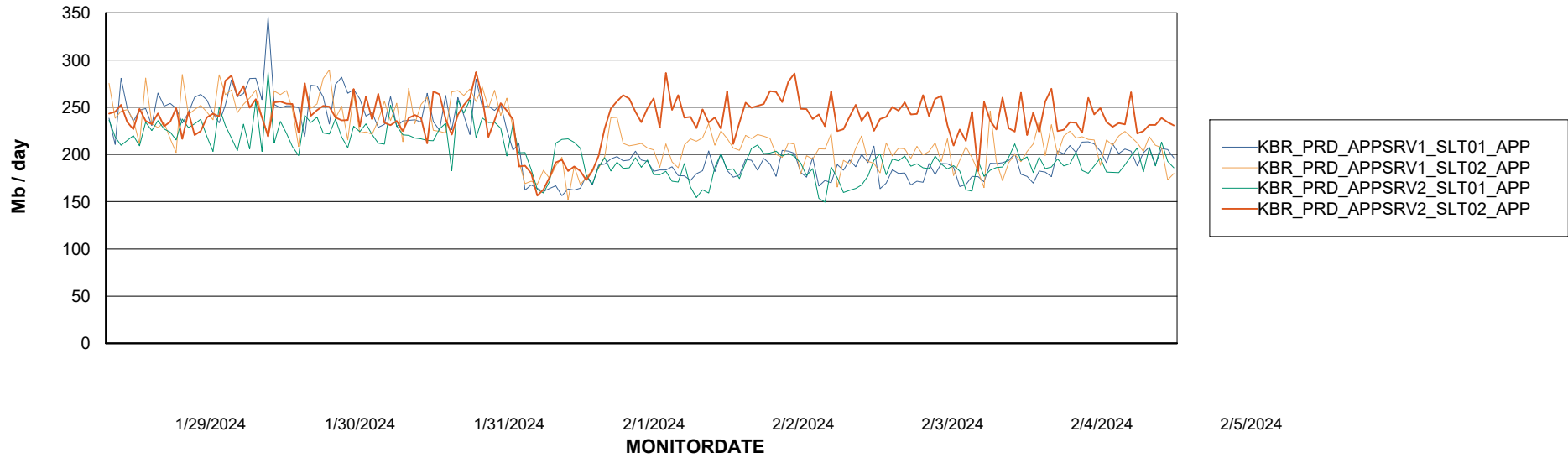
Weekly SLA Customer Report

Customer KBR_Production
Database ID 117



ABSSolute Application Server Services

Avg memory used per ABS Server Service



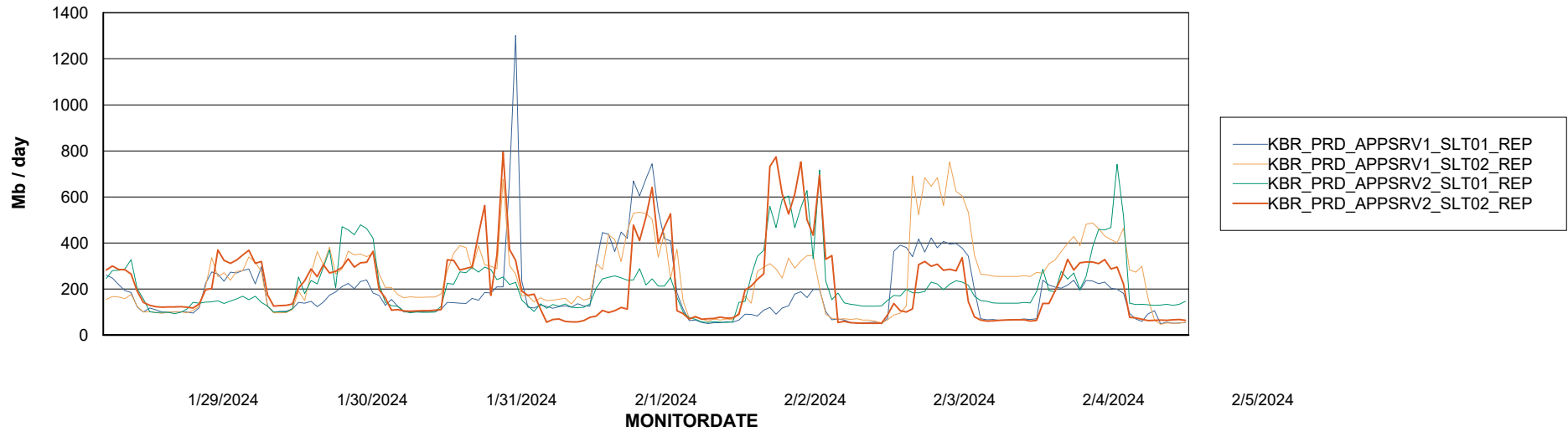
Weekly SLA Customer Report

Customer KBR_Production
Database ID 117

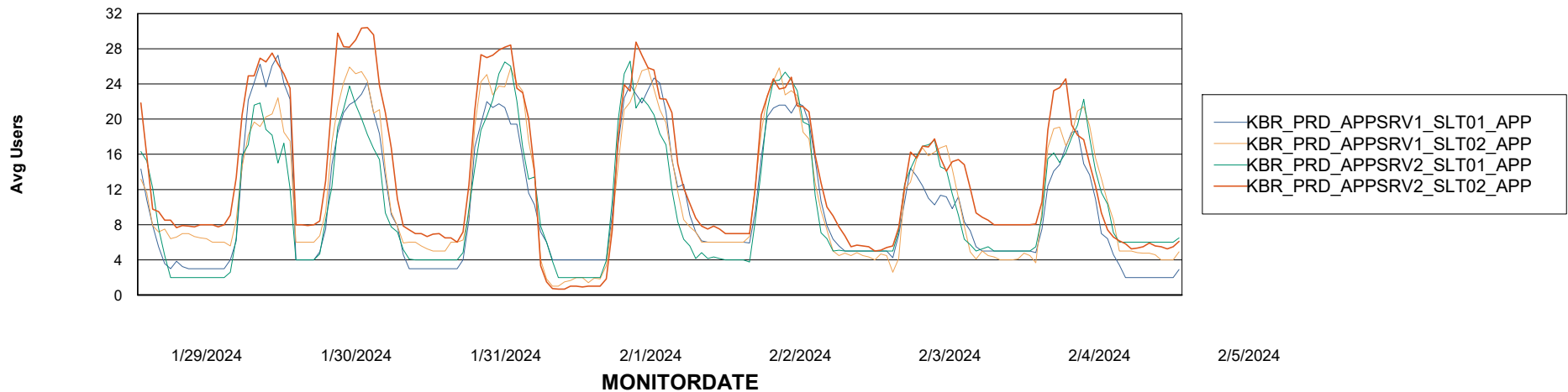


ABSSolute Application Server Services

Avg memory used per ReportServer Service



Avg users per day per ABS server



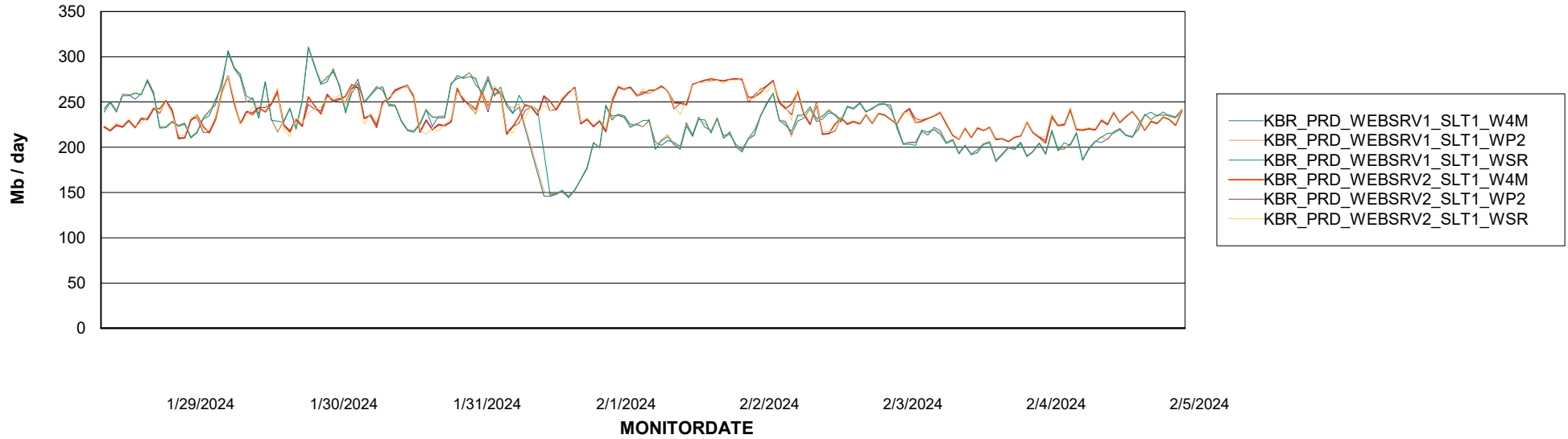
Weekly SLA Customer Report

Customer KBR_Production
Database ID 117



ABSSolute Web Component Services

Avg memory used per ABS Web component



Weekly SLA Customer Report

Customer KBR_Production
Database ID 117



Disaster per ABS component

