

Weekly SLA Customer Report

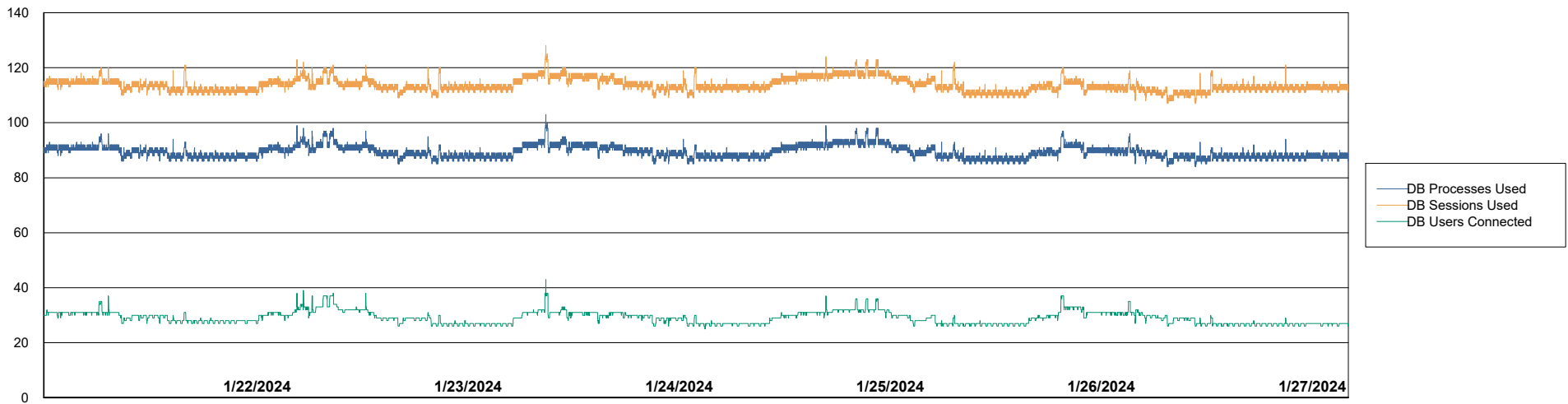
Customer RAS_Production
 Database ID 189



Harddisk Usage RAS_PRD_NEDLIN-ST-APP01

	Free disk space on C: (%)	Total disk space on C: (Gb)	Used disk space on C: (Gb)	Free disk space on D: (%)	Total disk space on D: (Gb)	Used disk space on D: (Gb)	Free disk space on E: (%)	Total disk space on E: (Gb)	Used disk space on E: (Gb)
1/27/2024	45	249	138	17	265	221	70	100	30
1/26/2024	45	249	137	17	265	220	71	100	29
1/25/2024	45	249	137	17	265	220	71	100	29
1/24/2024	46	249	136	17	265	220	71	100	29
1/23/2024	46	249	135	17	265	220	71	100	29
1/22/2024	46	249	134	17	265	220	71	100	29
1/21/2024	46	249	134	17	265	220	70	100	29

Database Performance RAS_PRD_NEDLIN-ST-APP01_ABS1



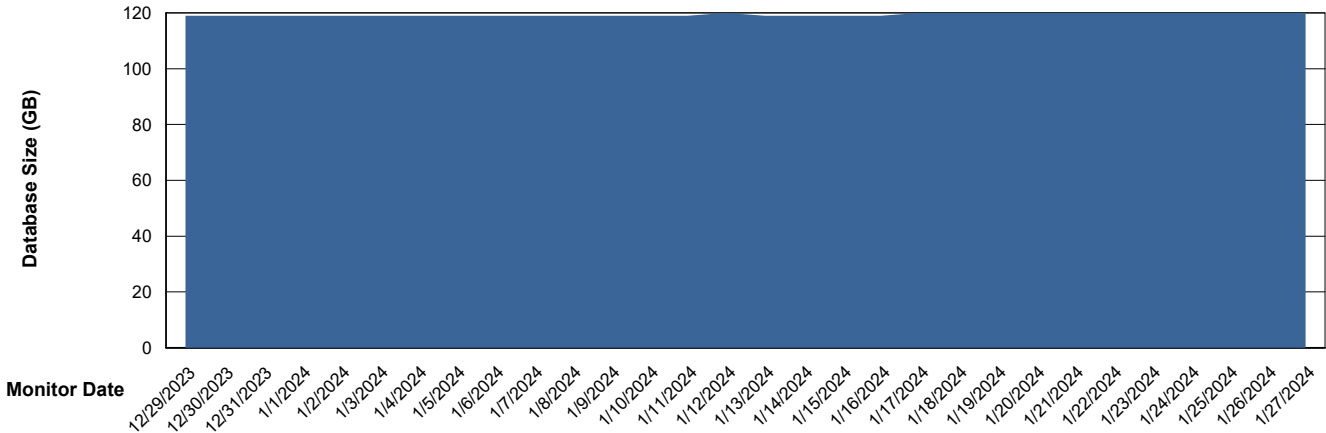
Weekly SLA Customer Report

Customer RAS_Production
 Database ID 189



DATABASE SIZE RAS_PRD_NEDLIN-ST-APP01_ABS1

Database growth over last month



Database Tablespace RAS_PRD_NEDLIN-ST-APP01_ABS1

Date	Tablespace Name	Filesize (Gb)	Usedsize (Gb)	Percentage free
1/27/2024	ABSDATA	60	32	47
	INDX	128	81	37
1/26/2024	ABSDATA	60	32	47
	INDX	128	81	37
1/25/2024	ABSDATA	60	32	47
	INDX	128	81	37
1/24/2024	ABSDATA	60	32	47
	INDX	128	81	37
1/23/2024	ABSDATA	60	32	47
	INDX	128	81	37
1/22/2024	ABSDATA	60	32	47
	INDX	128	81	37
1/21/2024	ABSDATA	60	32	47
	INDX	128	81	37

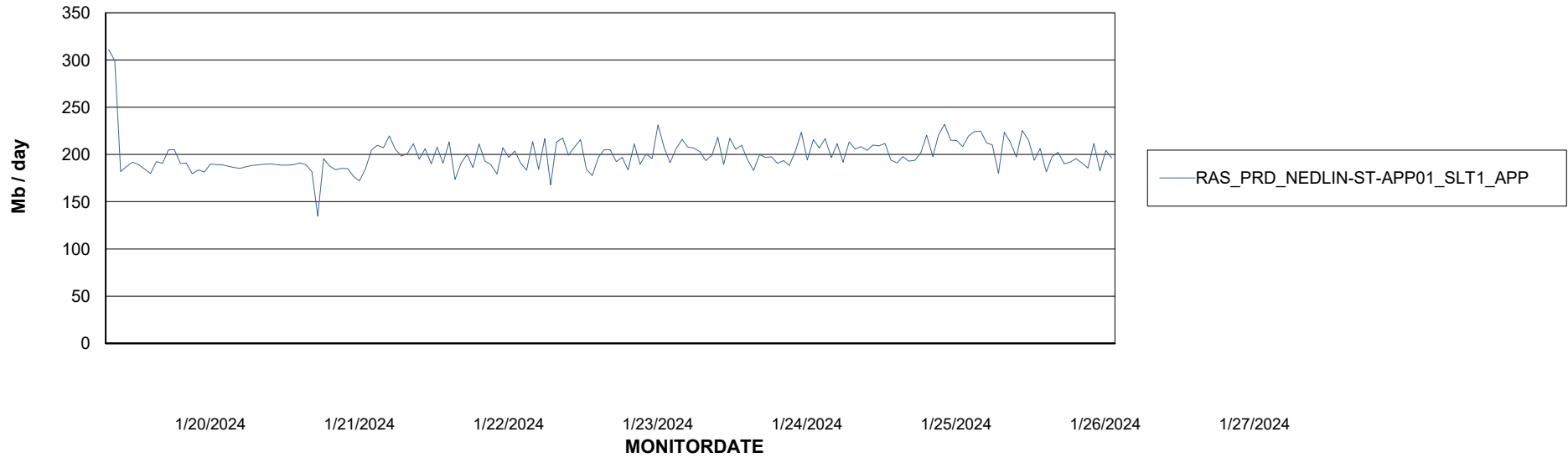
Weekly SLA Customer Report

Customer RAS_Production
Database ID 189

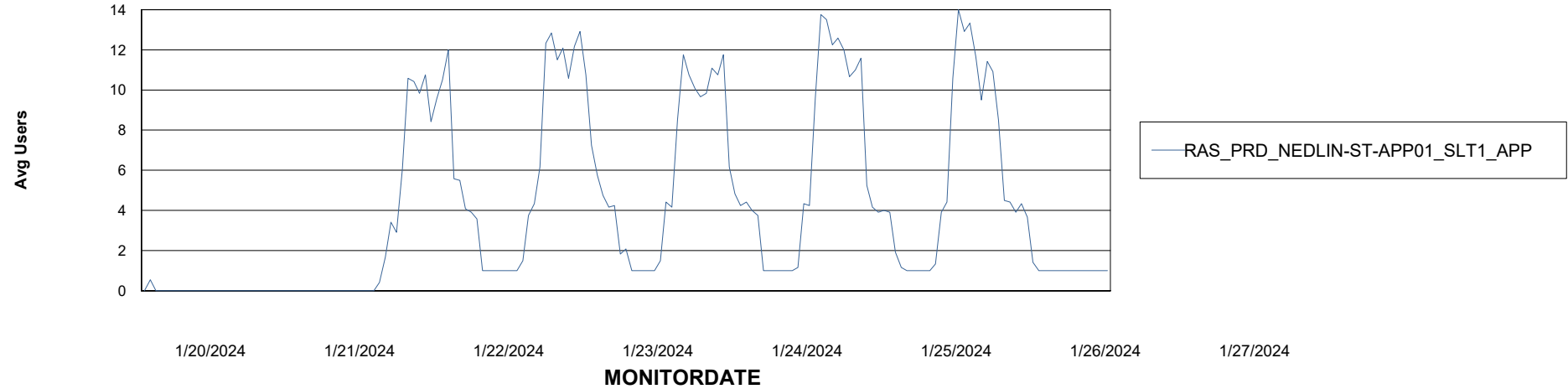


ABSSolute Application Server Services

Avg memory used per ABS Server Service



Avg users per day per ABS server



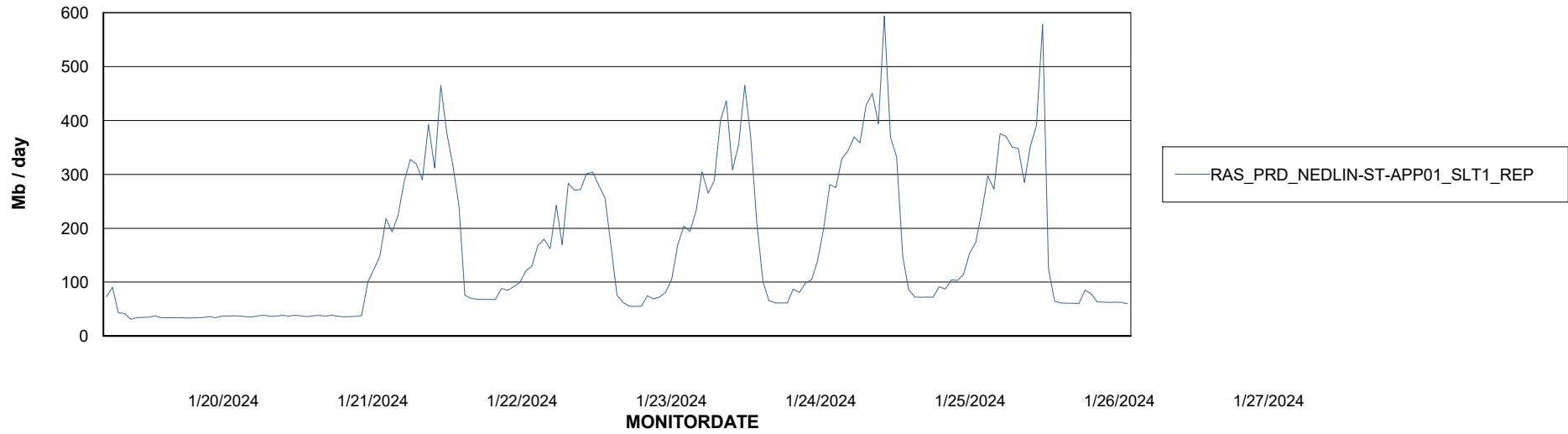
Weekly SLA Customer Report

Customer RAS_Production
Database ID 189



ABSSolute Application ReportServer Services

Avg memory used per ReportServer Service



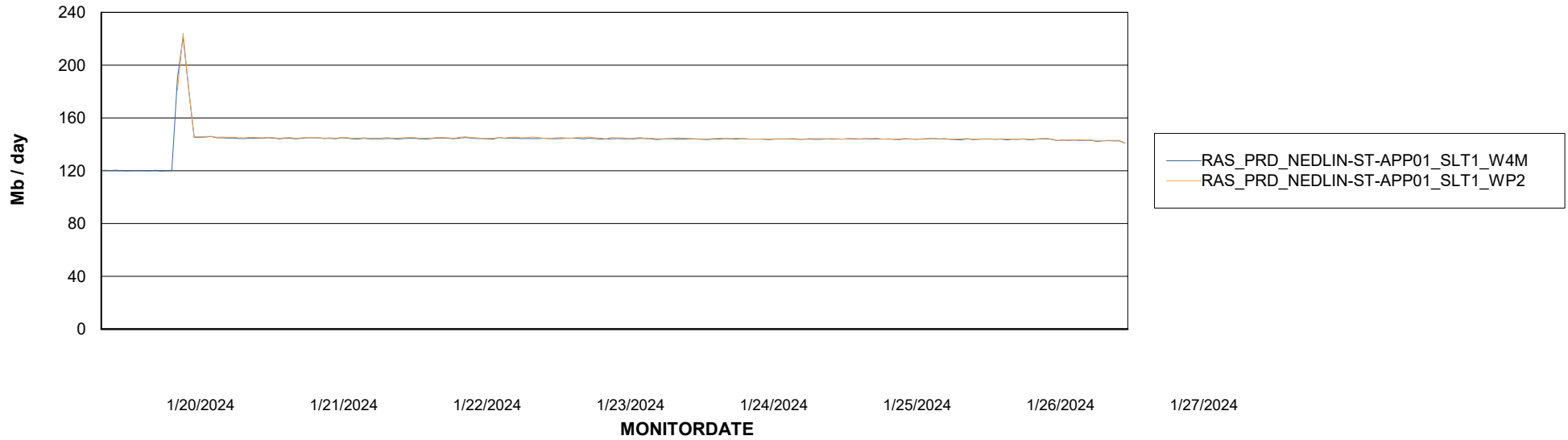
Weekly SLA Customer Report

Customer RAS_Production
Database ID 189



ABSSolute Web Component Services

Avg memory used per ABS Web component



Weekly SLA Customer Report

Customer RAS_Production
Database ID 189



Disaster per ABS component

