

# Weekly SLA Customer Report

Customer BNL\_Production  
 Database ID 83



Harddisk Usage BNL\_PRD\_BSNLP-VM-ABSD02

	Free disk space on C: (%)	Total disk space on C: (Gb)	Used disk space on C: (Gb)	Free disk space on D: (%)	Total disk space on D: (Gb)	Used disk space on D: (Gb)	Free disk space on E: (%)	Total disk space on E: (Gb)	Used disk space on E: (Gb)	Free disk space on F: (%)
1/27/2024	51	127	62	63	1,512	565	85	500	74	80
1/26/2024	51	127	62	61	1,512	584	84	500	79	80
1/25/2024	51	127	62	62	1,512	570	87	500	66	80
1/24/2024	51	127	62	66	1,512	518	89	500	55	80
1/23/2024	51	127	62	65	1,512	522	90	500	50	80
1/22/2024	51	127	62	65	1,512	528	89	500	57	80
1/21/2024	51	127	62	62	1,512	575	90	500	51	80

Harddisk Usage BNL\_PRD\_BSNLP-VM-ABSD03

	Free disk space on C: (%)	Total disk space on C: (Gb)	Used disk space on C: (Gb)	Free disk space on D: (%)	Total disk space on D: (Gb)	Used disk space on D: (Gb)	Free disk space on E: (%)	Total disk space on E: (Gb)	Used disk space on E: (Gb)	Free disk space on F: (%)
1/27/2024	48	127	66	79	1,512	319	77	500	113	80
1/26/2024	48	127	66	77	1,512	350	78	500	109	80
1/25/2024	48	127	66	78	1,512	333	79	500	107	80
1/24/2024	48	127	66	81	1,512	284	79	500	107	80
1/23/2024	48	127	66	81	1,512	285	78	500	108	80
1/22/2024	48	127	66	81	1,512	286	78	500	108	80
1/21/2024	48	127	66	81	1,512	286	79	500	106	80

# Weekly SLA Customer Report

Customer BNL\_Production  
 Database ID 83



Harddisk Usage BNL\_PRD\_bsnlp-vm-absw01

	Free disk space on C: (%)	Total disk space on C: (Gb)	Used disk space on C: (Gb)	Free disk space on D: (%)	Total disk space on D: (Gb)	Used disk space on D: (Gb)	Free disk space on E: (%)	Total disk space on E: (Gb)	Used disk space on E: (Gb)
1/27/2024	80	127	26	96	128	5	87	16	2
1/26/2024	80	127	26	96	128	5	87	16	2
1/25/2024	80	127	26	96	128	5	87	16	2
1/24/2024	80	127	26	96	128	5	87	16	2
1/23/2024	80	127	26	96	128	5	87	16	2
1/22/2024	80	127	26	96	128	5	87	16	2
1/21/2024	80	127	26	96	128	5	87	16	2

Harddisk Usage BNL\_PRD\_vm-absa01

	Free disk space on C: (%)	Total disk space on C: (Gb)	Used disk space on C: (Gb)	Free disk space on D: (%)	Total disk space on D: (Gb)	Used disk space on D: (Gb)	Free disk space on E: (%)	Total disk space on E: (Gb)	Used disk space on E: (Gb)
1/27/2024	72	127	35	87	127	17	92	64	5
1/26/2024	72	127	35	87	127	17	92	64	5
1/25/2024	72	127	35	87	127	17	92	64	5
1/24/2024	72	127	35	87	127	17	92	64	5
1/23/2024	72	127	35	87	127	17	92	64	5
1/22/2024	72	127	35	87	127	17	92	64	5
1/21/2024	72	127	35	87	127	17	92	64	5

# Weekly SLA Customer Report

Customer BNL\_Production  
Database ID 83



## Harddisk Usage BNL\_PRD\_vm-absa02

	Free disk space on C: (%)	Total disk space on C: (Gb)	Used disk space on C: (Gb)	Free disk space on D: (%)	Total disk space on D: (Gb)	Used disk space on D: (Gb)	Free disk space on E: (%)	Total disk space on E: (Gb)	Used disk space on E: (Gb)
1/27/2024	74	127	32	80	127	25	92	64	5
1/26/2024	74	127	32	80	127	25	92	64	5
1/25/2024	75	127	32	81	127	25	92	64	5
1/24/2024	75	127	32	81	127	25	92	64	5
1/23/2024	75	127	32	81	127	25	92	64	5
1/22/2024	74	127	32	81	127	25	92	64	5
1/21/2024	74	127	32	81	127	25	92	64	5

## Harddisk Usage BNL\_PRD\_vm-absa03

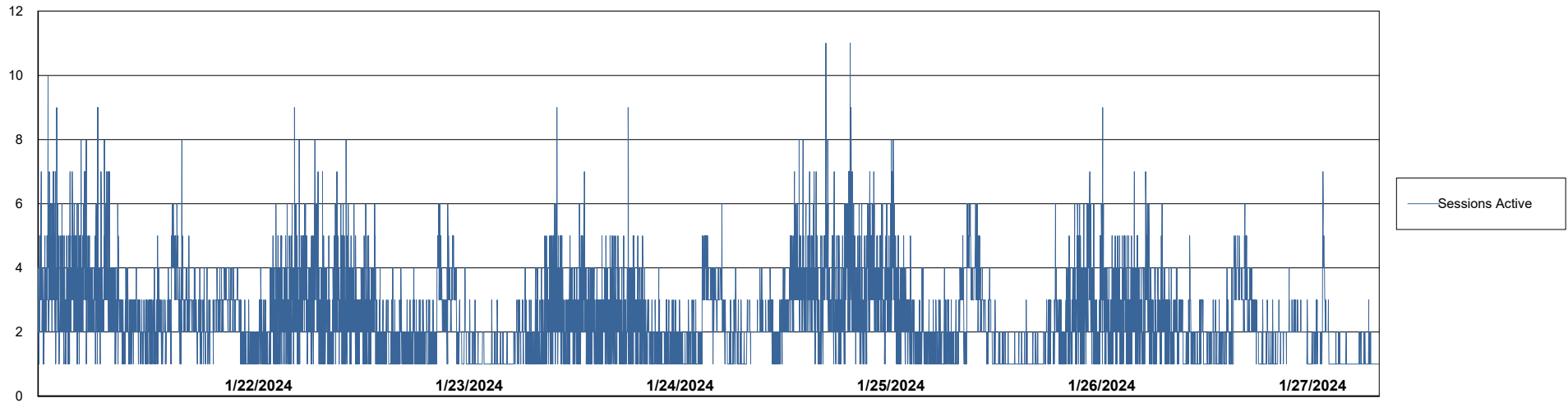
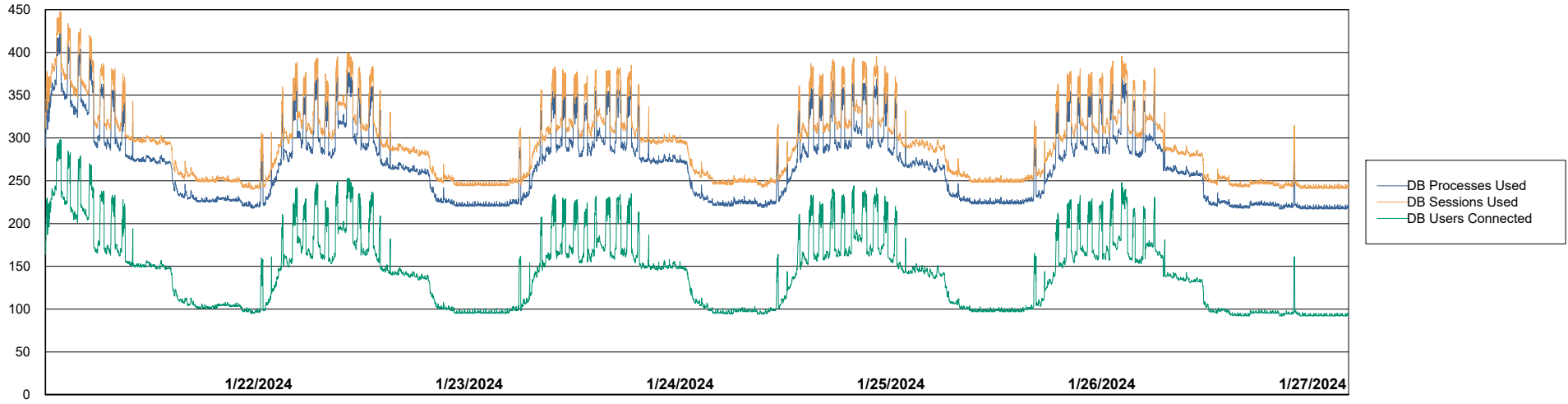
	Free disk space on C: (%)	Total disk space on C: (Gb)	Used disk space on C: (Gb)	Free disk space on D: (%)	Total disk space on D: (Gb)	Used disk space on D: (Gb)	Free disk space on E: (%)	Total disk space on E: (Gb)	Used disk space on E: (Gb)
1/27/2024	70	127	38	34	127	84	92	64	5
1/26/2024	70	127	38	34	127	84	92	64	5
1/25/2024	70	127	38	34	127	83	92	64	5
1/24/2024	70	127	38	34	127	83	92	64	5
1/23/2024	70	127	38	34	127	83	92	64	5
1/22/2024	70	127	38	34	127	83	92	64	5
1/21/2024	70	127	38	35	127	83	92	64	5

# Weekly SLA Customer Report

Customer BNL\_Production  
Database ID 83



## Database Performance BNLDB\_Production



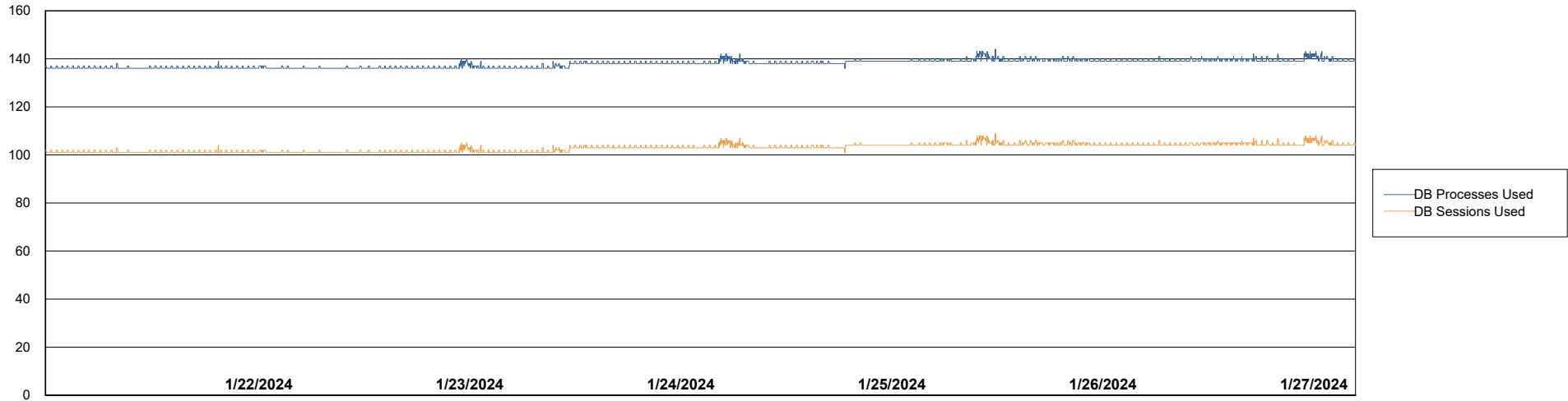
# Weekly SLA Customer Report

Customer BNL\_Production  
Database ID 83



## Database Performance BNLDB\_Standby

DB Processes Max 1,000  
DB Processes Max 0  
DB Processes Max 4



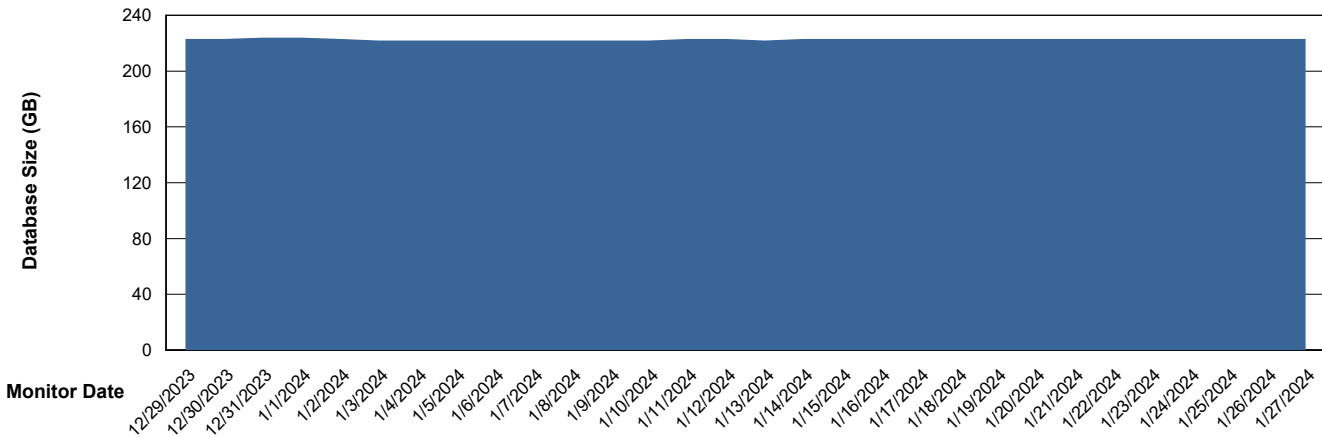
# Weekly SLA Customer Report

Customer BNL\_Production  
 Database ID 83



DATABASE SIZE BNLDB\_Production

Database growth over last month



Database Tablespace BNLDB\_Production

Date	Tablespace Name	Filesize (Gb)	Usedsize (Gb)	Percentage free
1/27/2024	ABSDATA	105	68	35
	INDX	200	146	27
1/26/2024	ABSDATA	105	68	35
	INDX	200	146	27
1/25/2024	ABSDATA	105	68	36
	INDX	200	146	27
1/24/2024	ABSDATA	105	68	36
	INDX	200	146	27
1/23/2024	ABSDATA	105	68	36
	INDX	200	146	27
1/22/2024	ABSDATA	105	68	36
	INDX	200	146	27
1/21/2024	ABSDATA	105	68	36
	INDX	200	146	27

# Weekly SLA Customer Report

Customer BNL\_Production  
Database ID 83



Standby Database Health BNL\_Production

## Recovery lag for last 7 days



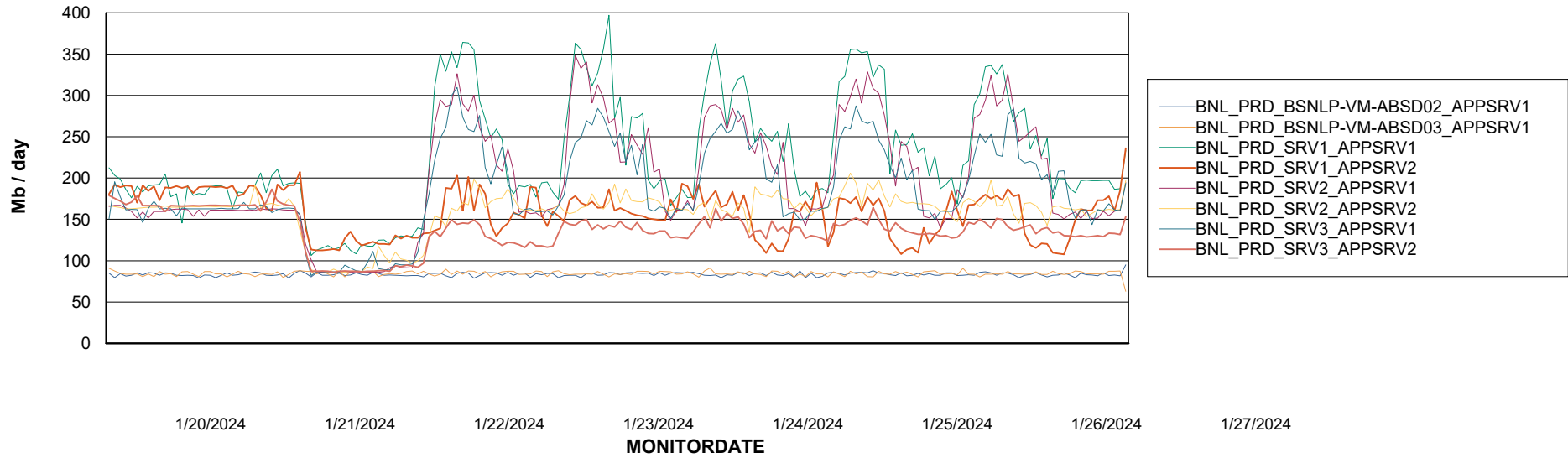
# Weekly SLA Customer Report

Customer BNL\_Production  
Database ID 83

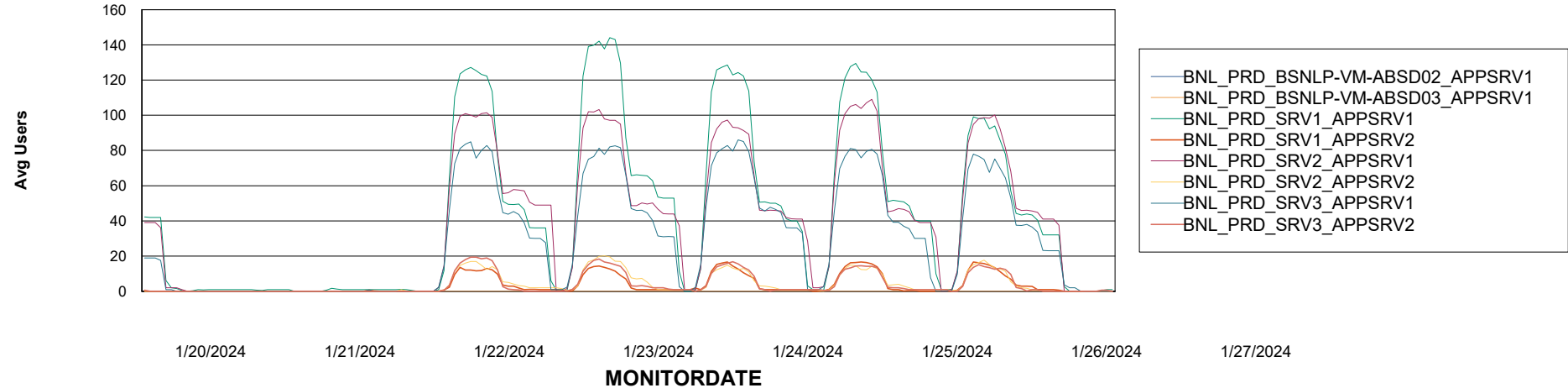


## ABSSolute Application Server Services

### Avg memory used per ABS Server Service



### Avg users per day per ABS server



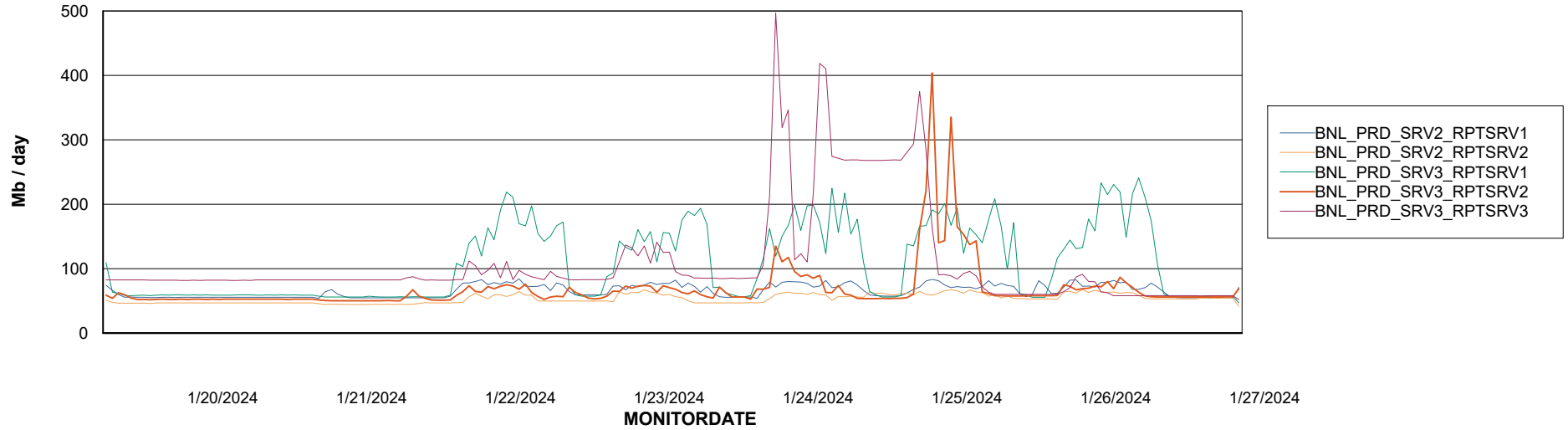
# Weekly SLA Customer Report

Customer BNL\_Production  
Database ID 83



## ABSolute Web Component Services

### Avg memory used per ReportServer Service



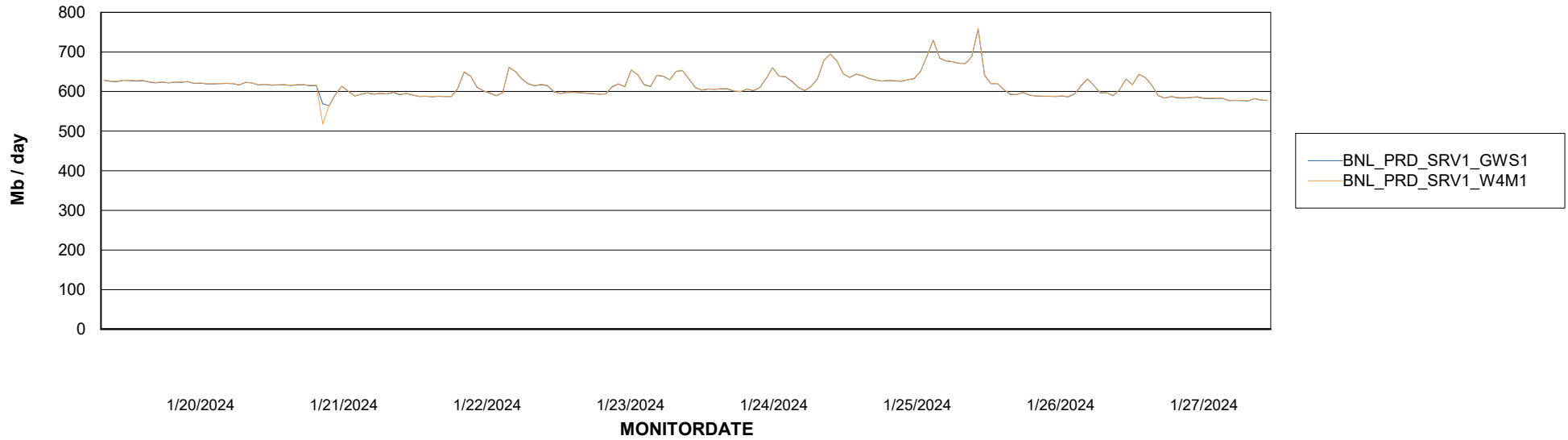
# Weekly SLA Customer Report

Customer BNL\_Production  
Database ID 83



## ABSSolute Web Component Services

### Avg memory used per ABS Web component



# Weekly SLA Customer Report

Customer BNL\_Production  
Database ID 83



## Disaster per ABS component

