

# Weekly SLA Customer Report

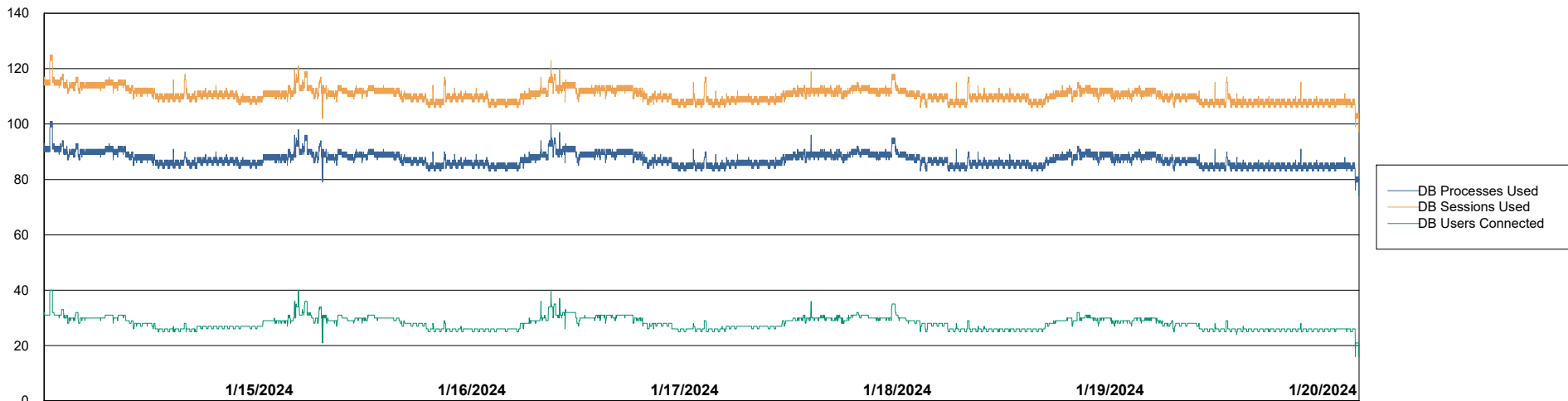
Customer RAS\_Production  
 Database ID 189



Harddisk Usage RAS\_PRD\_NEDLIN-ST-APP01

	Free disk space on C: (%)	Total disk space on C: (Gb)	Used disk space on C: (Gb)	Free disk space on D: (%)	Total disk space on D: (Gb)	Used disk space on D: (Gb)	Free disk space on E: (%)	Total disk space on E: (Gb)	Used disk space on E: (Gb)
1/17/2024	47	249	132	17	265	221	71	100	29
1/16/2024	47	249	131	17	265	220	71	100	29
1/15/2024	48	249	131	17	265	220	71	100	29
1/14/2024	48	249	130	17	265	220	71	100	29

Database Performance RAS\_PRD\_NEDLIN-ST-APP01\_ABS1



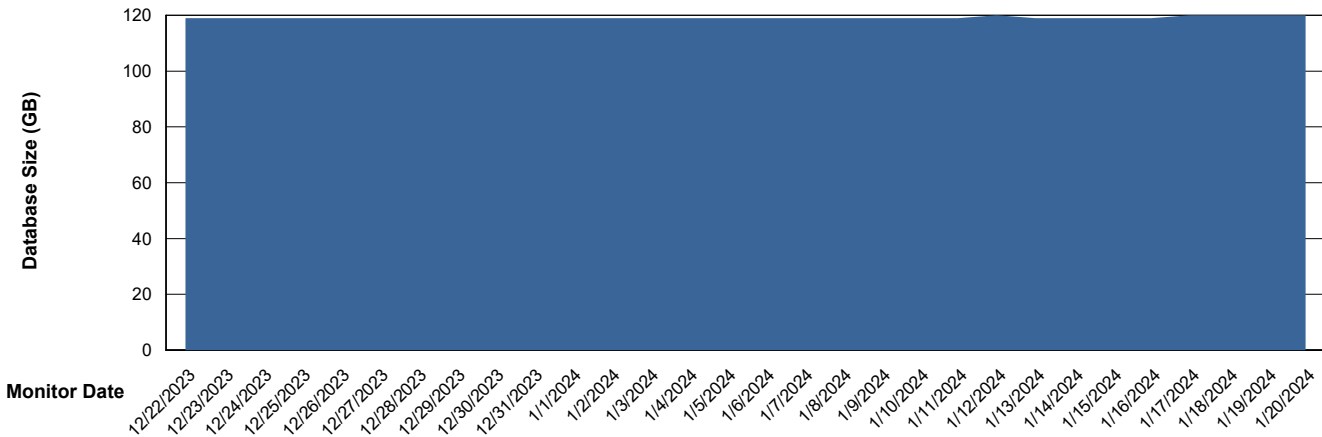
# Weekly SLA Customer Report

Customer RAS\_Production  
 Database ID 189



DATABASE SIZE RAS\_PRD\_NEDLIN-ST-APP01\_ABS1

## Database growth over last month



Database Tablespace RAS\_PRD\_NEDLIN-ST-APP01\_ABS1

Date	Tablespace Name	Filesize (Gb)	Usedsize (Gb)	Percentage free
1/20/2024	ABSDATA	60	32	47
	INDX	128	81	37
1/19/2024	ABSDATA	60	32	47
	INDX	128	81	37
1/18/2024	ABSDATA	60	32	47
	INDX	128	81	37
1/17/2024	ABSDATA	60	32	47
	INDX	128	81	37
1/16/2024	ABSDATA	60	32	47
	INDX	128	81	37
1/15/2024	ABSDATA	60	32	47
	INDX	128	81	37
1/14/2024	ABSDATA	60	32	47
	INDX	128	81	37

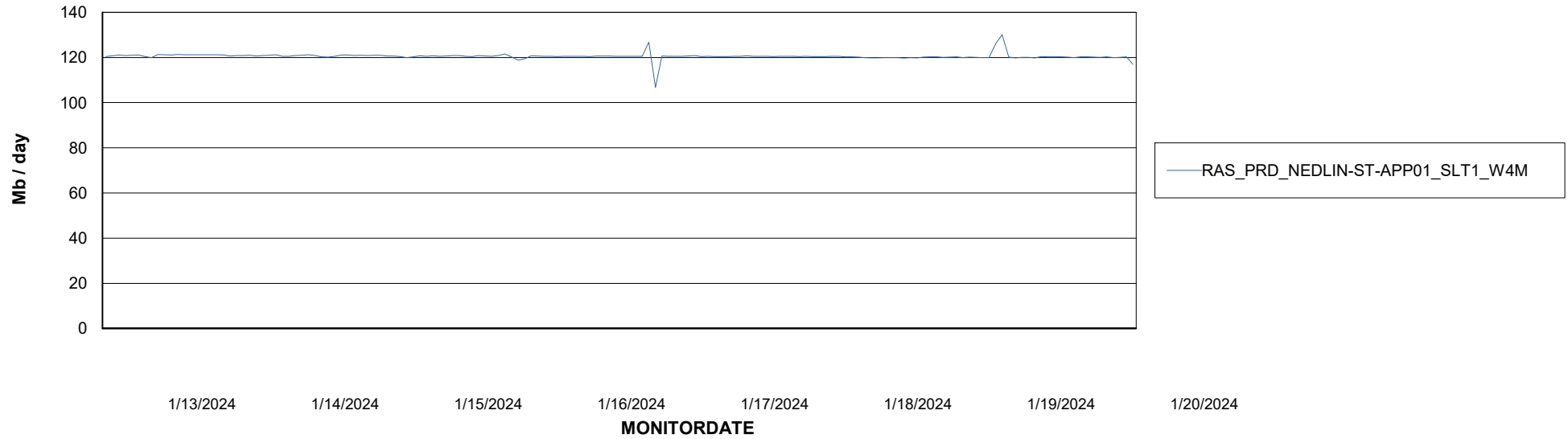
# Weekly SLA Customer Report

Customer RAS\_Production  
Database ID 189



## ABSSolute Web Component Services

### Avg memory used per ABS Web component



# Weekly SLA Customer Report

Customer RAS\_Production  
Database ID 189



### Disaster per ABS component

