

Weekly SLA Customer Report

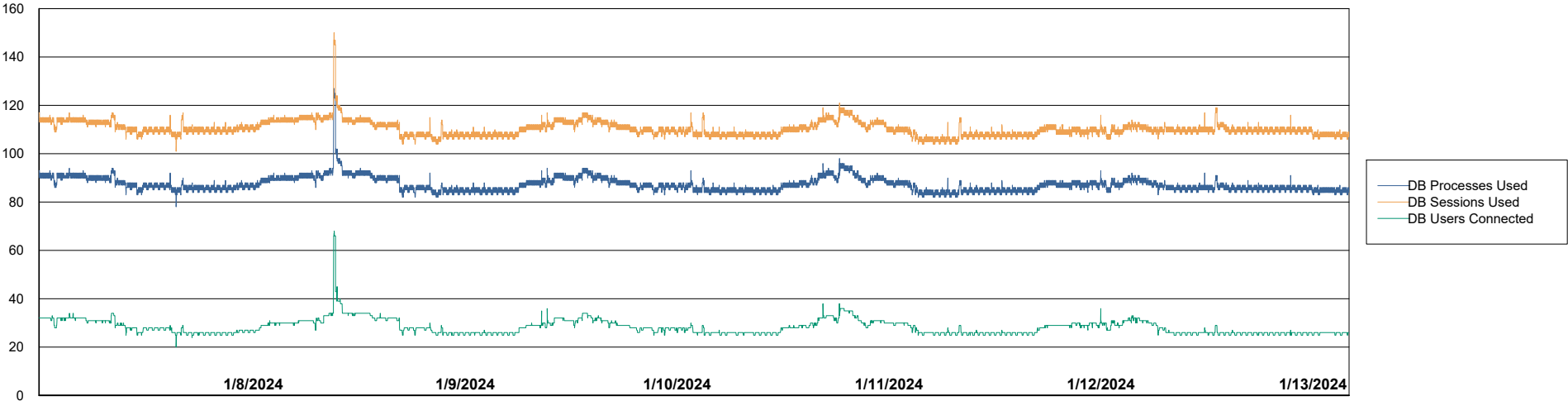
Customer RAS_Production
 Database ID 189



Harddisk Usage RAS_PRD_NEDLIN-ST-APP01

	Free disk space on C: (%)	Total disk space on C: (Gb)	Used disk space on C: (Gb)	Free disk space on D: (%)	Total disk space on D: (Gb)	Used disk space on D: (Gb)	Free disk space on E: (%)	Total disk space on E: (Gb)	Used disk space on E: (Gb)
1/13/2024	47	249	132	17	265	221	71	100	29
1/12/2024	47	249	131	17	265	220	71	100	29
1/11/2024	48	249	131	17	265	220	71	100	29
1/10/2024	48	249	129	17	265	220	71	100	29
1/9/2024	49	249	128	17	265	220	71	100	29
1/8/2024	49	249	127	17	265	220	71	100	29
1/7/2024	49	249	127	17	265	220	71	100	29

Database Performance RAS_PRD_NEDLIN-ST-APP01_ABS1



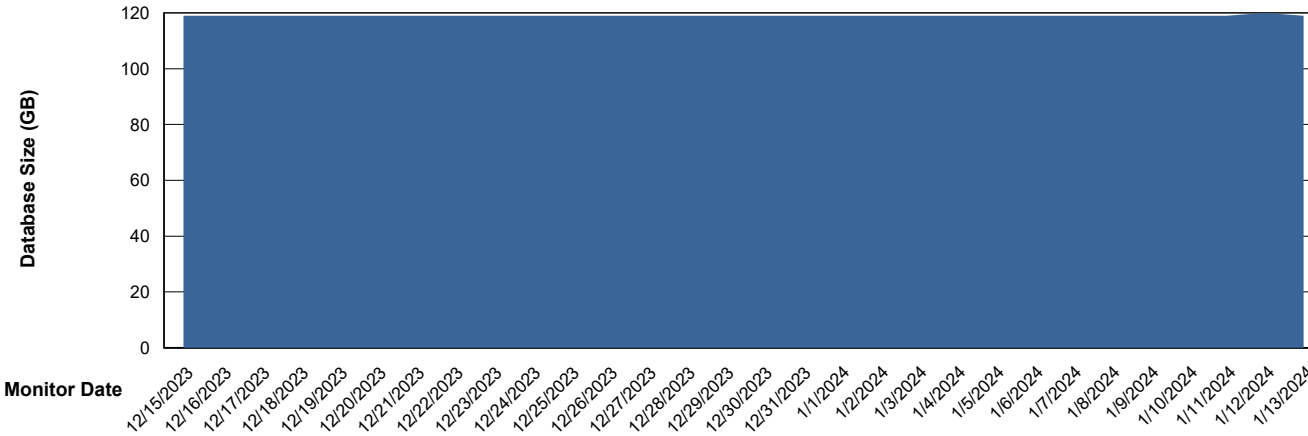
Weekly SLA Customer Report

Customer RAS_Production
 Database ID 189



DATABASE SIZE RAS_PRD_NEDLIN-ST-APP01_ABS1

Database growth over last month



Database Tablespace RAS_PRD_NEDLIN-ST-APP01_ABS1

Date	Tablespace Name	Filesize (Gb)	Usedsize (Gb)	Percentage free
1/13/2024	ABSDATA	60	32	47
	INDX	128	81	37
1/12/2024	ABSDATA	60	32	47
	INDX	128	81	37
1/11/2024	ABSDATA	60	32	47
	INDX	128	81	37
1/10/2024	ABSDATA	60	32	47
	INDX	128	81	37
1/9/2024	ABSDATA	60	32	47
	INDX	128	80	37
1/8/2024	ABSDATA	60	32	47
	INDX	128	80	37
1/7/2024	ABSDATA	60	32	47
	INDX	128	80	37

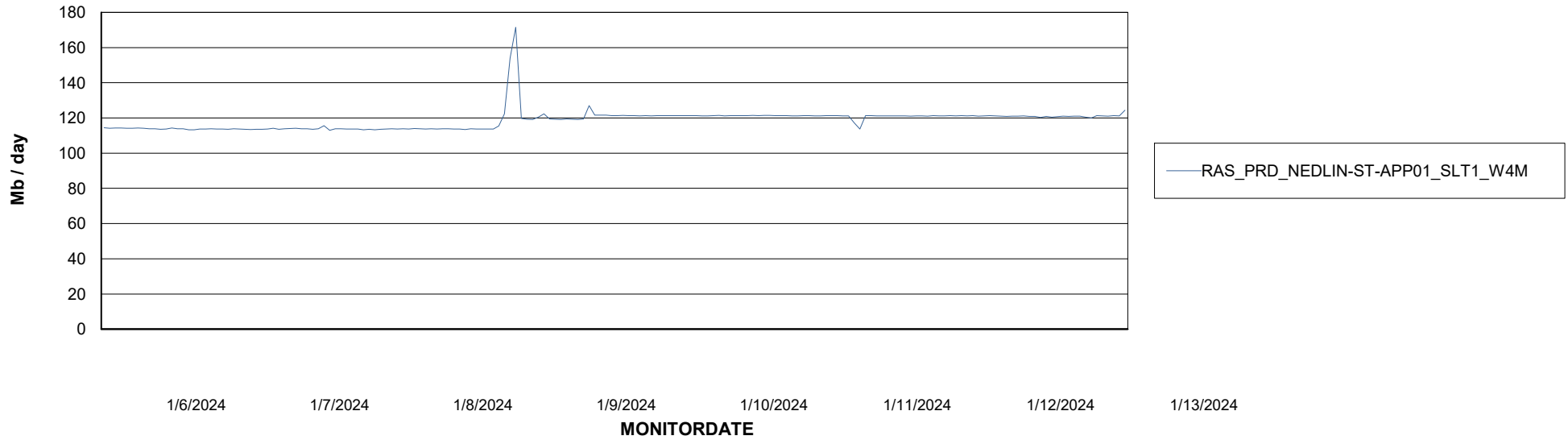
Weekly SLA Customer Report

Customer RAS_Production
Database ID 189



ABSSolute Web Component Services

Avg memory used per ABS Web component



Weekly SLA Customer Report

Customer RAS_Production
Database ID 189



Disaster per ABS component

