

# Weekly SLA Customer Report

Customer NIX\_Production  
 Database ID 51



Harddisk Usage NIX\_PRD\_ABSAPP01

	Free disk space on C: (%)	Total disk space on C: (Gb)	Used disk space on C: (Gb)	Free disk space on E: (%)	Total disk space on E: (Gb)	Used disk space on E: (Gb)
1/13/2024	63	207	77	100	98	0
1/12/2024	62	207	79	100	98	0
1/11/2024	62	207	79	100	98	0
1/10/2024	63	207	77	100	98	0
1/9/2024	63	207	76	100	98	0
1/8/2024	63	207	76	100	98	0
1/7/2024	63	207	76	100	98	0

Harddisk Usage NIX\_PRD\_ABSAPP04

	Free disk space on C: (%)	Total disk space on C: (Gb)	Used disk space on C: (Gb)
1/13/2024	21	127	100
1/12/2024	21	127	100
1/11/2024	21	127	100
1/10/2024	23	127	97
1/9/2024	24	127	97
1/8/2024	23	127	97
1/7/2024	22	127	98

# Weekly SLA Customer Report

Customer NIX\_Production  
Database ID 51



## Harddisk Usage NIX\_PRD\_ABSBI

	Free disk space on C: (%)	Total disk space on C: (Gb)	Used disk space on C: (Gb)	Free disk space on E: (%)	Total disk space on E: (Gb)	Used disk space on E: (Gb)
1/13/2024	66	179	62	32	700	478
1/12/2024	66	179	62	33	700	467
1/11/2024	66	179	62	35	700	454
1/10/2024	66	179	62	35	700	454
1/9/2024	65	179	62	35	700	454
1/8/2024	65	179	62	35	700	454
1/7/2024	65	179	62	35	700	454

## Harddisk Usage NIX\_PRD\_ABSDB01

	Free disk space on C: (%)	Total disk space on C: (Gb)	Used disk space on C: (Gb)	Free disk space on D: (%)	Total disk space on D: (Gb)	Used disk space on D: (Gb)	Free disk space on E: (%)	Total disk space on E: (Gb)	Used disk space on E: (Gb)	Free disk space on F: (%)
1/13/2024	67	554	181	45	586	319	48	605	317	40
1/12/2024	67	554	183	45	586	319	48	605	317	40
1/11/2024	67	554	183	45	586	319	48	605	317	40
1/10/2024	67	554	182	45	586	319	48	605	317	40
1/9/2024	67	554	183	45	586	319	48	605	317	42
1/8/2024	67	554	182	45	586	319	48	605	317	42
1/7/2024	66	554	191	45	586	319	48	605	317	42

# Weekly SLA Customer Report

Customer NIX\_Production  
 Database ID 51



Harddisk Usage NIX\_PRD\_ABSDB02

	Free disk space on C: (%)	Total disk space on C: (Gb)	Used disk space on C: (Gb)	Free disk space on D: (%)	Total disk space on D: (Gb)	Used disk space on D: (Gb)	Free disk space on E: (%)	Total disk space on E: (Gb)	Used disk space on E: (Gb)	Free disk space on F: (%)
1/13/2024	88	574	71	41	488	290	54	684	317	87
1/12/2024	88	574	71	41	488	290	54	684	316	87
1/11/2024	88	574	71	41	488	290	54	684	316	87
1/10/2024	88	574	70	41	488	290	54	684	316	87
1/9/2024	87	574	72	41	488	290	54	684	317	88
1/8/2024	88	574	69	41	488	290	54	684	316	89
1/7/2024	88	574	69	41	488	290	54	684	316	88

Harddisk Usage NIX\_PRD\_ABSWEB02

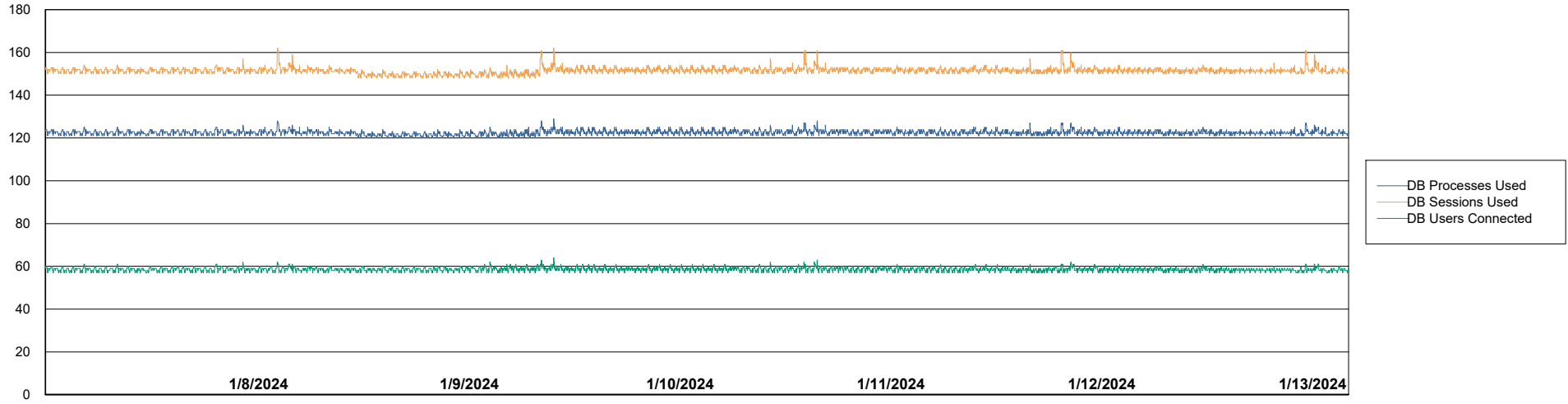
	Free disk space on C: (%)	Total disk space on C: (Gb)	Used disk space on C: (Gb)
1/13/2024	85	300	46
1/12/2024	84	300	47
1/11/2024	84	300	47
1/10/2024	85	300	45
1/9/2024	85	300	45
1/8/2024	85	300	45
1/7/2024	85	300	45

# Weekly SLA Customer Report

Customer NIX\_Production  
Database ID 51



## Database Performance NIX\_PRD\_ABSBI\_ABS1

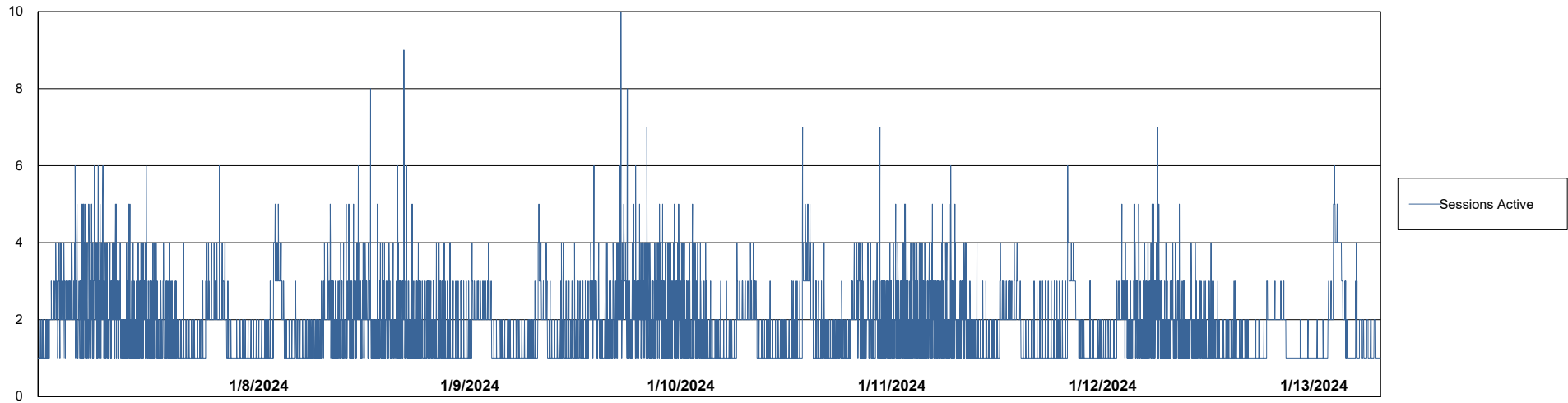
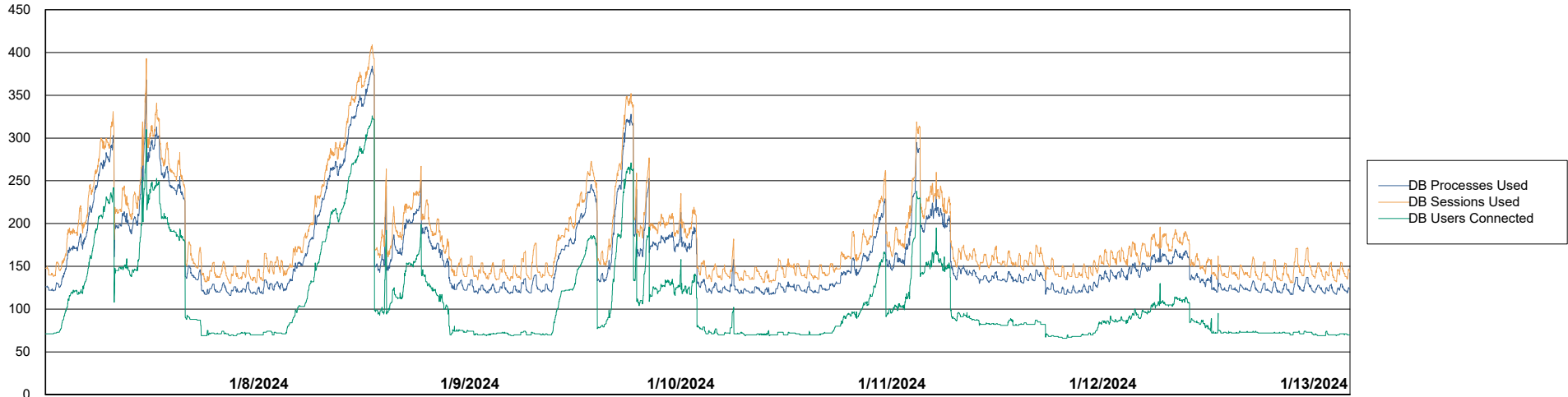


# Weekly SLA Customer Report

Customer NIX\_Production  
Database ID 51



## Database Performance NIX\_PRD\_ABSD01\_ABS1



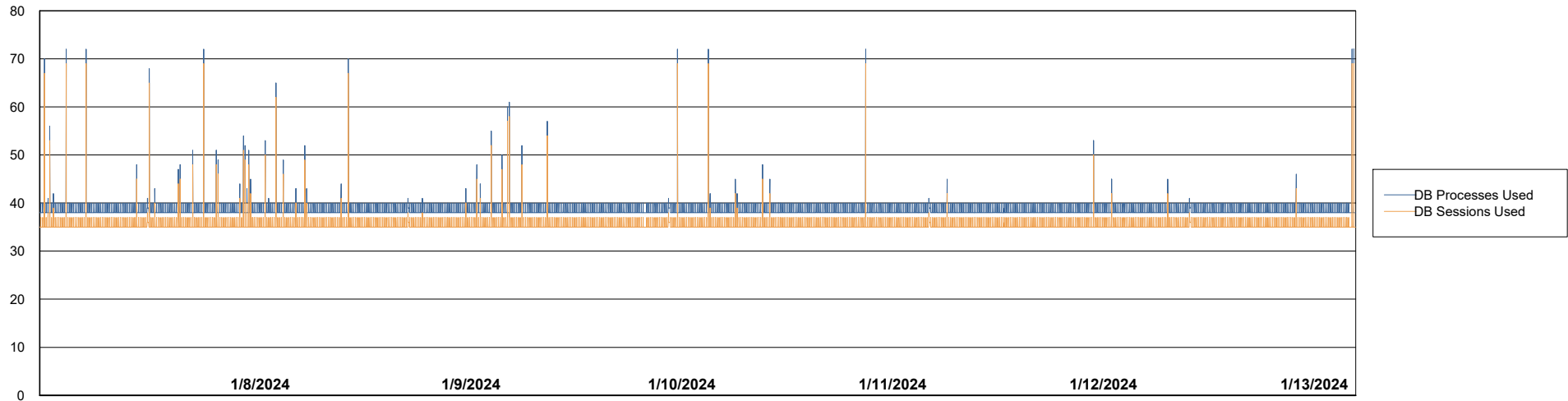
# Weekly SLA Customer Report

Customer NIX\_Production  
Database ID 51



Database Performance NIX\_PRD\_ABSD02\_HSBABS1

DB Processes Max 300



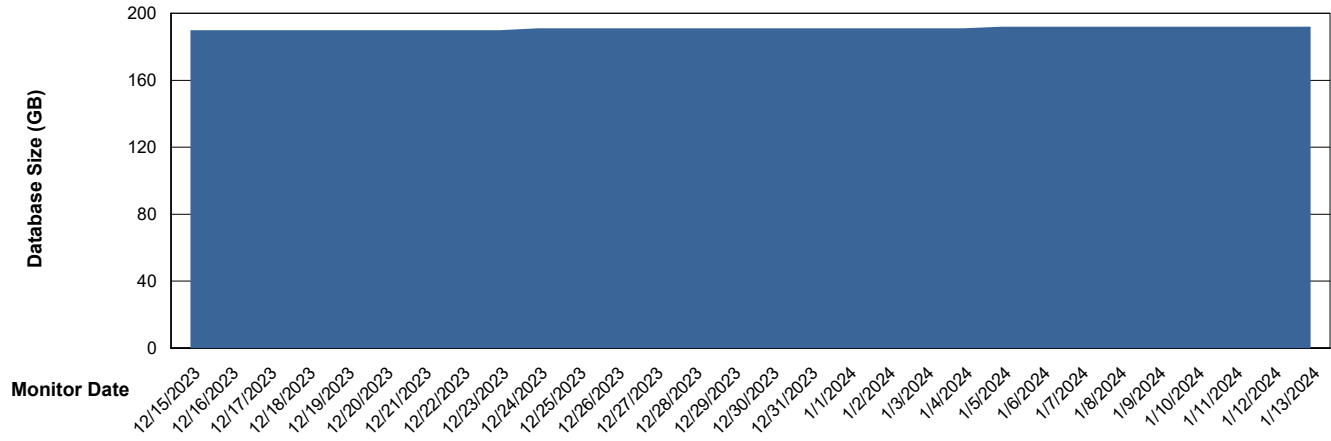
# Weekly SLA Customer Report

Customer NIX\_Production  
Database ID 51



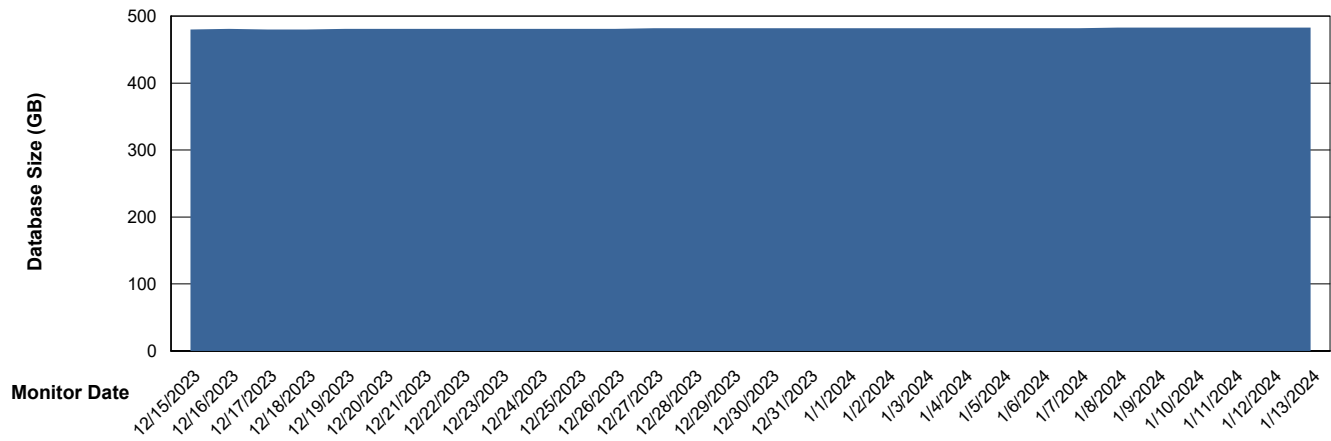
DATABASE SIZE NIX\_PRD\_ABSBI\_ABS1

### Database growth over last month



DATABASE SIZE NIX\_PRD\_ABSDB01\_ABS1

### Database growth over last month



# Weekly SLA Customer Report

Customer NIX\_Production  
 Database ID 51



Database Tablespace NIX\_PRD\_ABSBI\_ABS1

Date	Tablespace Name	Filesize (Gb)	Usedsize (Gb)	Percentage free
1/13/2024	ABSDATA	103	86	16
	INDX	126	105	17
1/12/2024	ABSDATA	103	86	16
	INDX	126	105	17
1/11/2024	ABSDATA	103	86	16
	INDX	126	105	17
1/10/2024	ABSDATA	103	86	16
	INDX	126	105	17
1/9/2024	ABSDATA	103	86	16
	INDX	126	104	17
1/8/2024	ABSDATA	103	86	16
	INDX	126	104	17
1/7/2024	ABSDATA	103	86	16
	INDX	126	104	17

# Weekly SLA Customer Report

Customer NIX\_Production  
 Database ID 51



Database Tablespace NIX\_PRD\_ABSD01\_ABS1

Date	Tablespace Name	Filesize (Gb)	Usedsize (Gb)	Percentage free
1/13/2024	ABSDATA	231	193	17
	INDX	316	265	16
1/12/2024	ABSDATA	231	193	17
	INDX	316	265	16
1/11/2024	ABSDATA	231	193	17
	INDX	316	265	16
1/10/2024	ABSDATA	231	193	17
	INDX	316	265	16
1/9/2024	ABSDATA	231	193	17
	INDX	316	265	16
1/8/2024	ABSDATA	231	193	17
	INDX	316	265	16
1/7/2024	ABSDATA	231	192	17
	INDX	316	265	16

BI Status and last ETL error for NIX\_PRD\_ABSBI\_ABS1

	Mon 8/1/2024	Tue 9/1/2024	Wed 10/1/2024	Thu 11/1/2024	Fri 12/1/2024	Sat 13/1/2024
<b>ABS DataWarehouse ETL Health</b>	OK	OK	OK	OK	OK	OK
<b>ABS DWHStaging ETL Health</b>	OK	OK	OK	OK	OK	OK

# Weekly SLA Customer Report

Customer NIX\_Production  
Database ID 51



BI last ETL error for	NIX_PRD_ABSBI_ABS1
-----------------------	--------------------

Fri, 12-01-2024	None
Tue, 9-01-2024	None
Fri, 12-01-2024	None
Thu, 11-01-2024	None
Sun, 7-01-2024	None
Mon, 8-01-2024	None
Wed, 10-01-2024	None
Sat, 13-01-2024	None
Wed, 10-01-2024	None
Sun, 7-01-2024	None
Mon, 8-01-2024	None
Tue, 9-01-2024	None
Thu, 11-01-2024	None
Sat, 13-01-2024	None

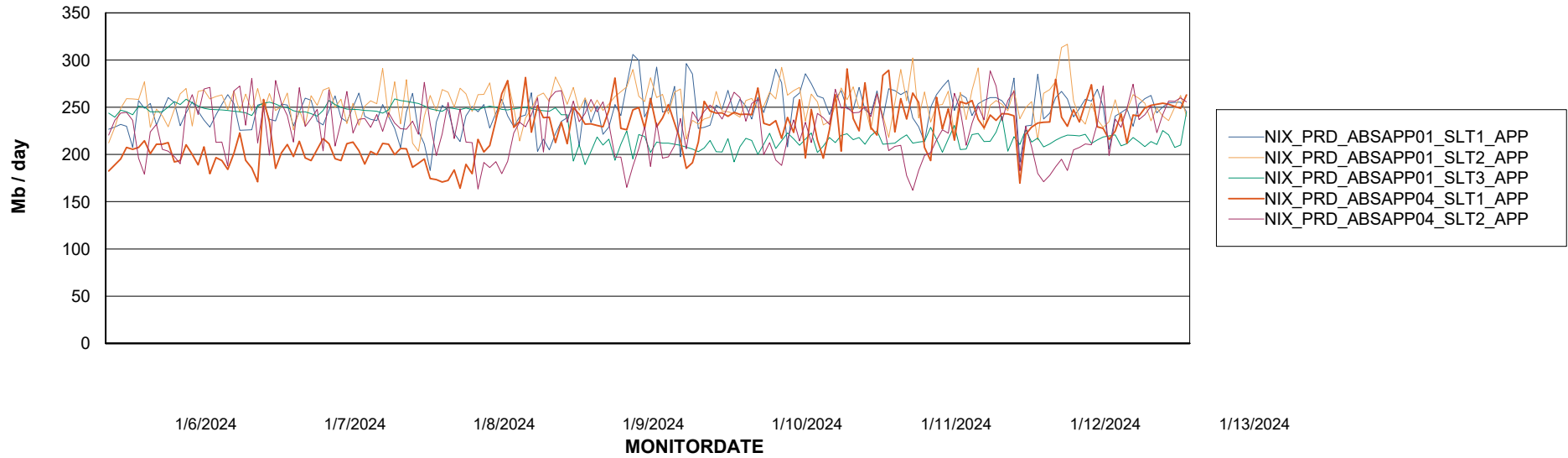
# Weekly SLA Customer Report

Customer NIX\_Production  
Database ID 51

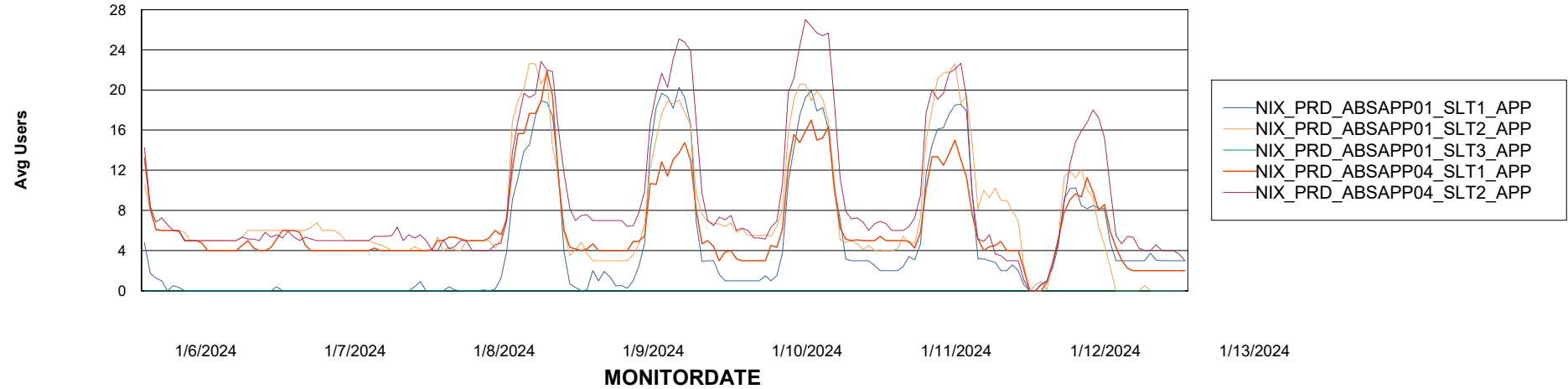


## ABSSolute Application Server Services

### Avg memory used per ABS Server Service



### Avg users per day per ABS server



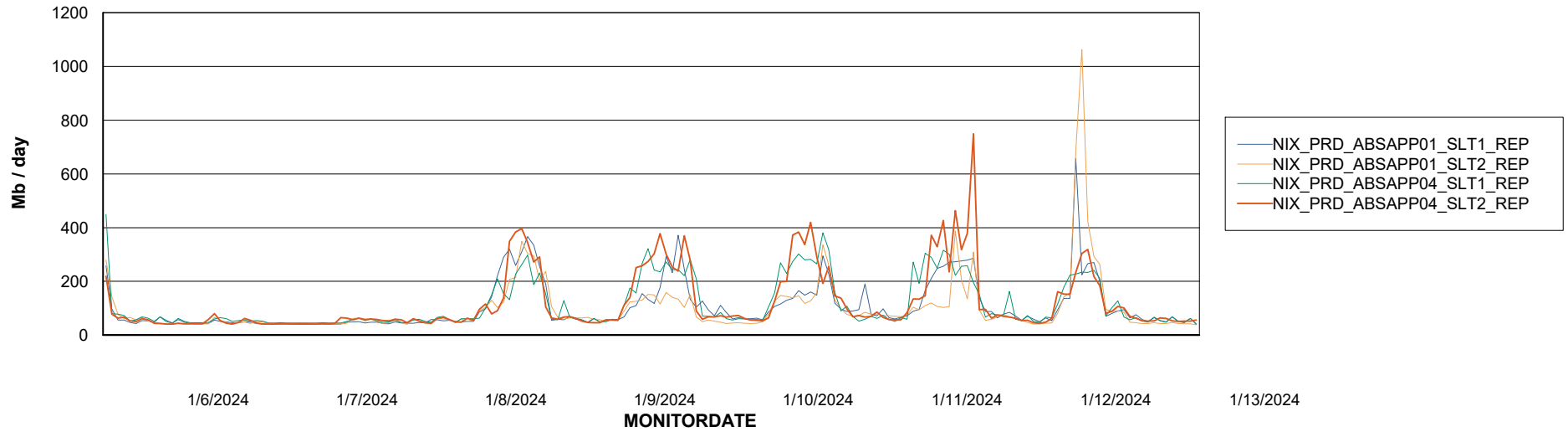
# Weekly SLA Customer Report

Customer NIX\_Production  
Database ID 51



## ABSSolute Application ReportServer Services

### Avg memory used per ReportServer Service



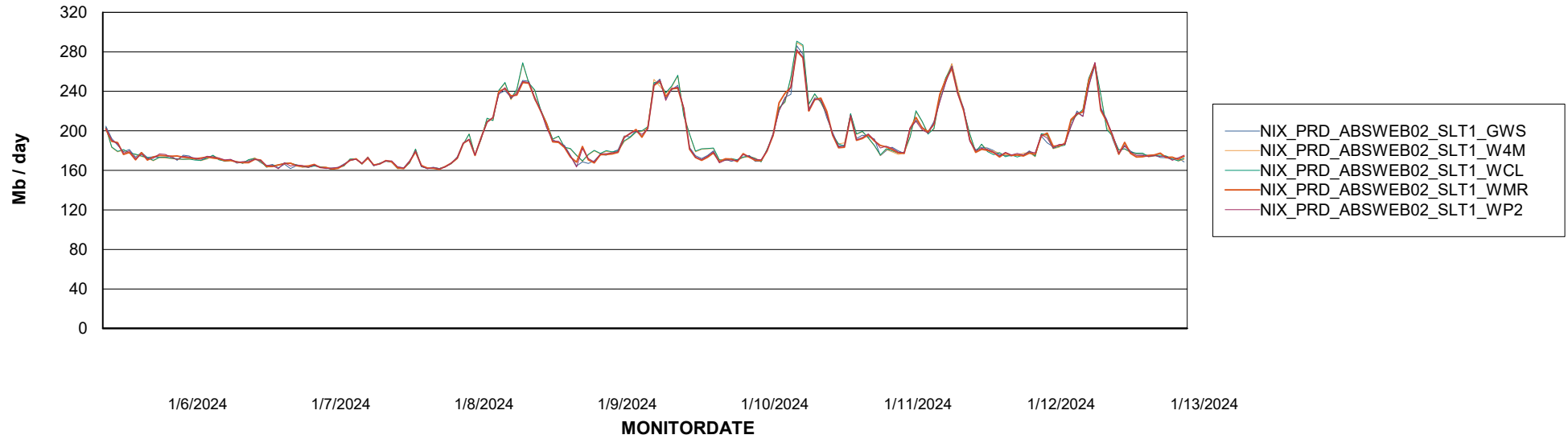
# Weekly SLA Customer Report

Customer NIX\_Production  
Database ID 51



## ABSolute Web Component Services

### Avg memory used per ABS Web component



# Weekly SLA Customer Report

Customer NIX\_Production  
Database ID 51



### Disaster per ABS component

