

# Weekly SLA Customer Report

Customer BNL\_Production  
Database ID 83



## Harddisk Usage BNL\_PRD\_BSNLP-VM-ABSD02

	Free disk space on C: (%)	Total disk space on C: (Gb)	Used disk space on C: (Gb)	Free disk space on D: (%)	Total disk space on D: (Gb)	Used disk space on D: (Gb)	Free disk space on E: (%)	Total disk space on E: (Gb)	Used disk space on E: (Gb)	Free disk space on F: (%)
1/13/2024	51	127	63	61	1,512	584	89	500	55	80
1/12/2024	51	127	62	63	1,512	564	89	500	57	80
1/11/2024	51	127	62	65	1,512	529	90	500	52	80
1/10/2024	51	127	62	63	1,512	564	89	500	57	80
1/9/2024	51	127	62	66	1,512	521	90	500	52	80
1/8/2024	51	127	61	65	1,512	527	88	500	58	80
1/7/2024	51	127	61	62	1,512	574	90	500	49	80

## Harddisk Usage BNL\_PRD\_BSNLP-VM-ABSD03

	Free disk space on C: (%)	Total disk space on C: (Gb)	Used disk space on C: (Gb)	Free disk space on D: (%)	Total disk space on D: (Gb)	Used disk space on D: (Gb)	Free disk space on E: (%)	Total disk space on E: (Gb)	Used disk space on E: (Gb)	Free disk space on F: (%)
1/13/2024	47	127	67	81	1,512	285	79	500	106	80
1/12/2024	48	127	66	81	1,512	284	79	500	107	80
1/11/2024	48	127	66	81	1,512	284	79	500	106	80
1/10/2024	48	127	66	81	1,512	284	79	500	105	80
1/9/2024	48	127	66	81	1,512	284	79	500	104	80
1/8/2024	48	127	66	81	1,512	285	80	500	98	80
1/7/2024	48	127	66	81	1,512	285	80	500	98	80

# Weekly SLA Customer Report

Customer BNL\_Production  
 Database ID 83



Harddisk Usage BNL\_PRD\_bsnlp-vm-absw01

	Free disk space on C: (%)	Total disk space on C: (Gb)	Used disk space on C: (Gb)	Free disk space on D: (%)	Total disk space on D: (Gb)	Used disk space on D: (Gb)	Free disk space on E: (%)	Total disk space on E: (Gb)	Used disk space on E: (Gb)
1/13/2024	79	127	26	96	128	5	87	16	2
1/12/2024	80	127	25	96	128	5	87	16	2
1/11/2024	80	127	25	96	128	5	87	16	2
1/10/2024	80	127	25	96	128	5	87	16	2
1/9/2024	80	127	26	96	128	5	87	16	2
1/8/2024	80	127	25	96	128	5	87	16	2
1/7/2024	80	127	25	96	128	5	87	16	2

Harddisk Usage BNL\_PRD\_vm-absa01

	Free disk space on C: (%)	Total disk space on C: (Gb)	Used disk space on C: (Gb)	Free disk space on D: (%)	Total disk space on D: (Gb)	Used disk space on D: (Gb)	Free disk space on E: (%)	Total disk space on E: (Gb)	Used disk space on E: (Gb)
1/13/2024	71	127	37	87	127	17	92	64	5
1/12/2024	73	127	34	87	127	17	92	64	5
1/11/2024	73	127	34	87	127	17	92	64	5
1/10/2024	73	127	34	87	127	17	92	64	5
1/9/2024	73	127	34	87	127	17	92	64	5
1/8/2024	73	127	34	87	127	17	92	64	5
1/7/2024	73	127	34	87	127	16	92	64	5

# Weekly SLA Customer Report

Customer BNL\_Production  
Database ID 83



## Harddisk Usage BNL\_PRD\_vm-absa02

	Free disk space on C: (%)	Total disk space on C: (Gb)	Used disk space on C: (Gb)	Free disk space on D: (%)	Total disk space on D: (Gb)	Used disk space on D: (Gb)	Free disk space on E: (%)	Total disk space on E: (Gb)	Used disk space on E: (Gb)
1/13/2024	73	127	34	81	127	24	92	64	5
1/12/2024	75	127	31	81	127	24	92	64	5
1/11/2024	75	127	31	81	127	24	92	64	5
1/10/2024	75	127	31	81	127	24	92	64	5
1/9/2024	75	127	31	81	127	24	92	64	5
1/8/2024	75	127	31	81	127	24	92	64	5
1/7/2024	75	127	31	81	127	24	92	64	5

## Harddisk Usage BNL\_PRD\_vm-absa03

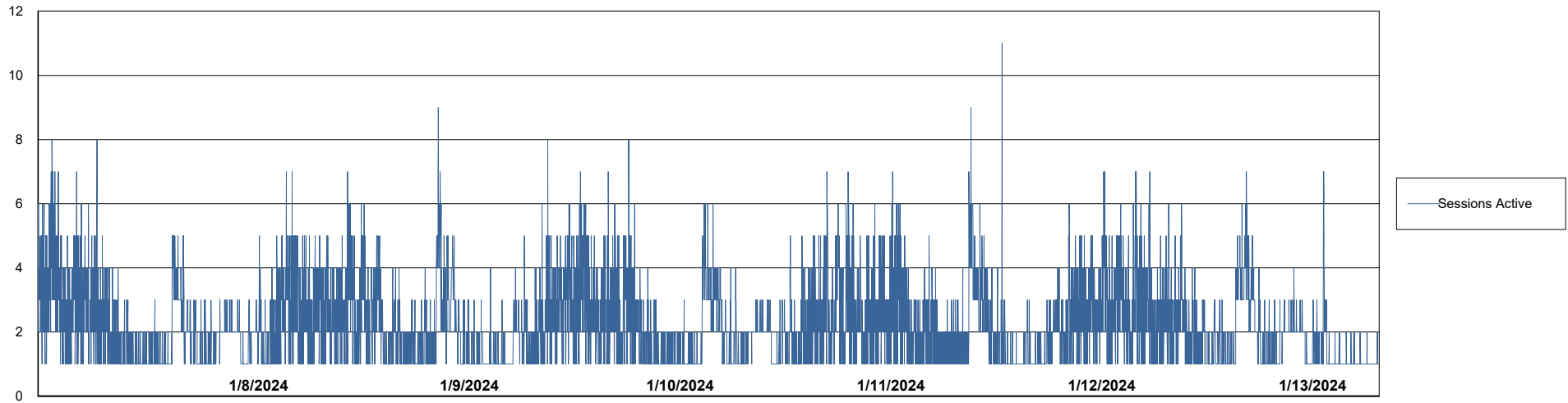
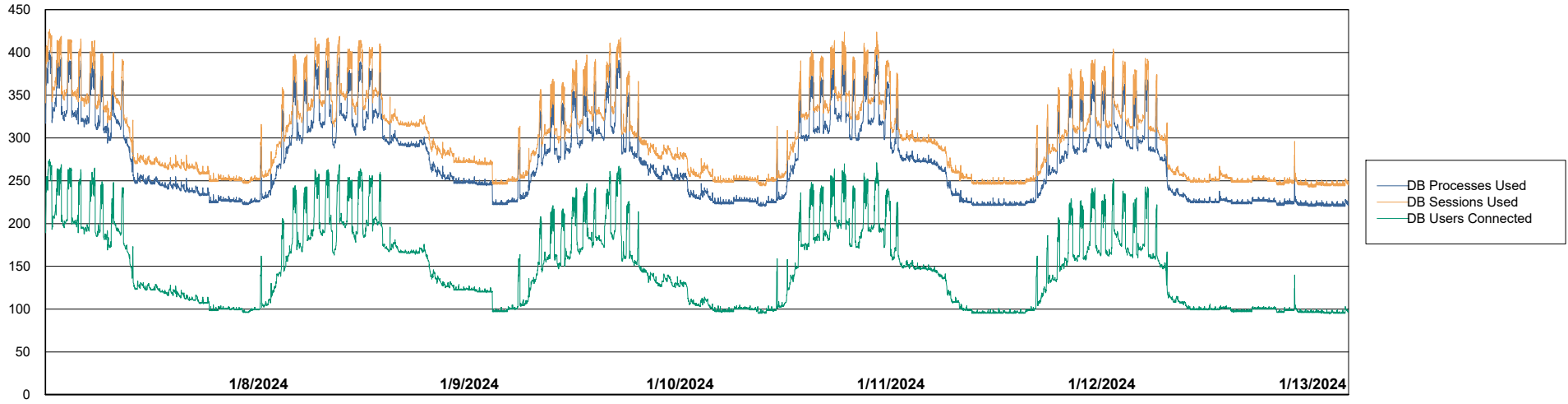
	Free disk space on C: (%)	Total disk space on C: (Gb)	Used disk space on C: (Gb)	Free disk space on D: (%)	Total disk space on D: (Gb)	Used disk space on D: (Gb)	Free disk space on E: (%)	Total disk space on E: (Gb)	Used disk space on E: (Gb)
1/13/2024	69	127	39	35	127	83	92	64	5
1/12/2024	70	127	38	35	127	83	92	64	5
1/11/2024	70	127	38	35	127	83	92	64	5
1/10/2024	70	127	38	35	127	82	92	64	5
1/9/2024	70	127	38	35	127	82	92	64	5
1/8/2024	70	127	38	35	127	82	92	64	5
1/7/2024	70	127	38	35	127	82	92	64	5

# Weekly SLA Customer Report

Customer BNL\_Production  
Database ID 83



## Database Performance BNLDB\_Production



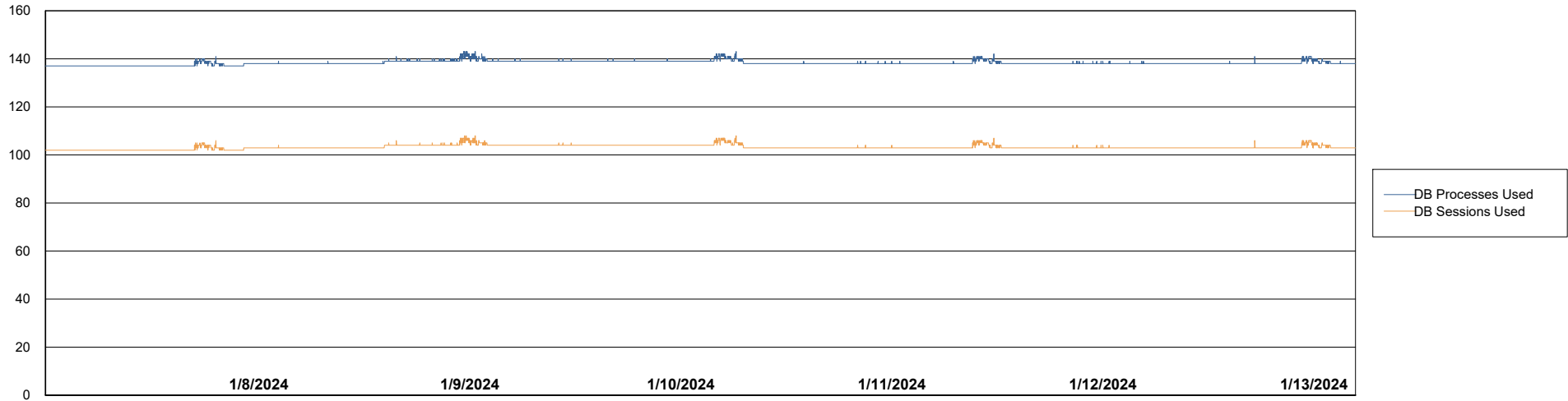
# Weekly SLA Customer Report

Customer BNL\_Production  
Database ID 83



## Database Performance BNLDB\_Standby

DB Processes Max 0  
DB Processes Max 4  
DB Processes Max 1,000



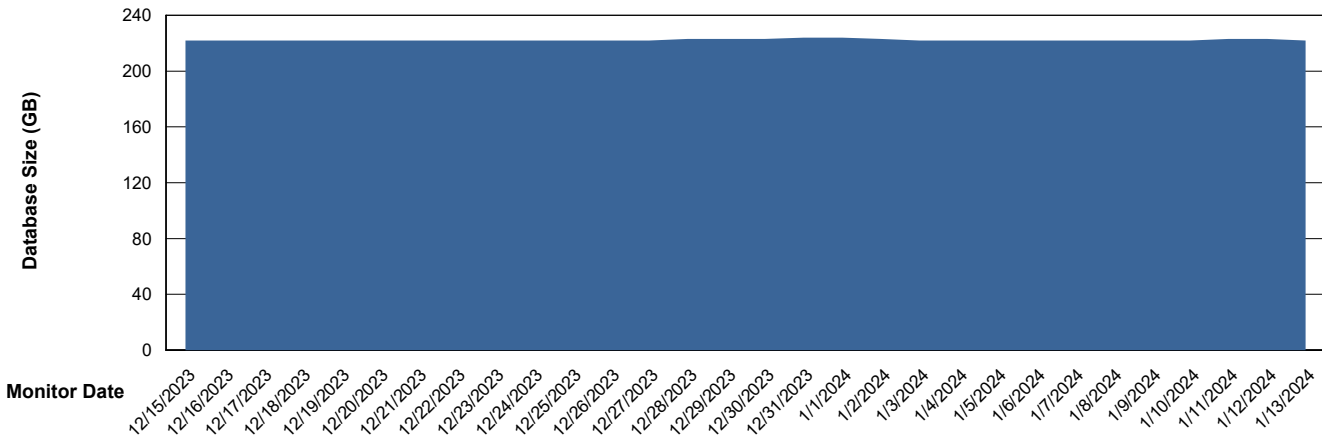
# Weekly SLA Customer Report

Customer BNL\_Production  
 Database ID 83



**DATABASE SIZE** BNLDB\_Production

**Database growth over last month**



**Database Tablespace** BNLDB\_Production

Date	Tablespace Name	Filesize (Gb)	Usedsize (Gb)	Percentage free
1/13/2024	ABSDATA	105	68	36
	INDX	200	146	27
1/12/2024	ABSDATA	105	68	36
	INDX	200	146	27
1/11/2024	ABSDATA	105	68	36
	INDX	200	146	27
1/10/2024	ABSDATA	105	67	36
	INDX	200	146	27
1/9/2024	ABSDATA	105	67	36
	INDX	200	145	27
1/8/2024	ABSDATA	105	67	36
	INDX	200	145	27
1/7/2024	ABSDATA	105	67	36
	INDX	200	145	27

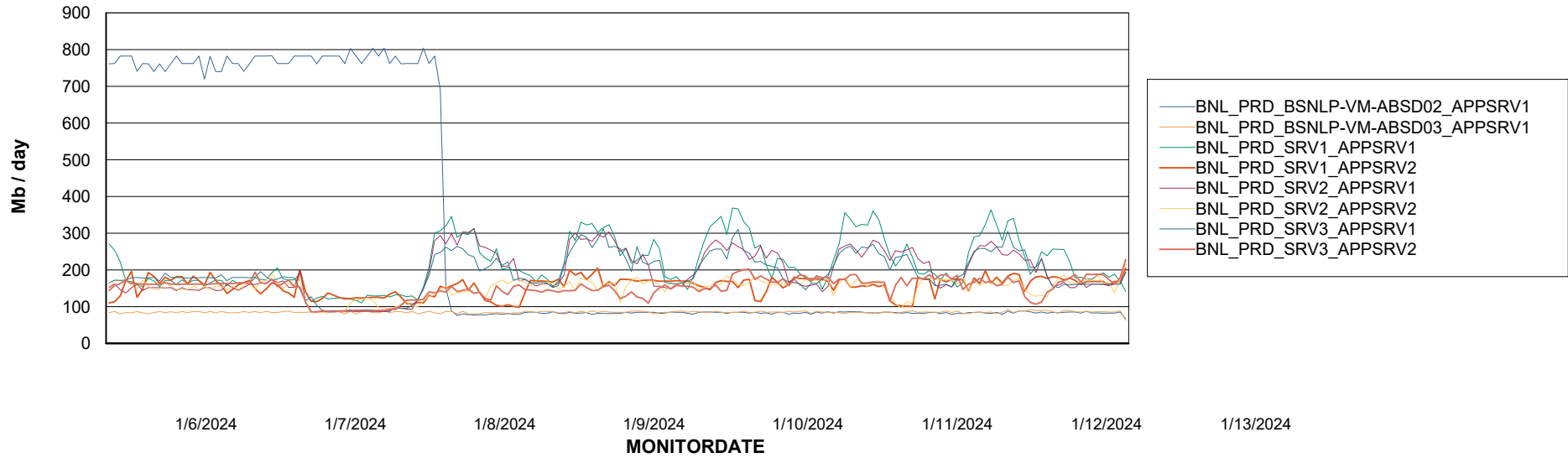
# Weekly SLA Customer Report

Customer BNL\_Production  
Database ID 83

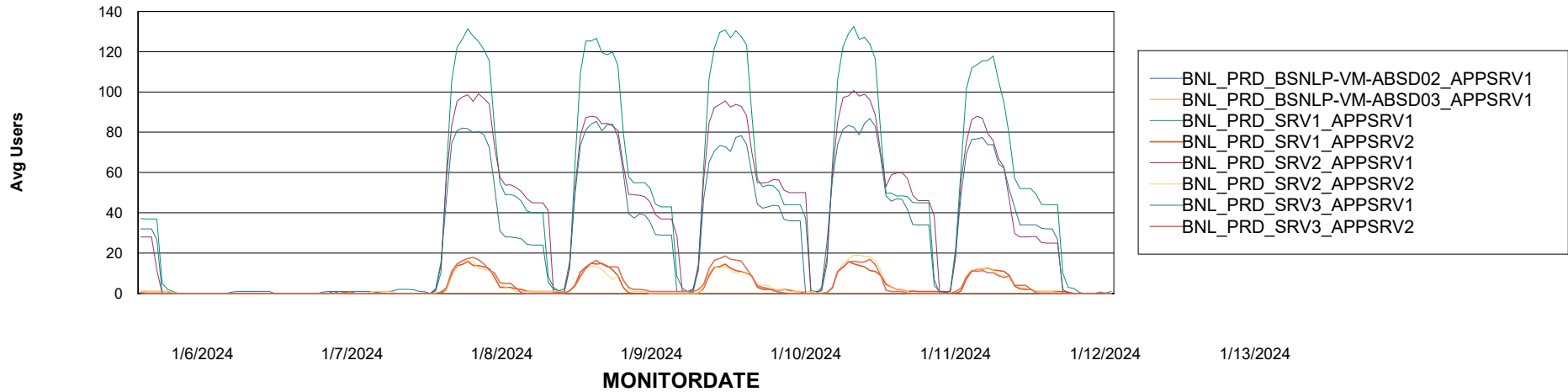


## ABSSolute Application Server Services

### Avg memory used per ABS Server Service



### Avg users per day per ABS server



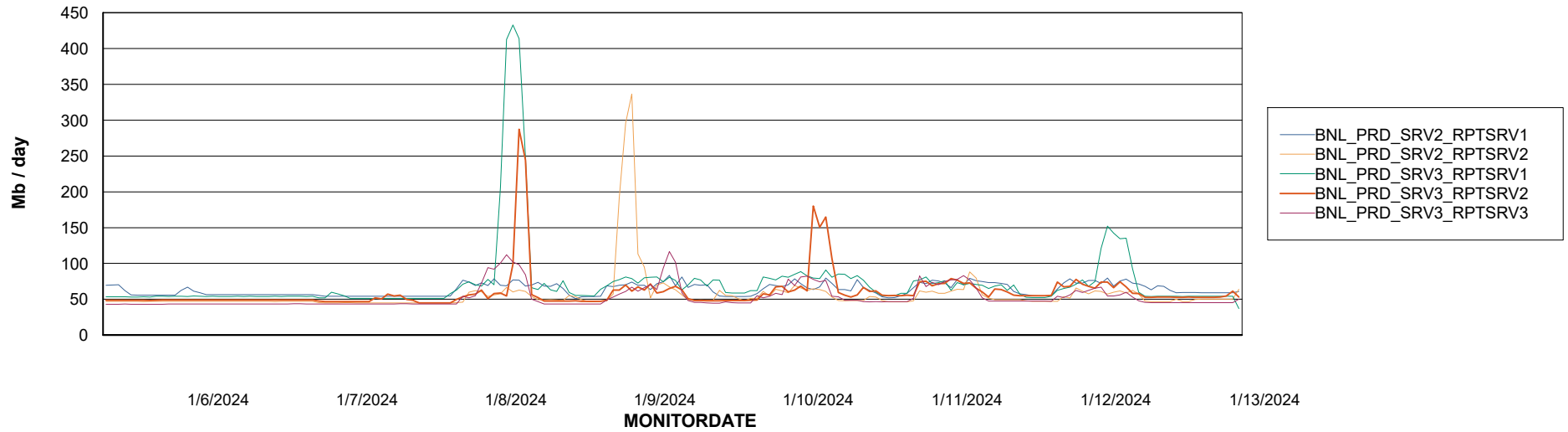
# Weekly SLA Customer Report

Customer BNL\_Production  
Database ID 83



## ABSolute Web Component Services

### Avg memory used per ReportServer Service



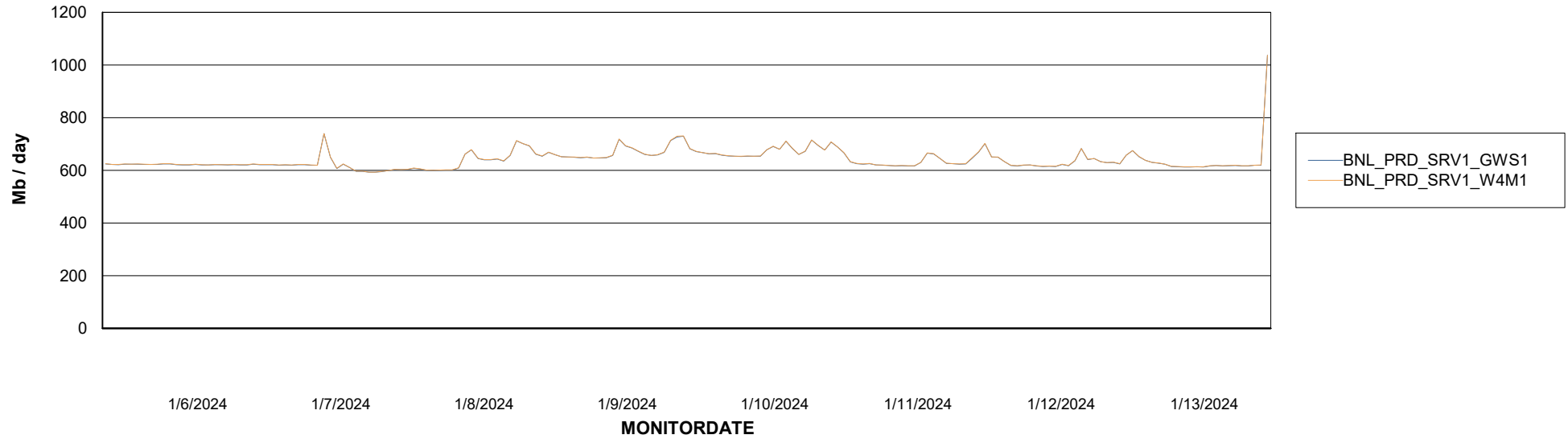
# Weekly SLA Customer Report

Customer BNL\_Production  
Database ID 83



## ABSSolute Web Component Services

### Avg memory used per ABS Web component



# Weekly SLA Customer Report

Customer BNL\_Production  
Database ID 83



## Disaster per ABS component

