

# Weekly SLA Customer Report

Customer SPI\_Production  
 Database ID 49



Harddisk Usage SPI\_PRD\_ORACLE1

	Free disk space on C: (%)	Total disk space on C: (Gb)	Used disk space on C: (Gb)	Free disk space on D: (%)	Total disk space on D: (Gb)	Used disk space on D: (Gb)
6-1-2024	44	79	45	55	100	45
5-1-2024	44	79	45	55	100	45
4-1-2024	44	79	45	55	100	45
3-1-2024	44	79	45	55	100	45
2-1-2024	44	79	45	55	100	45
1-1-2024	44	79	45	55	100	45
31-12-2023	44	79	45	55	100	45

Harddisk Usage SPI\_PRD\_ORACLE2

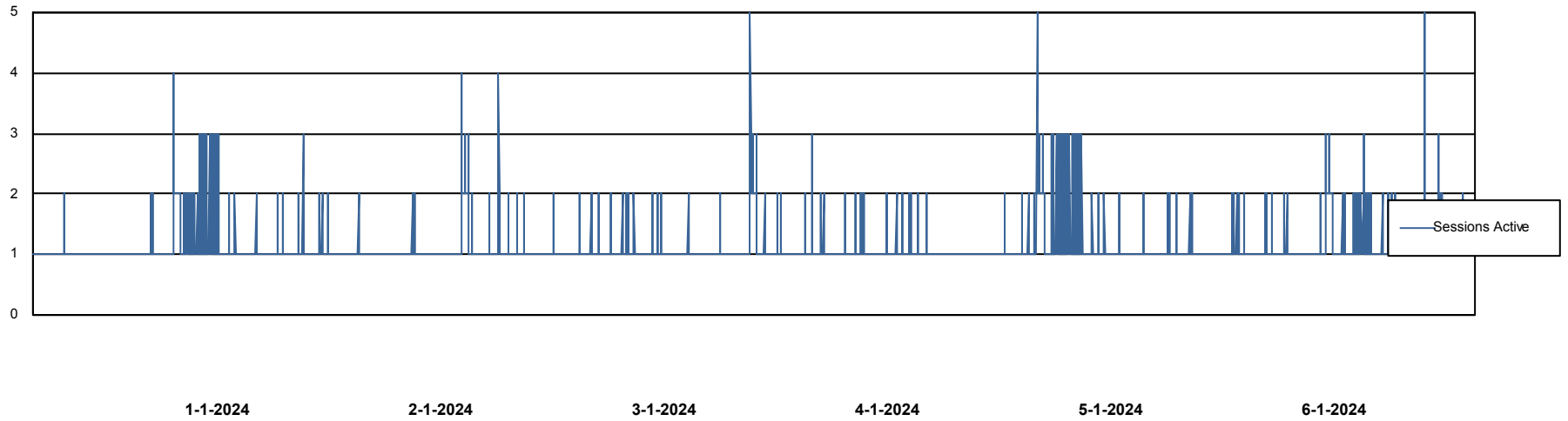
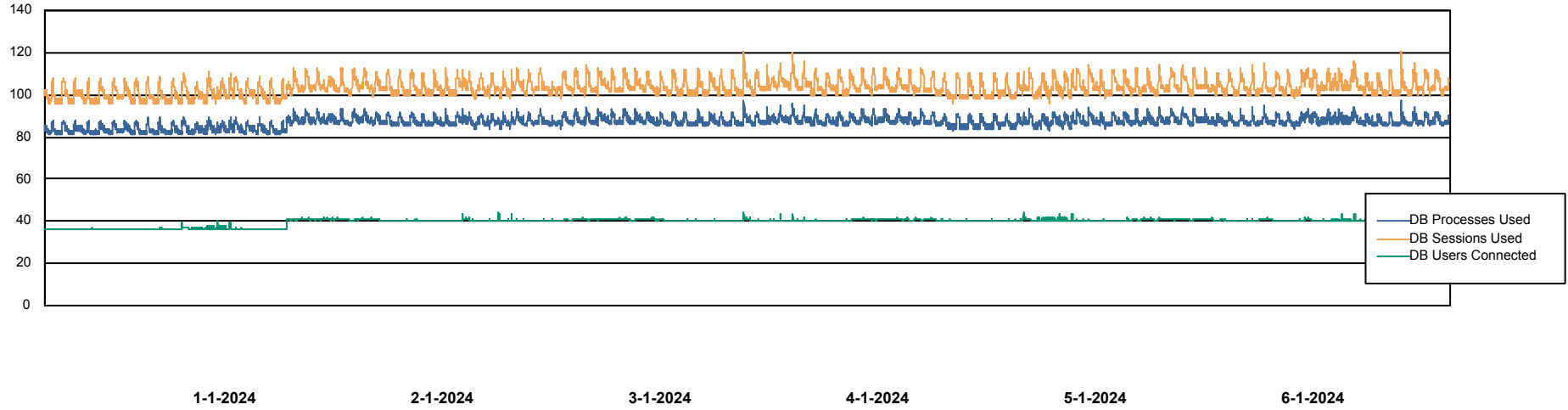
	Free disk space on C: (%)	Total disk space on C: (Gb)	Used disk space on C: (Gb)	Free disk space on D: (%)	Total disk space on D: (Gb)	Used disk space on D: (Gb)
6-1-2024	48	79	41	59	150	62
5-1-2024	48	79	41	59	150	62
4-1-2024	48	79	41	59	150	62
3-1-2024	48	79	41	59	150	62
2-1-2024	48	79	41	59	150	62
1-1-2024	48	79	41	59	150	62
31-12-2023	48	79	41	59	150	62

# Weekly SLA Customer Report

Customer SPI\_Production  
Database ID 49



## Database Performance SPIDB\_Production



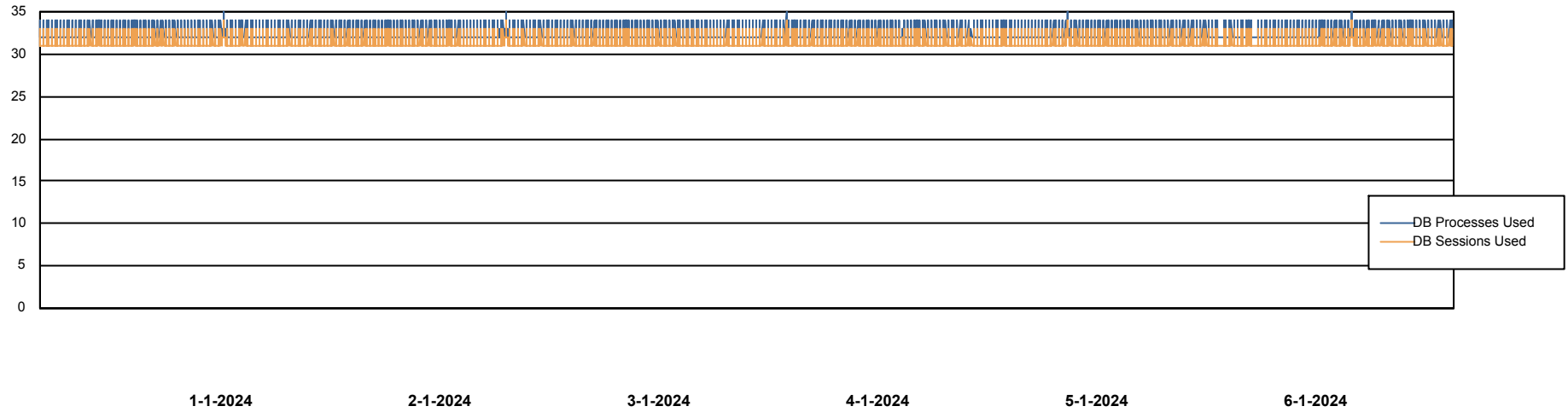
# Weekly SLA Customer Report

Customer SPI\_Production  
Database ID 49



Database Performance SPIDB\_Standby

DB Processes Max 500



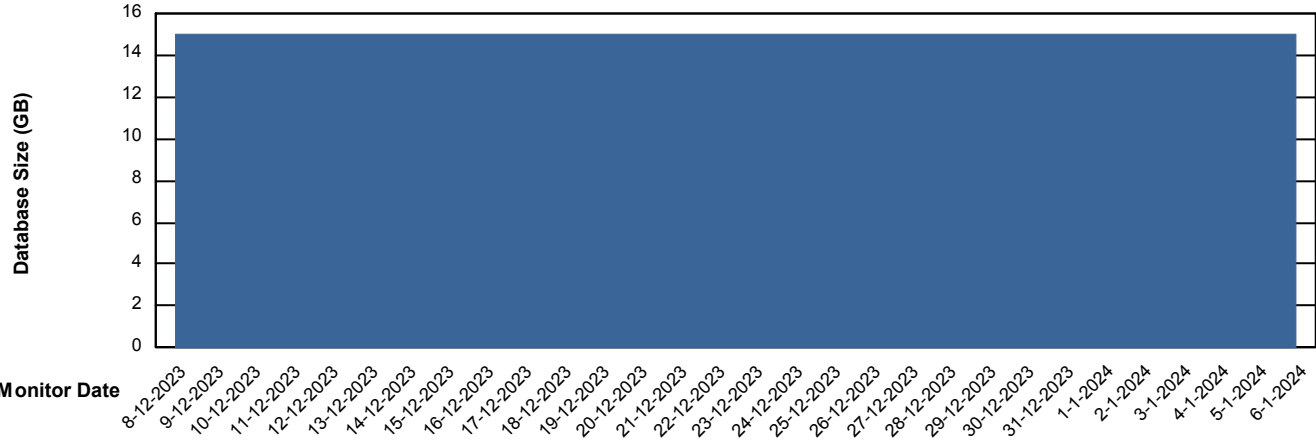
# Weekly SLA Customer Report

Customer SPI\_Production  
 Database ID 49



DATABASE SIZE SPIDB\_Production

Database growth over last month



Database Tablespace SPIDB\_Production

Date	Tablespace Name	Filesize (Gb)	Usedsize (Gb)	Percentage free
6-1-2024	ABSDATA	5	3	44
	INDX	8	5	40
5-1-2024	ABSDATA	5	3	44
	INDX	8	5	40
4-1-2024	ABSDATA	5	3	44
	INDX	8	5	40
3-1-2024	ABSDATA	5	3	44
	INDX	8	5	40
2-1-2024	ABSDATA	5	3	44
	INDX	8	5	40
1-1-2024	ABSDATA	5	3	44
	INDX	8	5	40
31-12-2023	ABSDATA	5	3	44
	INDX	8	5	40

# Weekly SLA Customer Report

Customer SPI\_Production  
Database ID 49



Standby Database Health SPI\_Production

## Recovery lag for last 7 days

