

Weekly SLA Customer Report

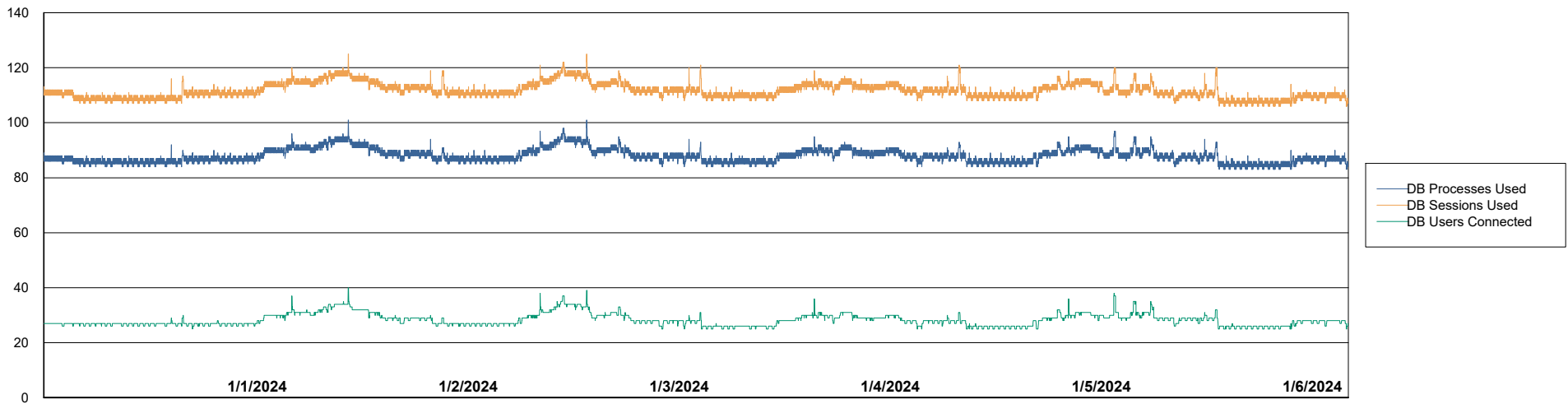
Customer RAS_Production
 Database ID 189



Harddisk Usage RAS_PRD_NEDLIN-ST-APP01

	Free disk space on C: (%)	Total disk space on C: (Gb)	Used disk space on C: (Gb)	Free disk space on D: (%)	Total disk space on D: (Gb)	Used disk space on D: (Gb)	Free disk space on E: (%)	Total disk space on E: (Gb)	Used disk space on E: (Gb)
1/6/2024	49	249	126	17	265	221	71	100	29
1/5/2024	49	249	127	17	265	220	71	100	29
1/4/2024	49	249	127	17	265	220	71	100	29
1/3/2024	49	249	127	17	265	220	71	100	29
1/2/2024	49	249	126	17	265	220	72	100	28
1/1/2024	49	249	126	17	265	220	72	100	28
12/31/2023	49	249	126	17	265	220	72	100	28

Database Performance RAS_PRD_NEDLIN-ST-APP01_ABS1



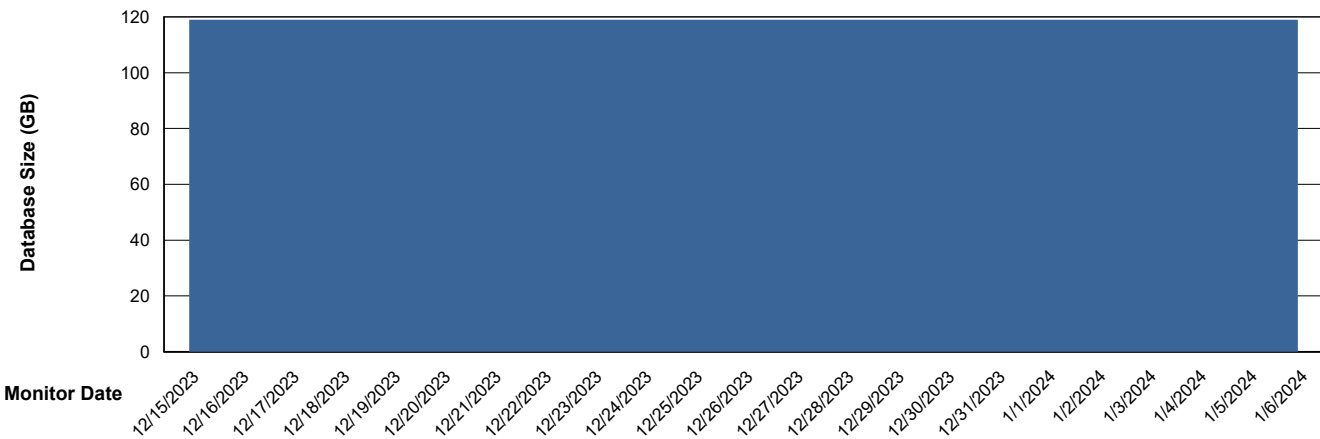
Weekly SLA Customer Report

Customer RAS_Production
 Database ID 189



DATABASE SIZE RAS_PRD_NEDLIN-ST-APP01_ABS1

Database growth over last month



Database Tablespace RAS_PRD_NEDLIN-ST-APP01_ABS1

Date	Tablespace Name	Filesize (Gb)	Usedsize (Gb)	Percentage free
1/6/2024	ABSDATA	60	32	47
	INDX	128	80	37
1/5/2024	ABSDATA	60	32	47
	INDX	128	80	37
1/4/2024	ABSDATA	60	32	47
	INDX	128	80	37
1/3/2024	ABSDATA	60	32	47
	INDX	128	80	37
1/2/2024	ABSDATA	60	32	47
	INDX	128	80	37
1/1/2024	ABSDATA	60	32	47
	INDX	128	80	37
12/31/2023	ABSDATA	60	32	47
	INDX	128	80	37

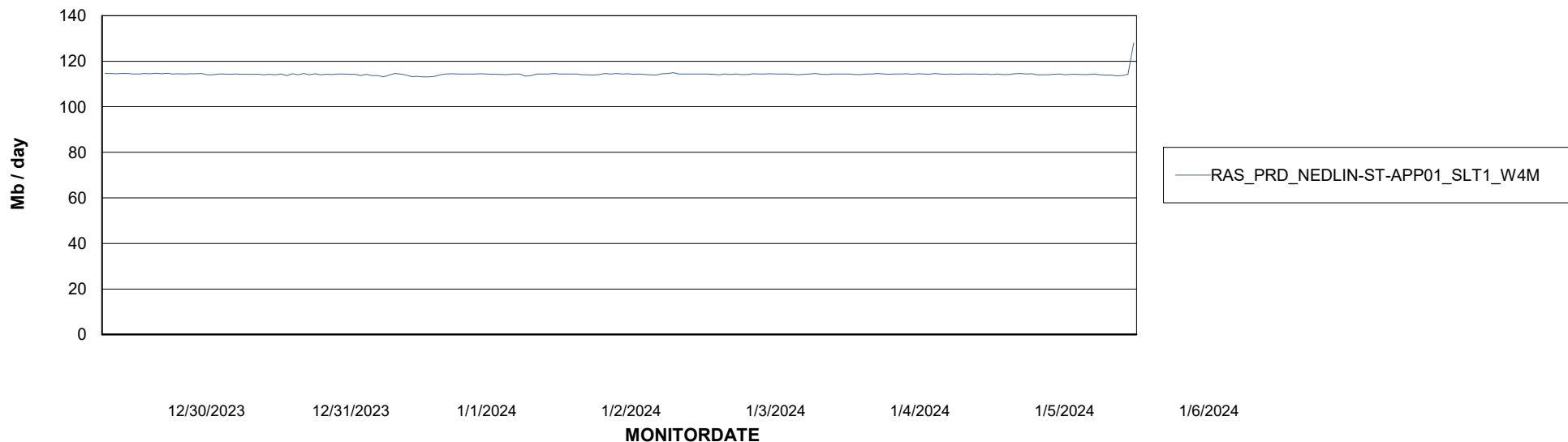
Weekly SLA Customer Report

Customer RAS_Production
Database ID 189



ABSSolute Web Component Services

Avg memory used per ABS Web component



Weekly SLA Customer Report

Customer RAS_Production
Database ID 189



Disaster per ABS component

