

Weekly SLA Customer Report

Customer BNL_Production
 Database ID 83



Harddisk Usage BNL_PRD_BSNLP-VM-ABSD02

	Free disk space on C: (%)	Total disk space on C: (Gb)	Used disk space on C: (Gb)	Free disk space on D: (%)	Total disk space on D: (Gb)	Used disk space on D: (Gb)	Free disk space on E: (%)	Total disk space on E: (Gb)	Used disk space on E: (Gb)	Free disk space on F: (%)
1/6/2024	51	127	61	59	1,512	616	87	500	63	80
1/5/2024	51	127	61	58	1,512	637	85	500	74	80
1/4/2024	51	127	61	59	1,512	623	87	500	64	80
1/3/2024	51	127	61	62	1,512	572	89	500	54	80
1/2/2024	51	127	61	62	1,512	577	89	500	55	80
1/1/2024	51	127	61	62	1,512	579	85	500	75	80
12/31/2023	51	127	61	62	1,512	579	86	500	68	80

Harddisk Usage BNL_PRD_BSNLP-VM-ABSD03

	Free disk space on C: (%)	Total disk space on C: (Gb)	Used disk space on C: (Gb)	Free disk space on D: (%)	Total disk space on D: (Gb)	Used disk space on D: (Gb)	Free disk space on E: (%)	Total disk space on E: (Gb)	Used disk space on E: (Gb)	Free disk space on F: (%)
1/6/2024	48	127	66	79	1,512	316	79	500	103	80
1/5/2024	48	127	66	77	1,512	348	78	500	109	80
1/4/2024	48	127	66	78	1,512	331	76	500	119	80
1/3/2024	48	127	66	81	1,512	284	74	500	128	80
1/2/2024	48	127	66	81	1,512	285	75	500	123	80
1/1/2024	48	127	66	81	1,512	290	75	500	123	80
12/31/2023	48	127	66	81	1,512	290	76	500	119	80

Weekly SLA Customer Report

Customer BNL_Production
 Database ID 83



Harddisk Usage BNL_PRD_bsnlp-vm-absw01

	Free disk space on C: (%)	Total disk space on C: (Gb)	Used disk space on C: (Gb)	Free disk space on D: (%)	Total disk space on D: (Gb)	Used disk space on D: (Gb)	Free disk space on E: (%)	Total disk space on E: (Gb)	Used disk space on E: (Gb)
1/6/2024	80	127	26	96	128	5	87	16	2
1/5/2024	80	127	26	96	128	5	87	16	2
1/4/2024	80	127	25	96	128	5	87	16	2
1/3/2024	80	127	25	96	128	5	87	16	2
1/2/2024	80	127	25	96	128	5	87	16	2
1/1/2024	80	127	25	96	128	4	87	16	2
12/31/2023	80	127	25	96	128	5	87	16	2

Harddisk Usage BNL_PRD_vm-absa01

	Free disk space on C: (%)	Total disk space on C: (Gb)	Used disk space on C: (Gb)	Free disk space on D: (%)	Total disk space on D: (Gb)	Used disk space on D: (Gb)	Free disk space on E: (%)	Total disk space on E: (Gb)	Used disk space on E: (Gb)
1/6/2024	73	127	34	87	127	16	92	64	5
1/5/2024	73	127	34	87	127	16	92	64	5
1/4/2024	73	127	34	87	127	16	92	64	5
1/3/2024	73	127	34	87	127	16	92	64	5
1/2/2024	73	127	34	87	127	16	92	64	5
1/1/2024	73	127	34	87	127	16	92	64	5
12/31/2023	73	127	34	87	127	16	92	64	5

Weekly SLA Customer Report

Customer BNL_Production
 Database ID 83



Harddisk Usage BNL_PRD_vm-absa02

	Free disk space on C: (%)	Total disk space on C: (Gb)	Used disk space on C: (Gb)	Free disk space on D: (%)	Total disk space on D: (Gb)	Used disk space on D: (Gb)	Free disk space on E: (%)	Total disk space on E: (Gb)	Used disk space on E: (Gb)
1/6/2024	75	127	31	81	127	24	92	64	5
1/5/2024	75	127	31	81	127	24	92	64	5
1/4/2024	75	127	31	81	127	24	92	64	5
1/3/2024	75	127	31	81	127	24	92	64	5
1/2/2024	75	127	31	81	127	24	92	64	5
1/1/2024	75	127	31	81	127	24	92	64	5
12/31/2023	75	127	31	81	127	24	92	64	5

Harddisk Usage BNL_PRD_vm-absa03

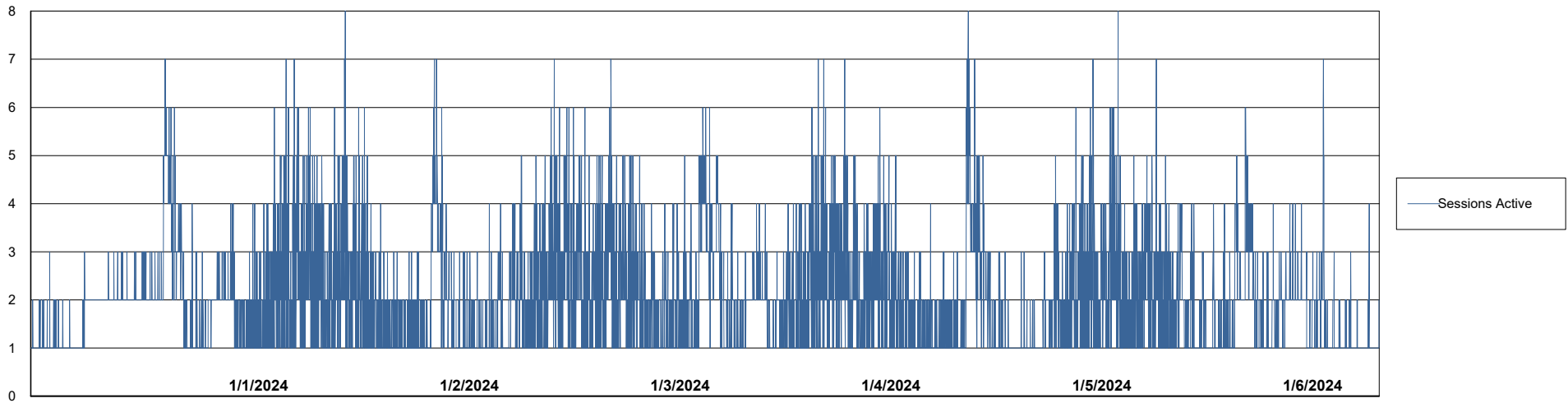
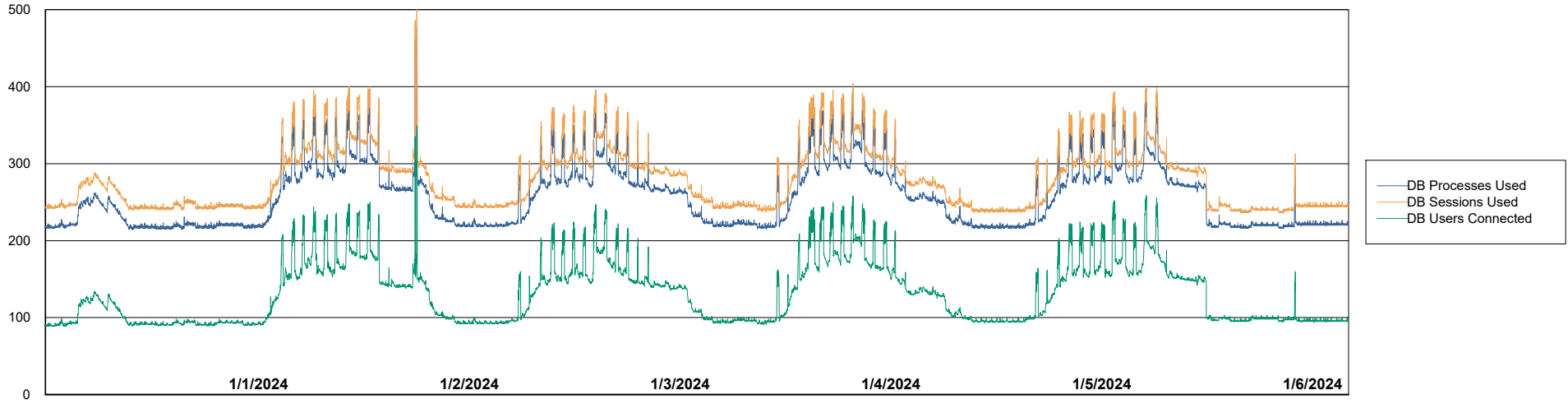
	Free disk space on C: (%)	Total disk space on C: (Gb)	Used disk space on C: (Gb)	Free disk space on D: (%)	Total disk space on D: (Gb)	Used disk space on D: (Gb)	Free disk space on E: (%)	Total disk space on E: (Gb)	Used disk space on E: (Gb)
1/6/2024	70	127	38	35	127	82	92	64	5
1/5/2024	70	127	38	35	127	82	92	64	5
1/4/2024	70	127	38	35	127	82	92	64	5
1/3/2024	70	127	38	35	127	82	92	64	5
1/2/2024	70	127	38	35	127	82	92	64	5
1/1/2024	70	127	38	35	127	82	92	64	5
12/31/2023	70	127	38	36	127	82	92	64	5

Weekly SLA Customer Report

Customer BNL_Production
Database ID 83



Database Performance BNLDB_Production



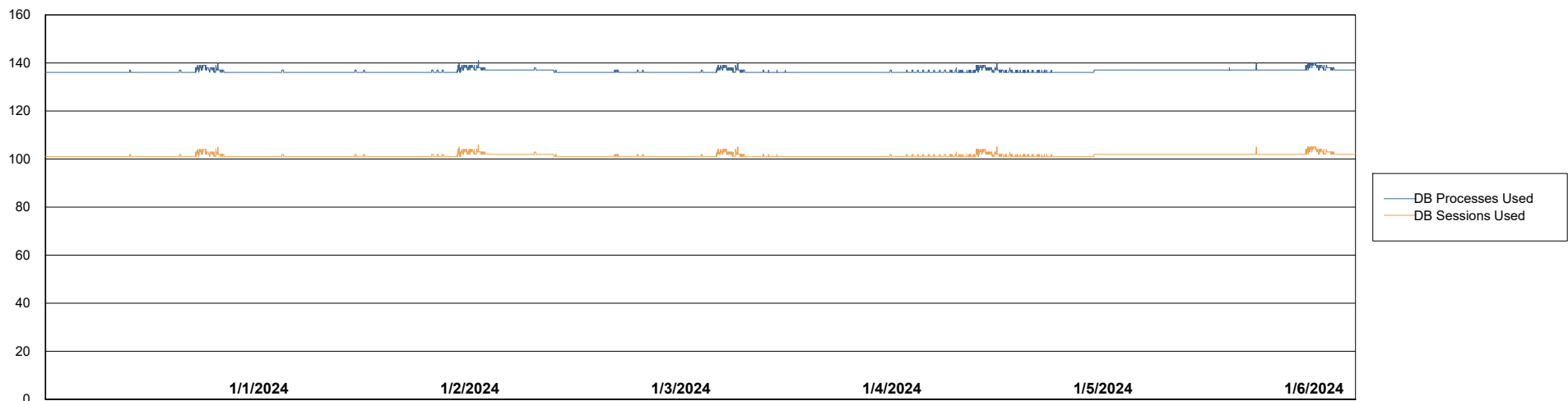
Weekly SLA Customer Report

Customer BNL_Production
Database ID 83



Database Performance BNLDB_Standby

DB Processes Max 4
DB Processes Max 0
DB Processes Max 1,000



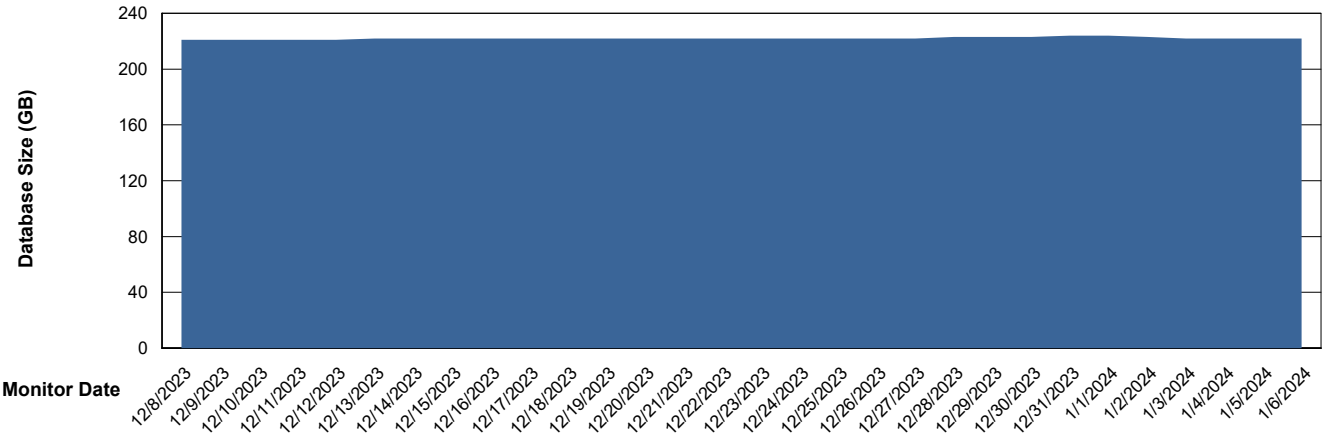
Weekly SLA Customer Report

Customer BNL_Production
 Database ID 83



DATABASE SIZE BNLDB_Production

Database growth over last month



Database Tablespace BNLDB_Production

Date	Tablespace Name	Filesize (Gb)	Usedsize (Gb)	Percentage free
1/6/2024	ABSDATA	105	67	36
	INDX	200	145	27
1/5/2024	ABSDATA	105	67	36
	INDX	200	145	27
1/4/2024	ABSDATA	105	67	36
	INDX	200	145	27
1/3/2024	ABSDATA	105	67	36
	INDX	200	145	27
1/2/2024	ABSDATA	105	67	36
	INDX	200	147	27
1/1/2024	ABSDATA	105	67	36
	INDX	200	147	27
12/31/2023	ABSDATA	105	67	36
	INDX	200	147	27

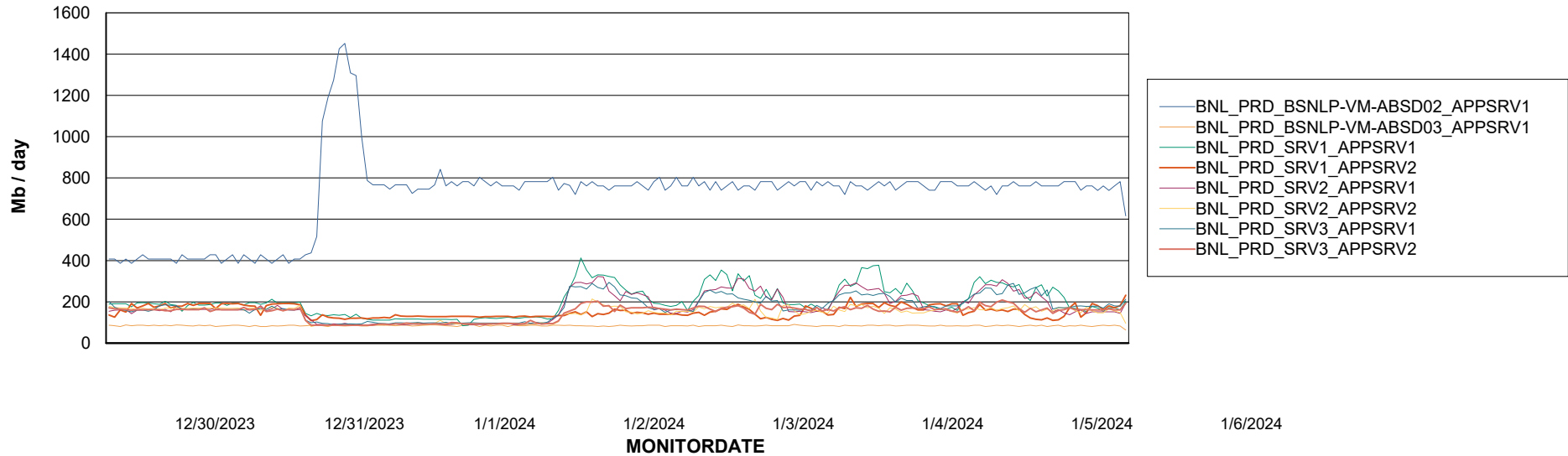
Weekly SLA Customer Report

Customer BNL_Production
Database ID 83

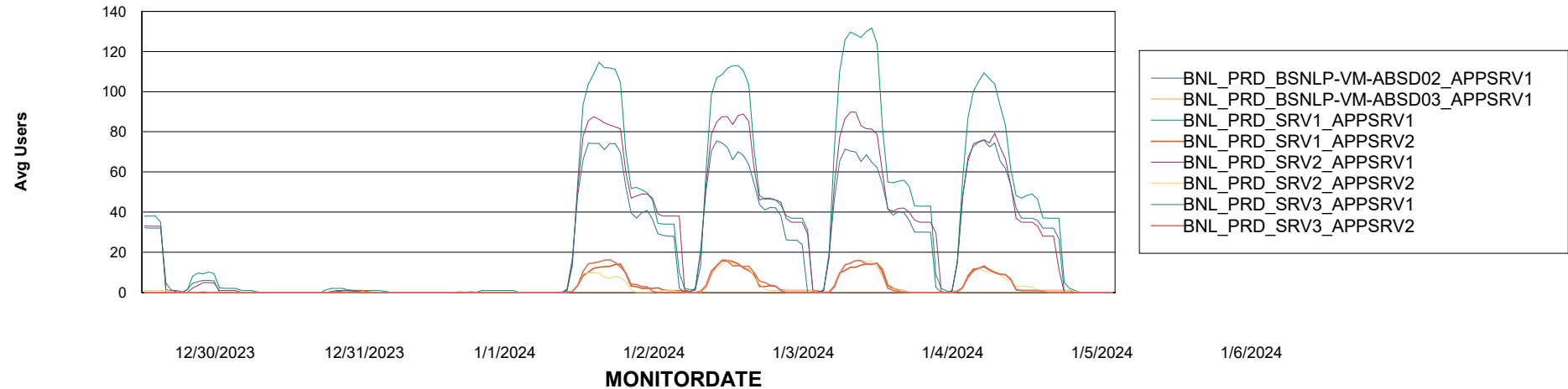


ABSSolute Application Server Services

Avg memory used per ABS Server Service



Avg users per day per ABS server



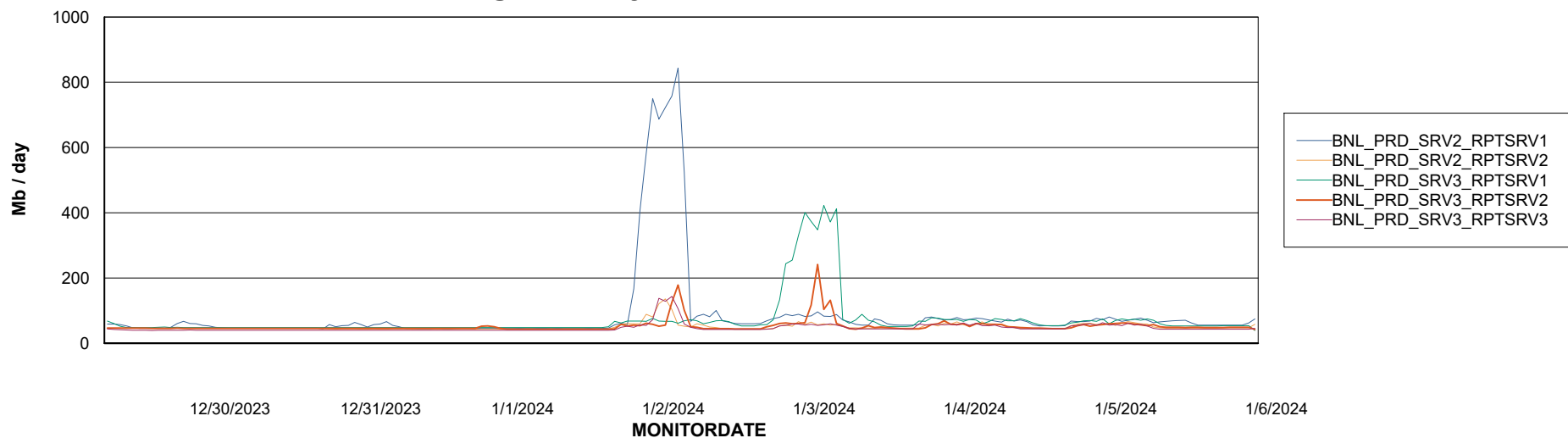
Weekly SLA Customer Report

Customer BNL_Production
Database ID 83



ABSolute Web Component Services

Avg memory used per ReportServer Service



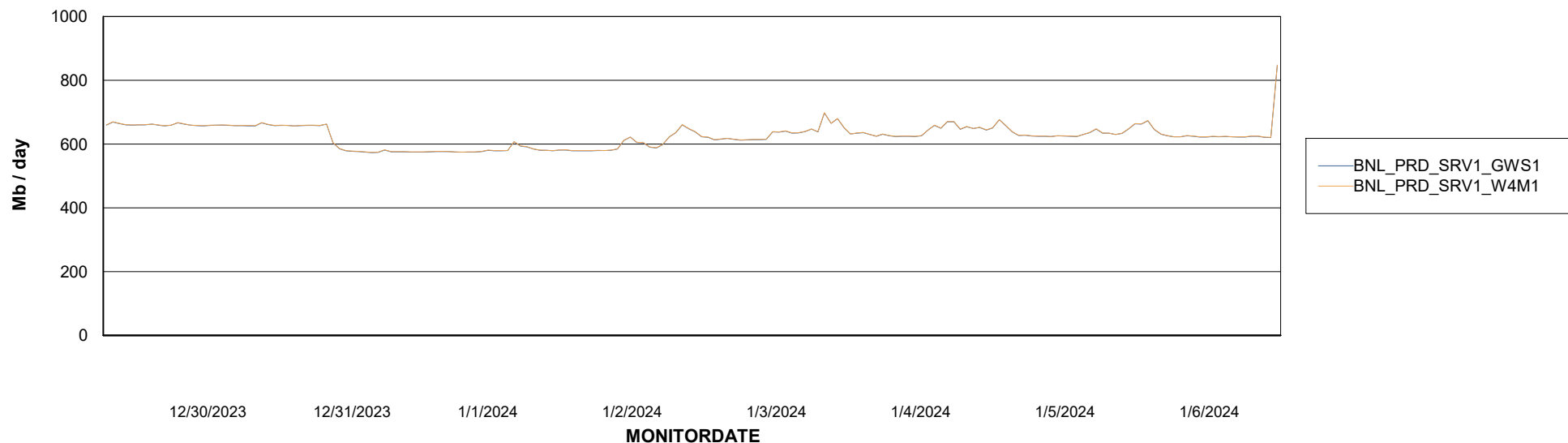
Weekly SLA Customer Report

Customer BNL_Production
Database ID 83



ABSSolute Web Component Services

Avg memory used per ABS Web component



Weekly SLA Customer Report

Customer BNL_Production
Database ID 83



Disaster per ABS component

