

# Weekly SLA Customer Report

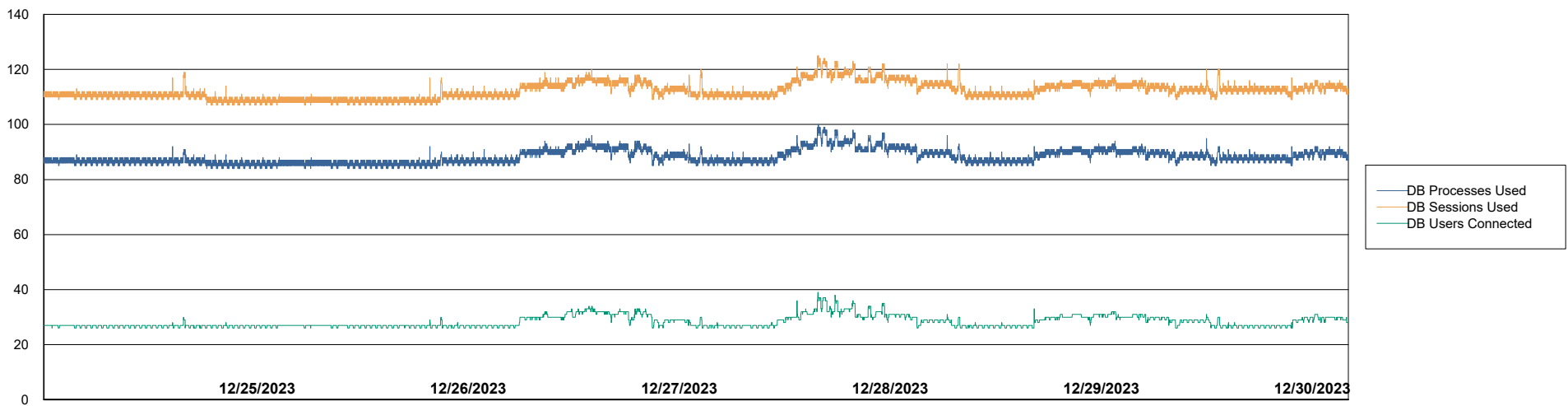
Customer RAS\_Production  
 Database ID 189



## Harddisk Usage RAS\_PRD\_NEDLIN-ST-APP01

	Free disk space on C: (%)	Total disk space on C: (Gb)	Used disk space on C: (Gb)	Free disk space on D: (%)	Total disk space on D: (Gb)	Used disk space on D: (Gb)	Free disk space on E: (%)	Total disk space on E: (Gb)	Used disk space on E: (Gb)
12/30/2023	49	249	126	17	265	221	72	100	28
12/29/2023	50	249	125	17	265	220	72	100	28
12/28/2023	50	249	125	17	265	220	72	100	28
12/27/2023	50	249	124	17	265	220	72	100	28
12/26/2023	50	249	124	17	265	220	72	100	28
12/25/2023	50	249	124	17	265	220	71	100	29
12/24/2023	50	249	124	17	265	220	70	100	29

## Database Performance RAS\_PRD\_NEDLIN-ST-APP01\_ABS1



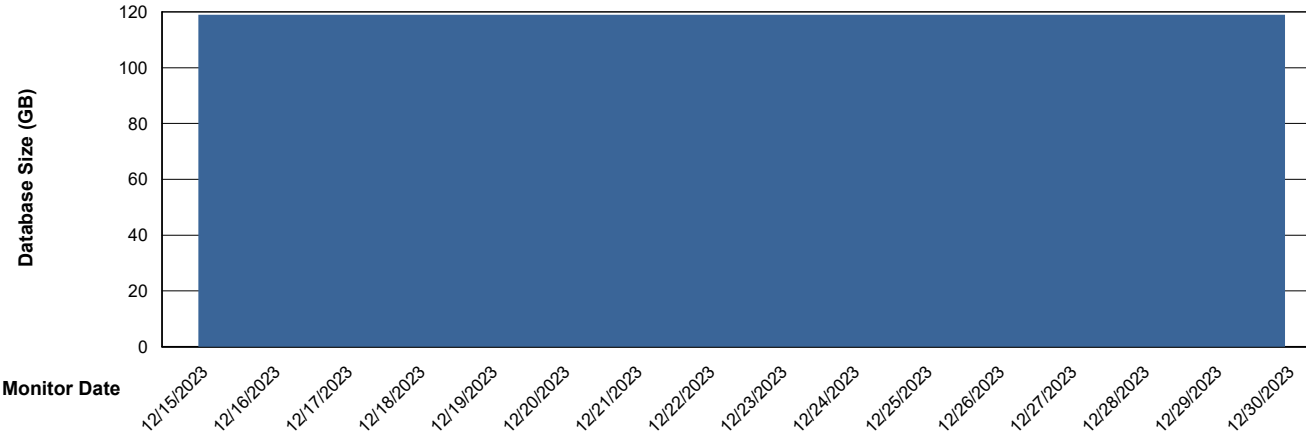
# Weekly SLA Customer Report

Customer RAS\_Production  
 Database ID 189



DATABASE SIZE RAS\_PRD\_NEDLIN-ST-APP01\_ABS1

## Database growth over last month



Database Tablespace RAS\_PRD\_NEDLIN-ST-APP01\_ABS1

Date	Tablespace Name	Filesize (Gb)	Usedsize (Gb)	Percentage free
12/30/2023	ABSDATA	60	32	47
	INDX	128	80	37
12/29/2023	ABSDATA	60	32	47
	INDX	128	80	37
12/28/2023	ABSDATA	60	32	47
	INDX	128	80	37
12/27/2023	ABSDATA	60	32	47
	INDX	128	80	37
12/26/2023	ABSDATA	60	32	47
	INDX	128	80	37
12/25/2023	ABSDATA	60	32	47
	INDX	128	80	37
12/24/2023	ABSDATA	60	32	47
	INDX	128	80	37

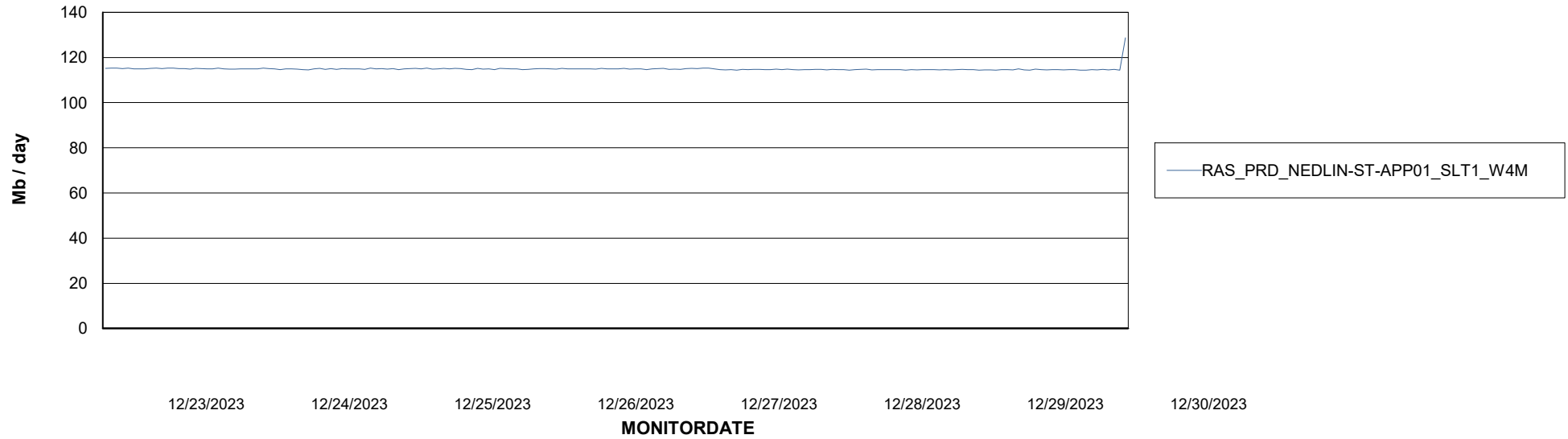
# Weekly SLA Customer Report

Customer RAS\_Production  
Database ID 189



## ABSSolute Web Component Services

### Avg memory used per ABS Web component



# Weekly SLA Customer Report

Customer RAS\_Production  
Database ID 189



### Disaster per ABS component

