

# Weekly SLA Customer Report

Customer LLG\_Production  
Database ID 53



## Harddisk Usage LLG\_PRD\_APP01

	Free disk space on C: (%)	Total disk space on C: (Gb)	Used disk space on C: (Gb)	Free disk space on D: (%)	Total disk space on D: (Gb)	Used disk space on D: (Gb)
12/30/2023	36	200	128	95	200	10
12/29/2023	36	200	128	95	200	10
12/28/2023	36	200	128	95	200	10
12/27/2023	36	200	128	95	200	10
12/26/2023	36	200	128	95	200	10
12/25/2023	36	200	128	95	200	10
12/24/2023	36	200	128	95	200	10

## Harddisk Usage LLG\_PRD\_APP02

	Free disk space on C: (%)	Total disk space on C: (Gb)	Used disk space on C: (Gb)	Free disk space on D: (%)	Total disk space on D: (Gb)	Used disk space on D: (Gb)
12/30/2023	61	200	77	93	200	14
12/29/2023	61	200	77	93	200	14
12/28/2023	61	200	77	93	200	14
12/27/2023	61	200	77	93	200	14
12/26/2023	61	200	77	93	200	14
12/25/2023	61	200	77	93	200	14
12/24/2023	61	200	77	93	200	14

# Weekly SLA Customer Report

Customer LLG\_Production  
Database ID 53



## Harddisk Usage LLG\_PRD\_BI02

	Free disk space on C: (%)	Total disk space on C: (Gb)	Used disk space on C: (Gb)	Free disk space on D: (%)	Total disk space on D: (Gb)	Used disk space on D: (Gb)
12/30/2023	56	150	67	33	685	459
12/29/2023	56	150	66	33	685	458
12/28/2023	55	150	67	33	685	458
12/27/2023	55	150	68	33	685	458
12/26/2023	55	150	68	33	685	458
12/25/2023	55	150	68	33	685	459
12/24/2023	53	150	71	33	685	461

## Harddisk Usage LLG\_PRD\_OR01

	Free disk space on C: (%)	Total disk space on C: (Gb)	Used disk space on C: (Gb)	Free disk space on D: (%)	Total disk space on D: (Gb)	Used disk space on D: (Gb)	Free disk space on E: (%)	Total disk space on E: (Gb)	Used disk space on E: (Gb)
12/30/2023	79	279	59	42	928	539	55	749	340
12/29/2023	79	279	59	42	928	539	54	749	346
12/28/2023	79	279	59	42	928	539	52	749	363
12/27/2023	79	279	59	42	928	539	33	749	505
12/26/2023	79	279	59	42	928	539	33	749	504
12/25/2023	79	279	59	42	928	539	35	749	485
12/24/2023	79	279	59	42	928	539	53	749	351

# Weekly SLA Customer Report

Customer LLG\_Production  
Database ID 53



## Harddisk Usage LLG\_PRD\_OR02

	Free disk space on C: (%)	Total disk space on C: (Gb)	Used disk space on C: (Gb)	Free disk space on D: (%)	Total disk space on D: (Gb)	Used disk space on D: (Gb)	Free disk space on E: (%)	Total disk space on E: (Gb)	Used disk space on E: (Gb)
12/30/2023	82	279	50	88	1,117	131	93	559	38
12/29/2023	82	279	50	88	1,117	131	93	559	38
12/28/2023	82	279	50	88	1,117	131	93	559	38
12/27/2023	82	279	50	88	1,117	131	93	559	38
12/26/2023	82	279	50	88	1,117	131	93	559	38
12/25/2023	82	279	50	88	1,117	131	93	559	38
12/24/2023	82	279	51	88	1,117	131	93	559	38

## Harddisk Usage LLG\_PRD\_TS2

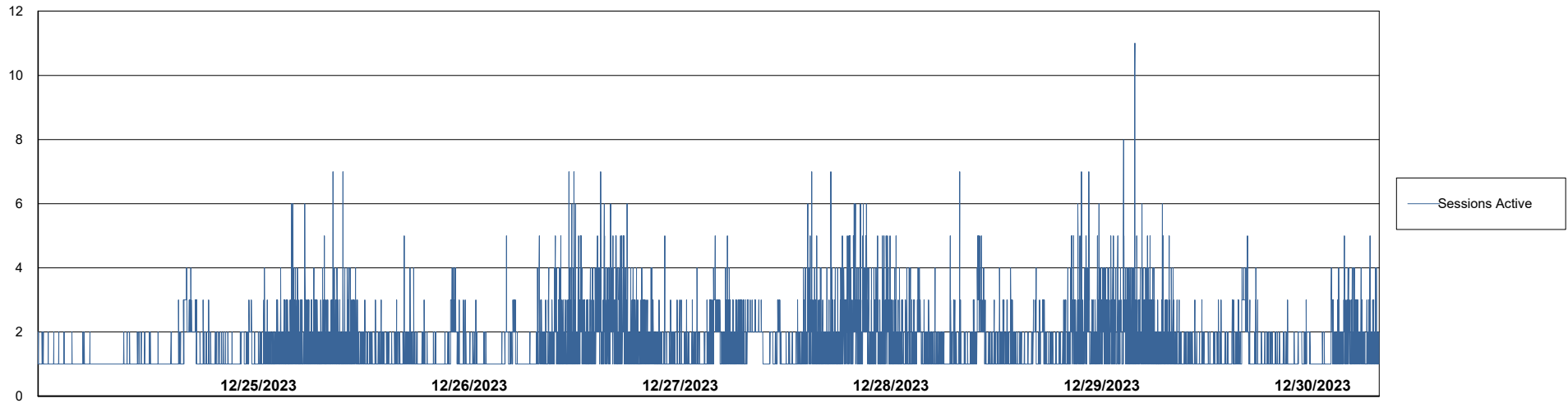
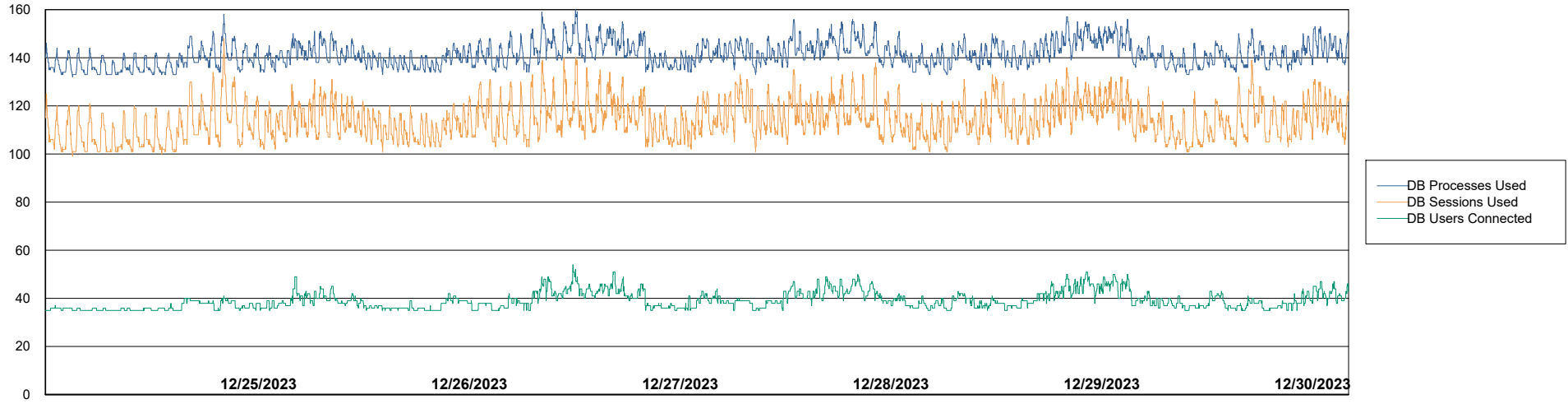
	Free disk space on C: (%)	Total disk space on C: (Gb)	Used disk space on C: (Gb)	Free disk space on D: (%)	Total disk space on D: (Gb)	Used disk space on D: (Gb)	Free disk space on E: (%)	Total disk space on E: (Gb)	Used disk space on E: (Gb)
12/30/2023	18	279	229	54	993	457	99	684	10
12/29/2023	18	279	229	54	993	457	99	684	8
12/28/2023	18	279	229	54	993	457	99	684	6
12/27/2023	18	279	229	54	993	457	90	684	72
12/26/2023	18	279	229	54	993	457	77	684	159
12/25/2023	18	279	229	54	993	457	79	684	141
12/24/2023	18	279	229	54	993	457	99	684	7

# Weekly SLA Customer Report

Customer LLG\_Production  
Database ID 53



## Database Performance LLGDB\_Production



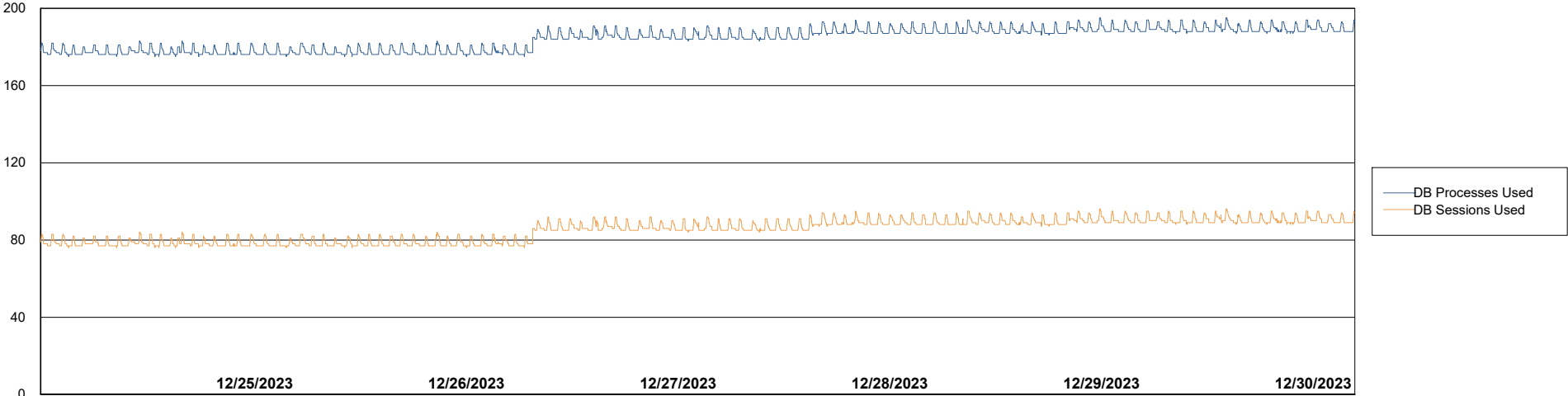
# Weekly SLA Customer Report

Customer LLG\_Production  
Database ID 53



Database Performance LLGDB\_Standby\_TS2

DB Processes Max 300  
DB Processes Max 4  
DB Processes Max 0



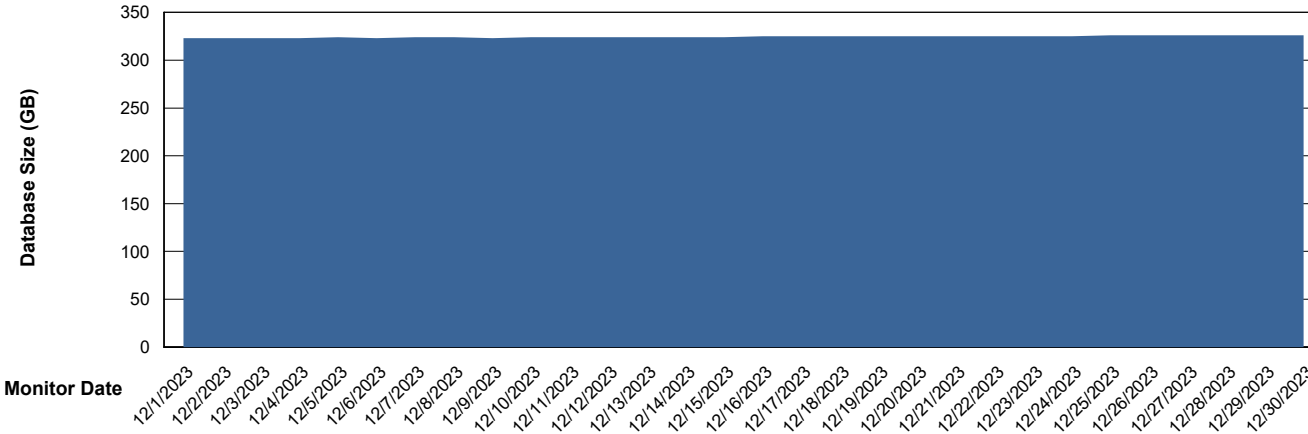
# Weekly SLA Customer Report

Customer LLG\_Production  
 Database ID 53



DATABASE SIZE LLGDB\_Production

## Database growth over last month



Database Tablespace LLGDB\_Production

Date	Tablespace Name	Filesize (Gb)	Usedsize (Gb)	Percentage free
12/30/2023	ABSDATA	178	128	28
	INDX	230	187	19
12/29/2023	ABSDATA	178	128	28
	INDX	230	187	19
12/28/2023	ABSDATA	178	128	28
	INDX	230	187	19
12/27/2023	ABSDATA	178	128	28
	INDX	230	187	19
12/26/2023	ABSDATA	178	128	28
	INDX	230	187	19
12/25/2023	ABSDATA	178	128	28
	INDX	230	187	19
12/24/2023	ABSDATA	178	128	28
	INDX	230	187	19

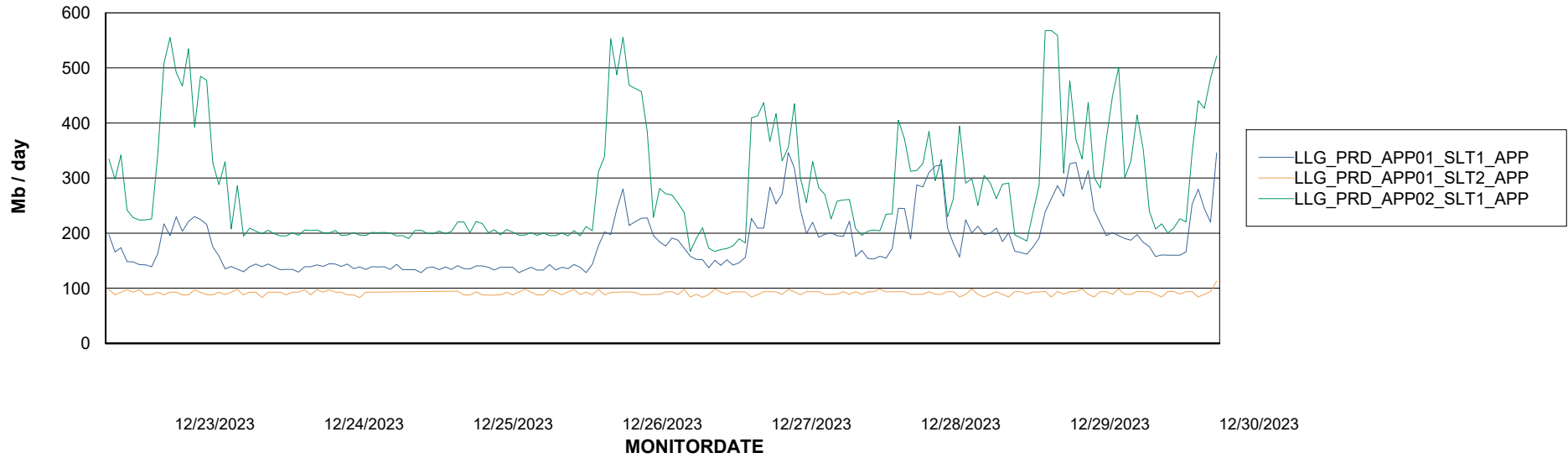
# Weekly SLA Customer Report

Customer LLG\_Production  
Database ID 53



## ABSSolute Application Server Services

### Avg memory used per ABS Server Service



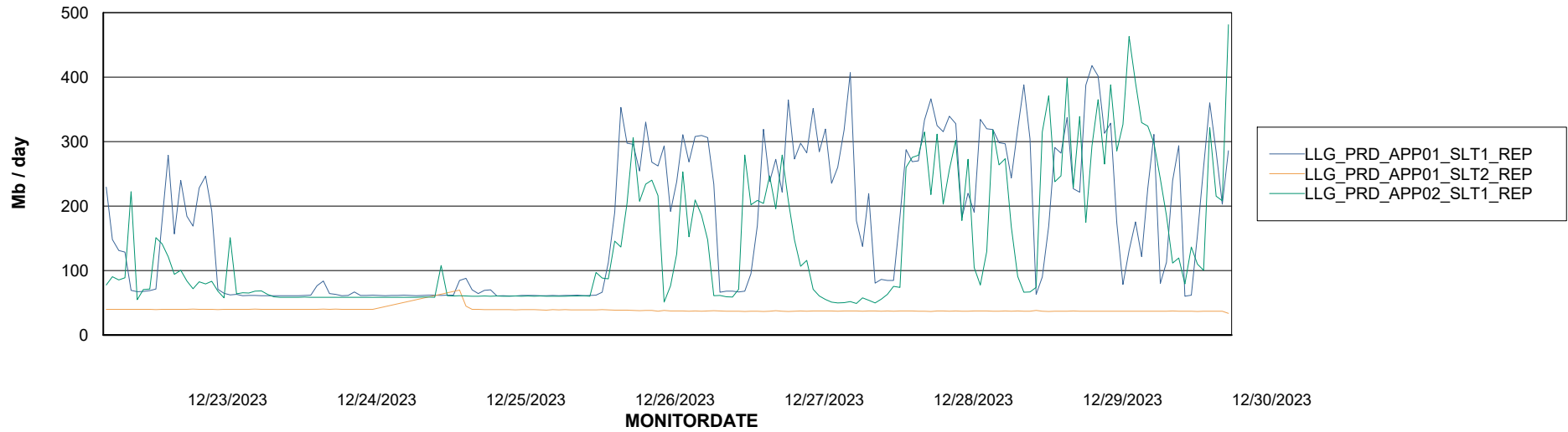
# Weekly SLA Customer Report

Customer LLG\_Production  
Database ID 53

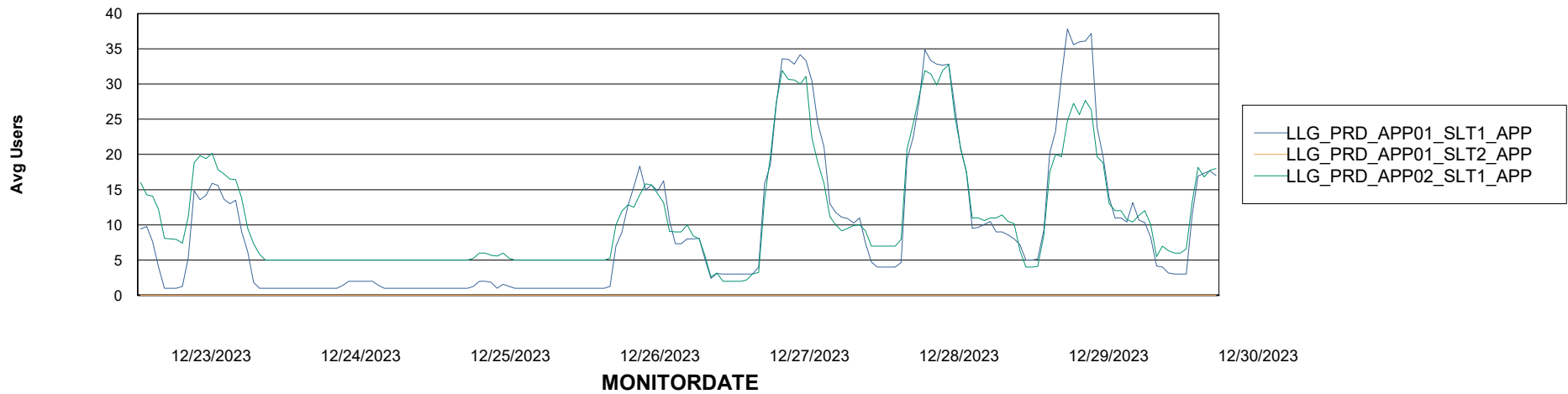


## ABSSolute Application Server Services

### Avg memory used per ReportServer Service



### Avg users per day per ABS server



# Weekly SLA Customer Report

Customer LLG\_Production  
Database ID 53



### Disaster per ABS component

