

Weekly SLA Customer Report

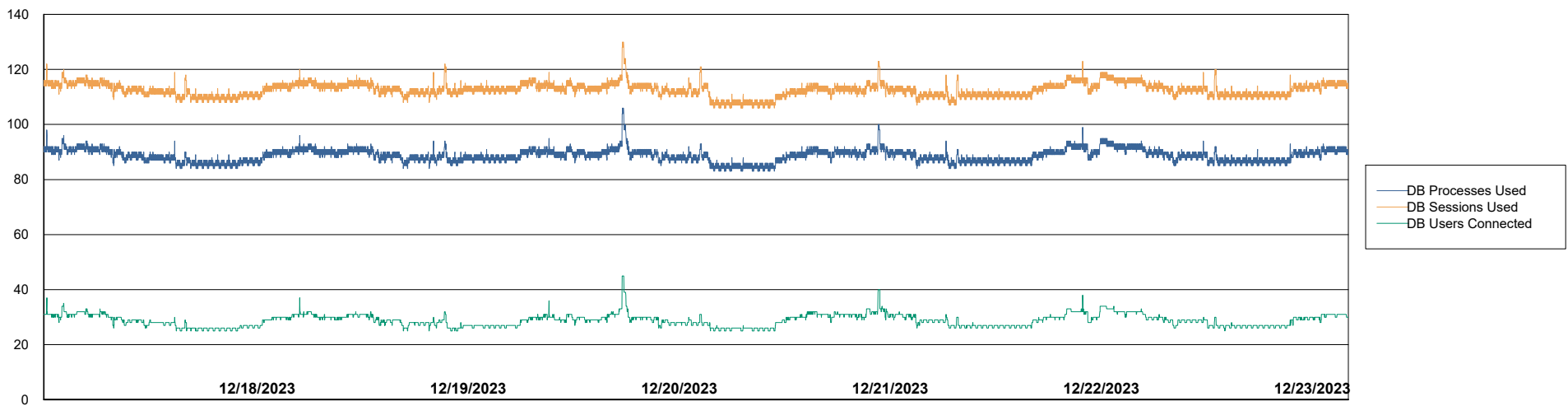
Customer RAS_Production
 Database ID 189



Harddisk Usage RAS_PRD_NEDLIN-ST-APP01

	Free disk space on C: (%)	Total disk space on C: (Gb)	Used disk space on C: (Gb)	Free disk space on D: (%)	Total disk space on D: (Gb)	Used disk space on D: (Gb)	Free disk space on E: (%)	Total disk space on E: (Gb)	Used disk space on E: (Gb)
12/23/2023	50	249	124	17	265	221	71	100	29
12/22/2023	51	249	123	17	265	220	71	100	29
12/21/2023	51	249	122	17	265	220	71	100	29
12/20/2023	51	249	121	17	265	220	71	100	29
12/19/2023	52	249	120	17	265	220	71	100	29
12/18/2023	52	249	120	15	258	220	71	100	29
12/17/2023	52	249	119	12	250	220	71	100	29

Database Performance RAS_PRD_NEDLIN-ST-APP01_ABS1



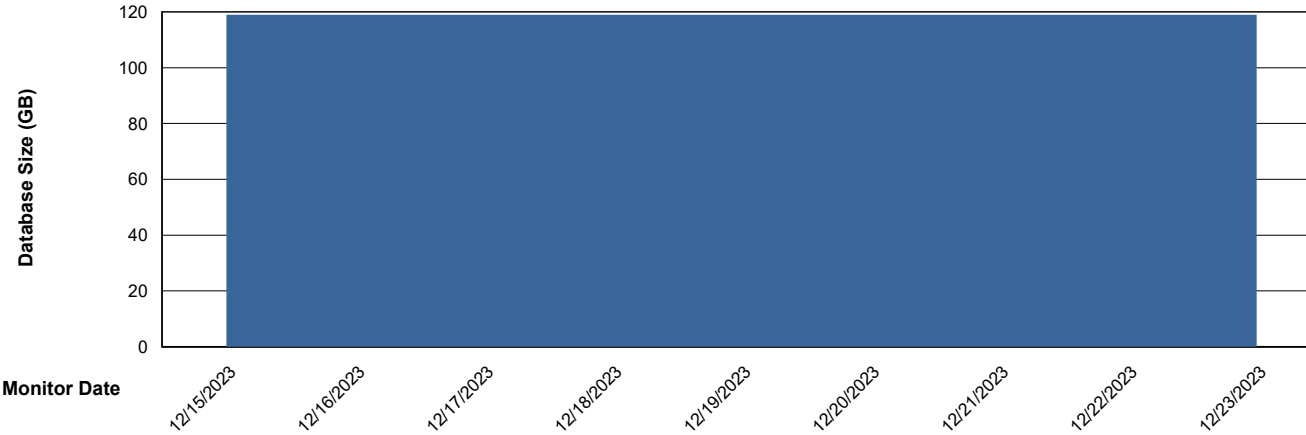
Weekly SLA Customer Report

Customer RAS_Production
 Database ID 189



DATABASE SIZE RAS_PRD_NEDLIN-ST-APP01_ABS1

Database growth over last month



Database Tablespace RAS_PRD_NEDLIN-ST-APP01_ABS1

Date	Tablespace Name	Filesize (Gb)	Usedsize (Gb)	Percentage free
12/23/2023	ABSDATA	60	32	47
	INDX	128	80	37
12/22/2023	ABSDATA	60	32	47
	INDX	128	80	37
12/21/2023	ABSDATA	60	32	47
	INDX	128	80	37
12/20/2023	ABSDATA	60	32	47
	INDX	128	80	37
12/19/2023	ABSDATA	60	32	47
	INDX	128	80	37
12/18/2023	ABSDATA	60	32	47
	INDX	128	80	37
12/17/2023	ABSDATA	60	32	47
	INDX	128	80	37

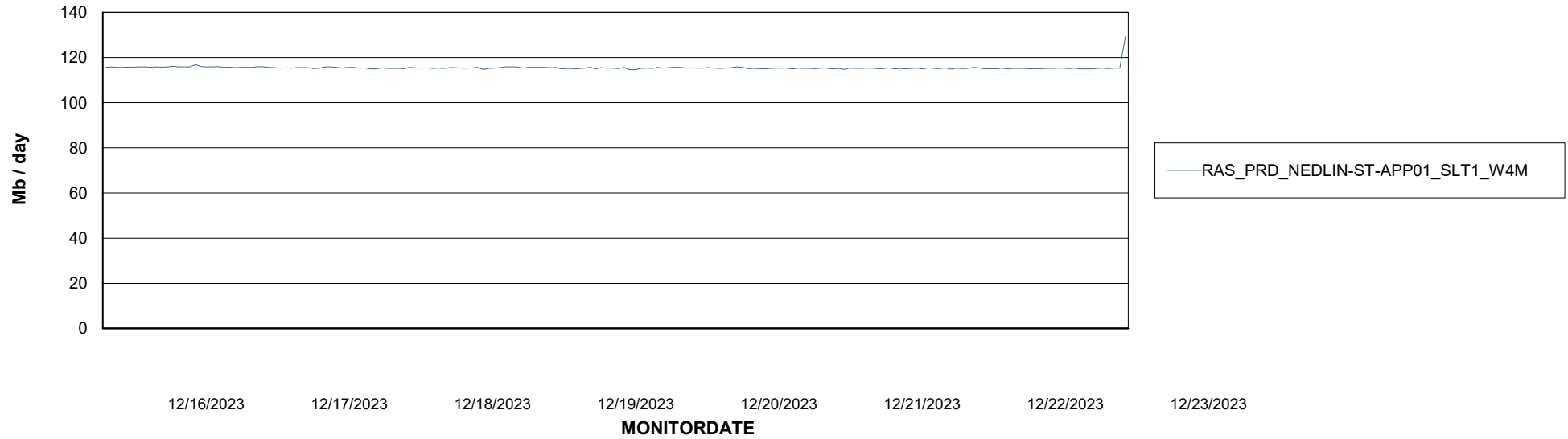
Weekly SLA Customer Report

Customer RAS_Production
Database ID 189



ABSSolute Web Component Services

Avg memory used per ABS Web component



Weekly SLA Customer Report

Customer RAS_Production
Database ID 189



Disaster per ABS component

