

Weekly SLA Customer Report

Customer LLG_Production
Database ID 53



Harddisk Usage LLG_PRD_APP01

	Free disk space on C: (%)	Total disk space on C: (Gb)	Used disk space on C: (Gb)	Free disk space on D: (%)	Total disk space on D: (Gb)	Used disk space on D: (Gb)
12/23/2023	36	200	128	95	200	10
12/22/2023	36	200	128	95	200	10
12/21/2023	36	200	128	95	200	10
12/20/2023	36	200	128	95	200	10
12/19/2023	36	200	128	95	200	10
12/18/2023	36	200	128	95	200	10
12/17/2023	36	200	129	95	200	10

Harddisk Usage LLG_PRD_APP02

	Free disk space on C: (%)	Total disk space on C: (Gb)	Used disk space on C: (Gb)	Free disk space on D: (%)	Total disk space on D: (Gb)	Used disk space on D: (Gb)
12/23/2023	61	200	77	93	200	14
12/22/2023	61	200	77	93	200	14
12/21/2023	61	200	77	93	200	14
12/20/2023	61	200	77	93	200	14
12/19/2023	61	200	77	93	200	14
12/18/2023	61	200	77	93	200	14
12/17/2023	61	200	77	93	200	14

Weekly SLA Customer Report

Customer LLG_Production
Database ID 53



Harddisk Usage LLG_PRD_BI02

	Free disk space on C: (%)	Total disk space on C: (Gb)	Used disk space on C: (Gb)	Free disk space on D: (%)	Total disk space on D: (Gb)	Used disk space on D: (Gb)
12/23/2023	49	150	77	32	685	463
12/22/2023	49	150	77	33	685	462
12/21/2023	49	150	77	33	685	462
12/20/2023	49	150	77	33	685	462
12/19/2023	49	150	77	33	685	462
12/18/2023	49	150	77	33	685	462
12/17/2023	49	150	77	33	685	462

Harddisk Usage LLG_PRD_ORS01

	Free disk space on C: (%)	Total disk space on C: (Gb)	Used disk space on C: (Gb)	Free disk space on D: (%)	Total disk space on D: (Gb)	Used disk space on D: (Gb)	Free disk space on E: (%)	Total disk space on E: (Gb)	Used disk space on E: (Gb)
12/23/2023	80	279	57	42	928	539	54	749	345
12/22/2023	80	279	57	42	928	539	52	749	360
12/21/2023	80	279	57	42	928	539	39	749	455
12/20/2023	80	279	57	42	928	539	33	749	503
12/19/2023	80	279	57	42	928	539	39	749	457
12/18/2023	79	279	58	42	928	539	40	749	449
12/17/2023	79	279	58	42	928	539	53	749	352

Weekly SLA Customer Report

Customer LLG_Production
 Database ID 53



Harddisk Usage LLG_PRD_OR02

	Free disk space on C: (%)	Total disk space on C: (Gb)	Used disk space on C: (Gb)	Free disk space on D: (%)	Total disk space on D: (Gb)	Used disk space on D: (Gb)	Free disk space on E: (%)	Total disk space on E: (Gb)	Used disk space on E: (Gb)
12/23/2023	82	279	49	88	1,117	131	93	559	38
12/22/2023	82	279	49	88	1,117	131	93	559	38
12/21/2023	82	279	49	88	1,117	131	93	559	38
12/20/2023	82	279	49	88	1,117	131	93	559	38
12/19/2023	82	279	49	88	1,117	131	93	559	38
12/18/2023	82	279	49	88	1,117	131	93	559	38
12/17/2023	82	279	49	88	1,117	131	93	559	38

Harddisk Usage LLG_PRD_TS2

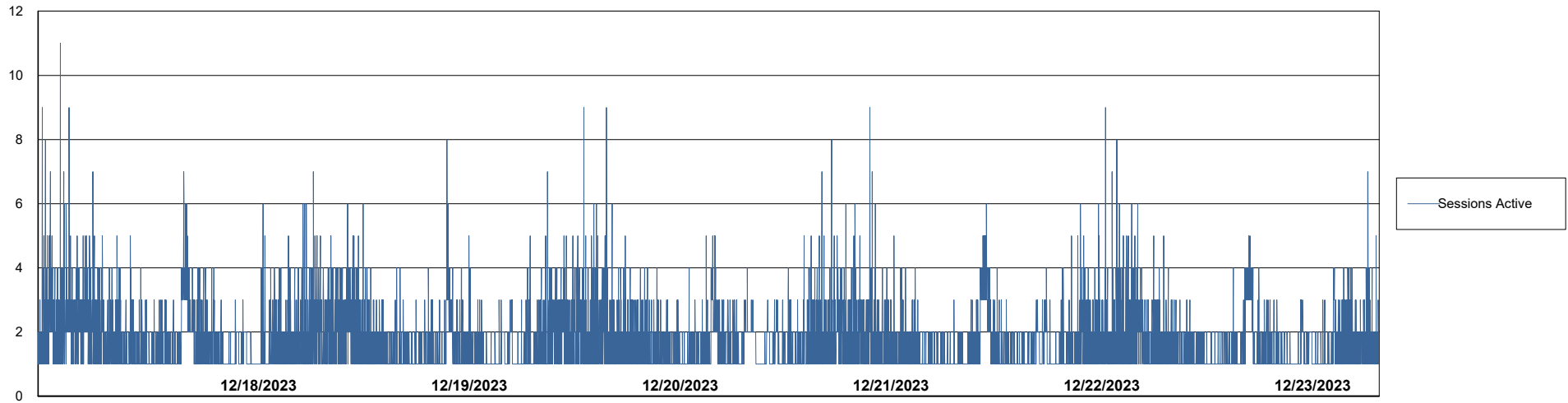
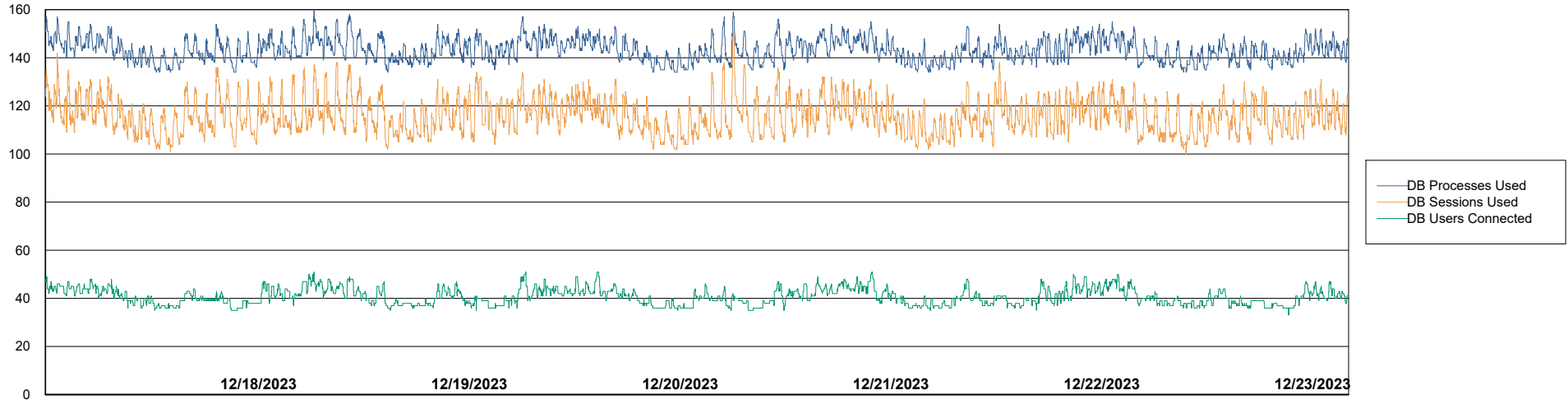
	Free disk space on C: (%)	Total disk space on C: (Gb)	Used disk space on C: (Gb)	Free disk space on D: (%)	Total disk space on D: (Gb)	Used disk space on D: (Gb)	Free disk space on E: (%)	Total disk space on E: (Gb)	Used disk space on E: (Gb)
12/23/2023	19	279	225	54	993	457	99	684	6
12/22/2023	20	279	223	54	993	457	72	684	194
12/21/2023	20	279	222	54	993	457	50	684	342
12/20/2023	20	279	222	54	993	457	50	684	342
12/19/2023	20	279	222	54	993	457	49	684	348
12/18/2023	20	279	222	54	993	457	38	684	426
12/17/2023	20	279	222	54	993	457	50	684	343

Weekly SLA Customer Report

Customer LLG_Production
Database ID 53



Database Performance LLGDB_Production



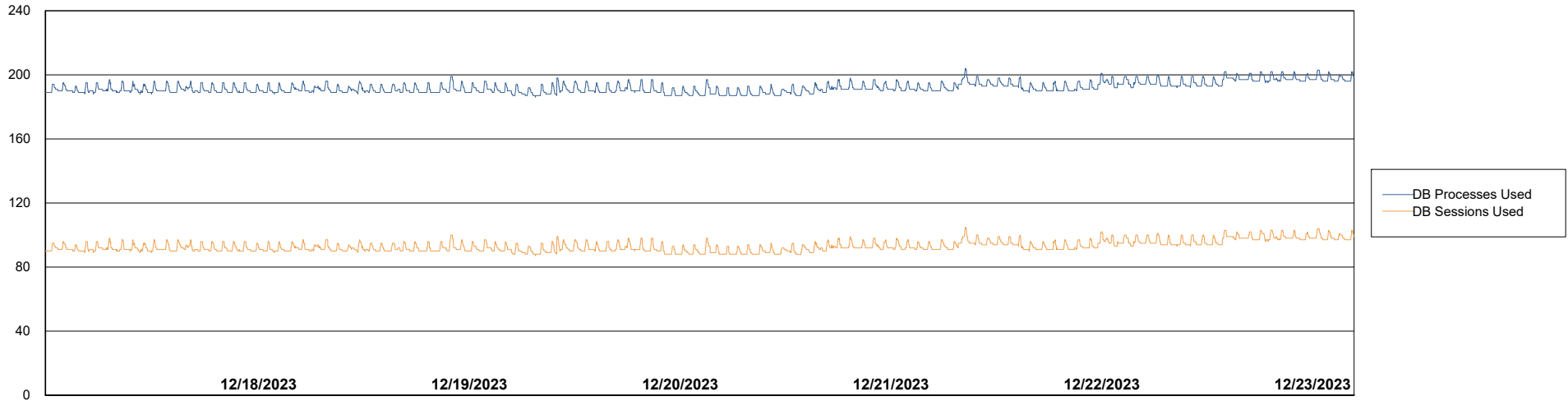
Weekly SLA Customer Report

Customer LLG_Production
Database ID 53



Database Performance LLGDB_Standby_TS2

DB Processes Max 0
DB Processes Max 4
DB Processes Max 300



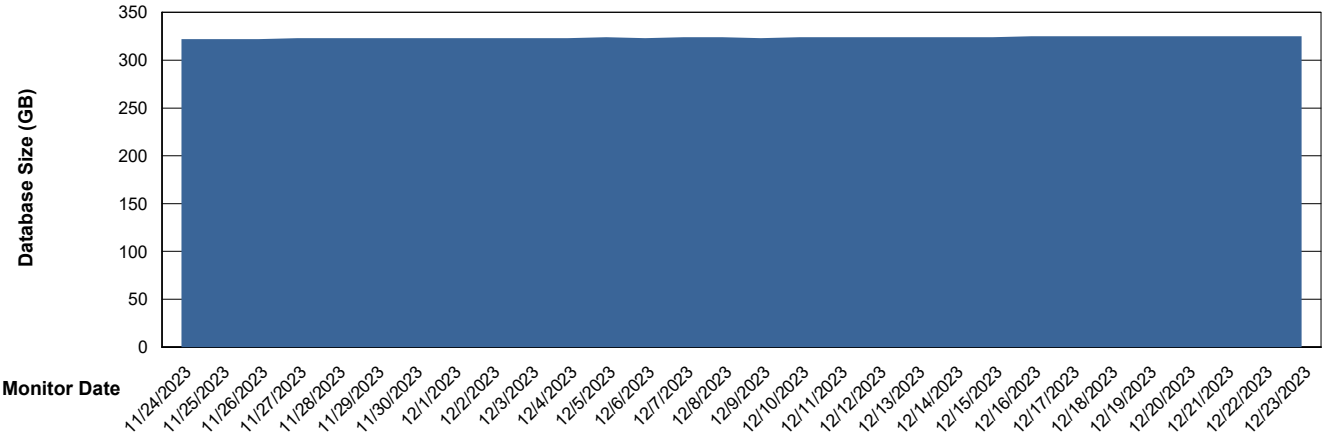
Weekly SLA Customer Report

Customer LLG_Production
 Database ID 53



DATABASE SIZE LLGDB_Production

Database growth over last month



Database Tablespace LLGDB_Production

Date	Tablespace Name	Filesize (Gb)	Usedsize (Gb)	Percentage free
12/23/2023	ABSDATA	178	128	28
	INDX	230	187	19
12/22/2023	ABSDATA	178	128	28
	INDX	230	187	19
12/21/2023	ABSDATA	178	128	28
	INDX	230	187	19
12/20/2023	ABSDATA	178	128	28
	INDX	230	186	19
12/19/2023	ABSDATA	178	128	28
	INDX	230	186	19
12/18/2023	ABSDATA	178	128	28
	INDX	230	186	19
12/17/2023	ABSDATA	178	128	28
	INDX	230	186	19

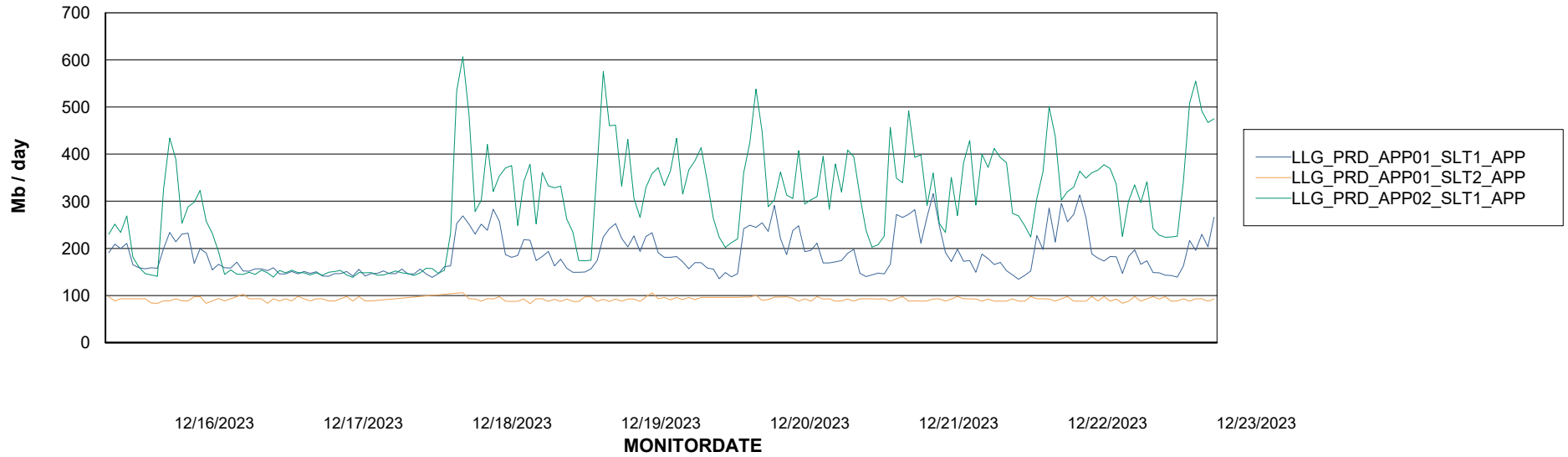
Weekly SLA Customer Report

Customer LLG_Production
Database ID 53



ABSSolute Application Server Services

Avg memory used per ABS Server Service



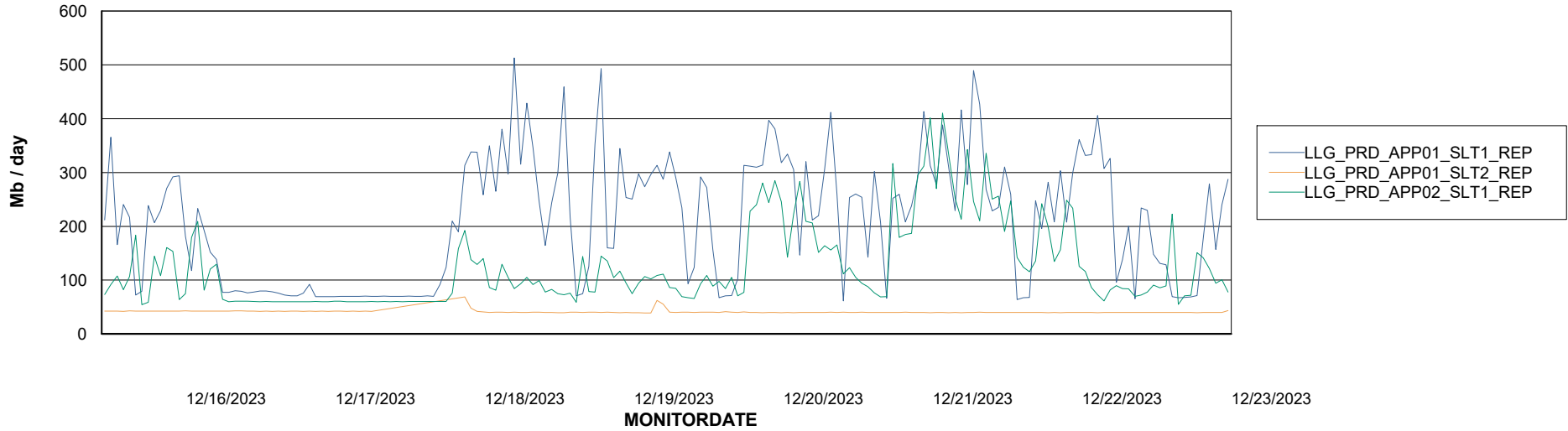
Weekly SLA Customer Report

Customer LLG_Production
Database ID 53

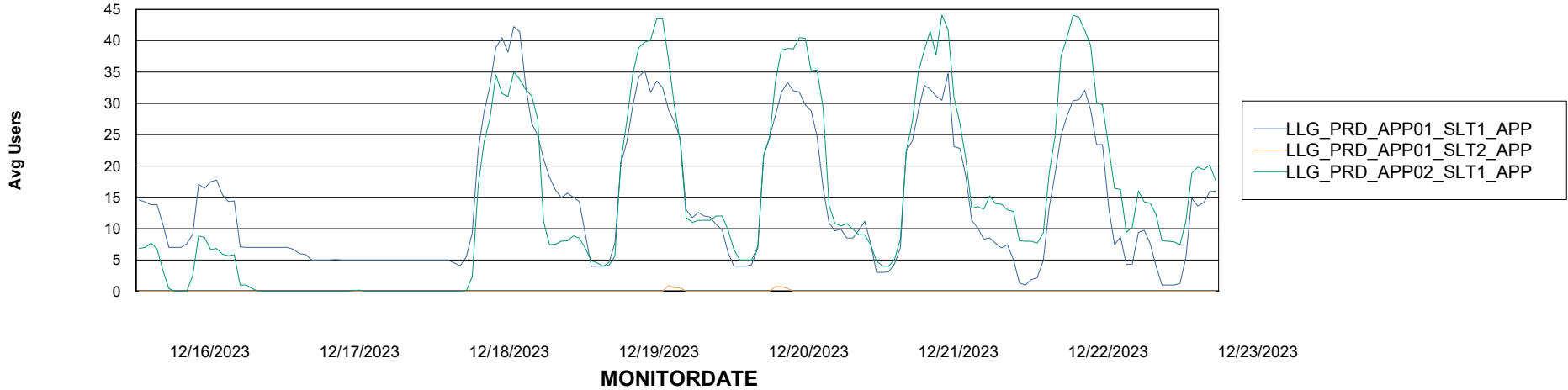


ABSSolute Application Server Services

Avg memory used per ReportServer Service



Avg users per day per ABS server



Weekly SLA Customer Report

Customer LLG_Production
Database ID 53



Disaster per ABS component

