

# Weekly SLA Customer Report

Customer BNL\_Production  
 Database ID 83



Harddisk Usage BNL\_PRD\_BSNLP-VM-ABSD02

	Free disk space on C: (%)	Total disk space on C: (Gb)	Used disk space on C: (Gb)	Free disk space on D: (%)	Total disk space on D: (Gb)	Used disk space on D: (Gb)	Free disk space on E: (%)	Total disk space on E: (Gb)	Used disk space on E: (Gb)	Free disk space on F: (%)
12/23/2023	51	127	62	61	1,512	585	87	500	63	80
12/22/2023	50	127	63	63	1,512	565	87	500	64	80
12/21/2023	50	127	63	66	1,512	521	89	500	56	80
12/20/2023	50	127	63	66	1,512	517	88	500	59	80
12/19/2023	50	127	63	65	1,512	530	89	500	54	80
12/18/2023	49	127	64	62	1,512	574	88	500	62	80
12/17/2023	49	127	65	62	1,512	574	89	500	56	80

Harddisk Usage BNL\_PRD\_BSNLP-VM-ABSD03

	Free disk space on C: (%)	Total disk space on C: (Gb)	Used disk space on C: (Gb)	Free disk space on D: (%)	Total disk space on D: (Gb)	Used disk space on D: (Gb)	Free disk space on E: (%)	Total disk space on E: (Gb)	Used disk space on E: (Gb)	Free disk space on F: (%)
12/23/2023	47	127	67	81	1,512	286	77	500	116	80
12/22/2023	47	127	67	81	1,512	286	77	500	116	80
12/21/2023	47	127	67	81	1,512	286	77	500	114	80
12/20/2023	47	127	67	81	1,512	285	77	500	114	80
12/19/2023	46	127	68	81	1,512	285	77	500	115	80
12/18/2023	45	127	69	83	1,512	256	77	500	116	80
12/17/2023	45	127	69	85	1,512	231	78	500	112	80

# Weekly SLA Customer Report

Customer BNL\_Production  
 Database ID 83



Harddisk Usage BNL\_PRD\_bsnlp-vm-absw01

	Free disk space on C: (%)	Total disk space on C: (Gb)	Used disk space on C: (Gb)	Free disk space on D: (%)	Total disk space on D: (Gb)	Used disk space on D: (Gb)	Free disk space on E: (%)	Total disk space on E: (Gb)	Used disk space on E: (Gb)
12/23/2023	79	127	26	96	128	5	87	16	2
12/22/2023	79	127	27	96	128	4	87	16	2
12/21/2023	79	127	27	96	128	4	87	16	2
12/20/2023	79	127	27	96	128	4	87	16	2
12/19/2023	78	127	28	97	128	4	87	16	2
12/18/2023	77	127	29	97	128	4	87	16	2
12/17/2023	77	127	29	97	128	4	87	16	2

Harddisk Usage BNL\_PRD\_vm-absa01

	Free disk space on C: (%)	Total disk space on C: (Gb)	Used disk space on C: (Gb)	Free disk space on D: (%)	Total disk space on D: (Gb)	Used disk space on D: (Gb)	Free disk space on E: (%)	Total disk space on E: (Gb)	Used disk space on E: (Gb)
12/23/2023	73	127	35	87	127	16	92	64	5
12/22/2023	72	127	36	87	127	16	92	64	5
12/21/2023	72	127	36	87	127	16	92	64	5
12/20/2023	72	127	35	87	127	16	92	64	5
12/19/2023	72	127	35	87	127	16	92	64	5
12/18/2023	72	127	35	87	127	16	92	64	5
12/17/2023	72	127	36	87	127	16	92	64	5

# Weekly SLA Customer Report

Customer BNL\_Production  
Database ID 83



## Harddisk Usage BNL\_PRD\_vm-absa02

	Free disk space on C: (%)	Total disk space on C: (Gb)	Used disk space on C: (Gb)	Free disk space on D: (%)	Total disk space on D: (Gb)	Used disk space on D: (Gb)	Free disk space on E: (%)	Total disk space on E: (Gb)	Used disk space on E: (Gb)
12/23/2023	75	127	32	81	127	24	92	64	5
12/22/2023	74	127	33	81	127	24	92	64	5
12/21/2023	74	127	33	81	127	24	92	64	5
12/20/2023	74	127	33	82	127	23	92	64	5
12/19/2023	74	127	33	82	127	23	92	64	5
12/18/2023	74	127	33	82	127	23	92	64	5
12/17/2023	74	127	33	82	127	23	92	64	5

## Harddisk Usage BNL\_PRD\_vm-absa03

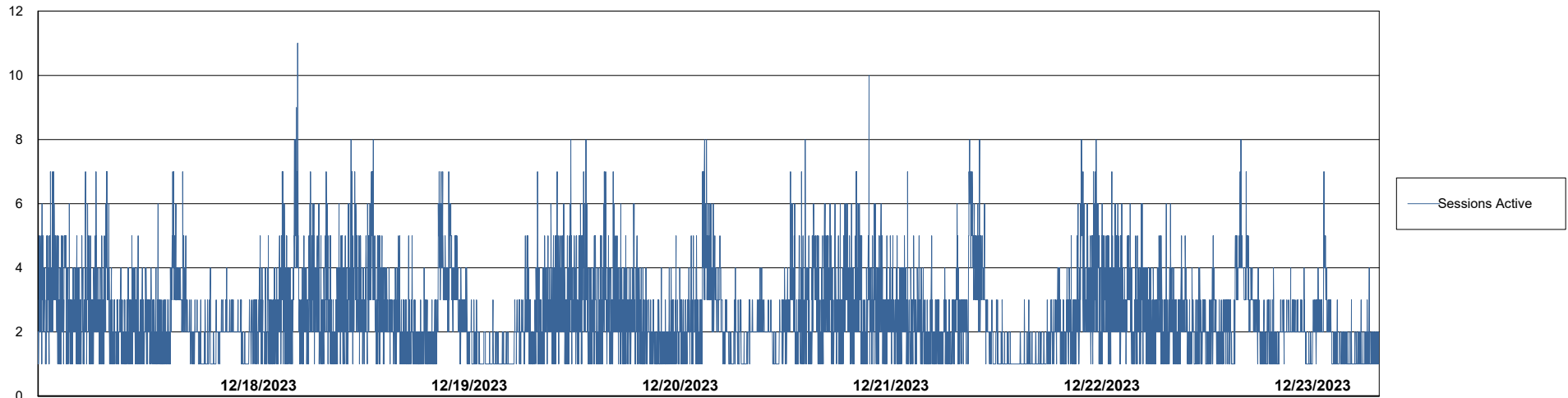
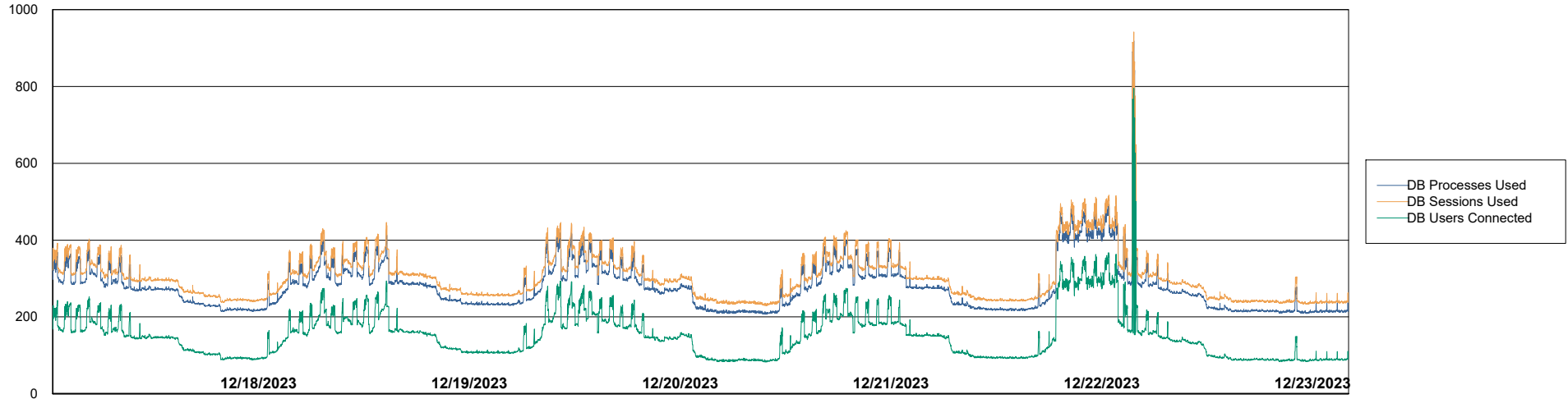
	Free disk space on C: (%)	Total disk space on C: (Gb)	Used disk space on C: (Gb)	Free disk space on D: (%)	Total disk space on D: (Gb)	Used disk space on D: (Gb)	Free disk space on E: (%)	Total disk space on E: (Gb)	Used disk space on E: (Gb)
12/23/2023	69	127	39	36	127	82	92	64	5
12/22/2023	69	127	40	36	127	81	92	64	5
12/21/2023	69	127	40	36	127	81	92	64	5
12/20/2023	69	127	40	36	127	81	92	64	5
12/19/2023	69	127	40	36	127	81	92	64	5
12/18/2023	69	127	40	36	127	81	92	64	5
12/17/2023	68	127	40	36	127	81	92	64	5

# Weekly SLA Customer Report

Customer BNL\_Production  
Database ID 83



## Database Performance BNLDB\_Production



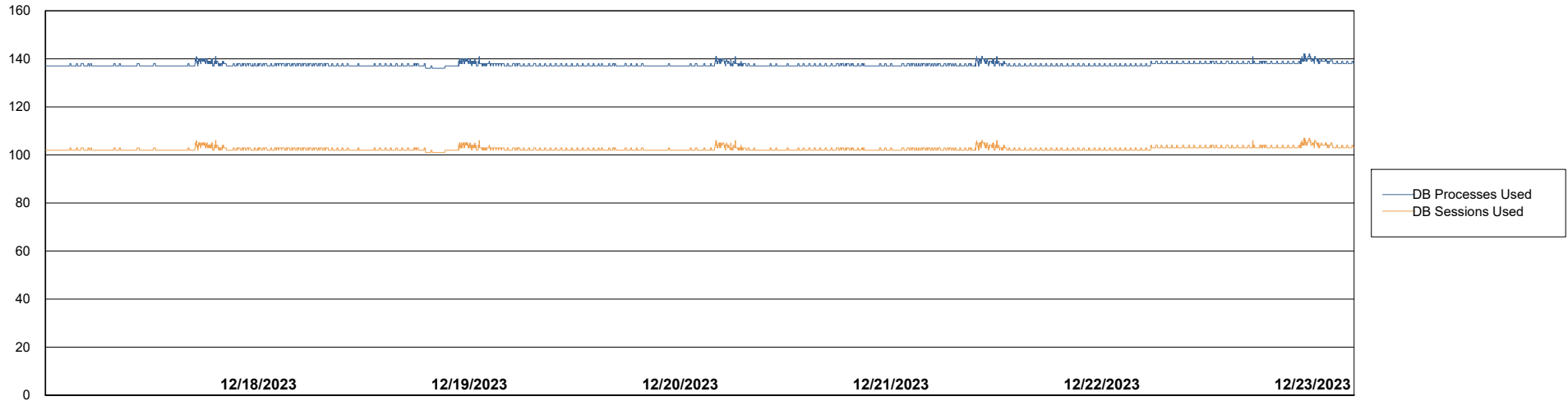
# Weekly SLA Customer Report

Customer BNL\_Production  
Database ID 83



## Database Performance BNLDB\_Standby

DB Processes Max 0  
DB Processes Max 4  
DB Processes Max 1,000



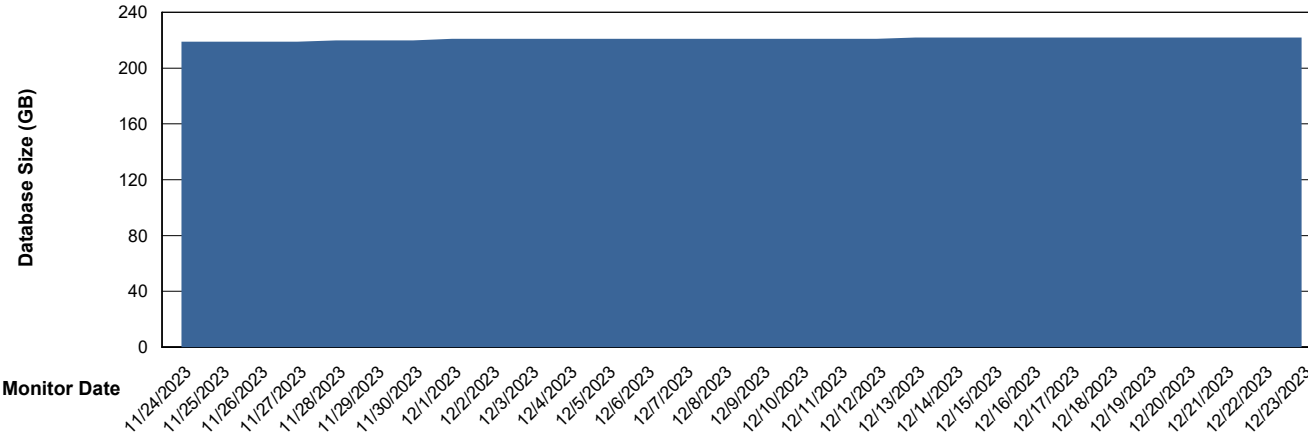
# Weekly SLA Customer Report

Customer BNL\_Production  
 Database ID 83



DATABASE SIZE BNLDB\_Production

Database growth over last month



Database Tablespace BNLDB\_Production

Date	Tablespace Name	Filesize (Gb)	Usedsize (Gb)	Percentage free
12/23/2023	ABSDATA	105	67	37
	INDX	200	146	27
12/22/2023	ABSDATA	105	67	37
	INDX	200	146	27
12/21/2023	ABSDATA	105	67	37
	INDX	200	146	27
12/20/2023	ABSDATA	105	67	37
	INDX	200	146	27
12/19/2023	ABSDATA	105	67	37
	INDX	200	146	27
12/18/2023	ABSDATA	105	67	37
	INDX	200	146	27
12/17/2023	ABSDATA	105	67	37
	INDX	200	146	27

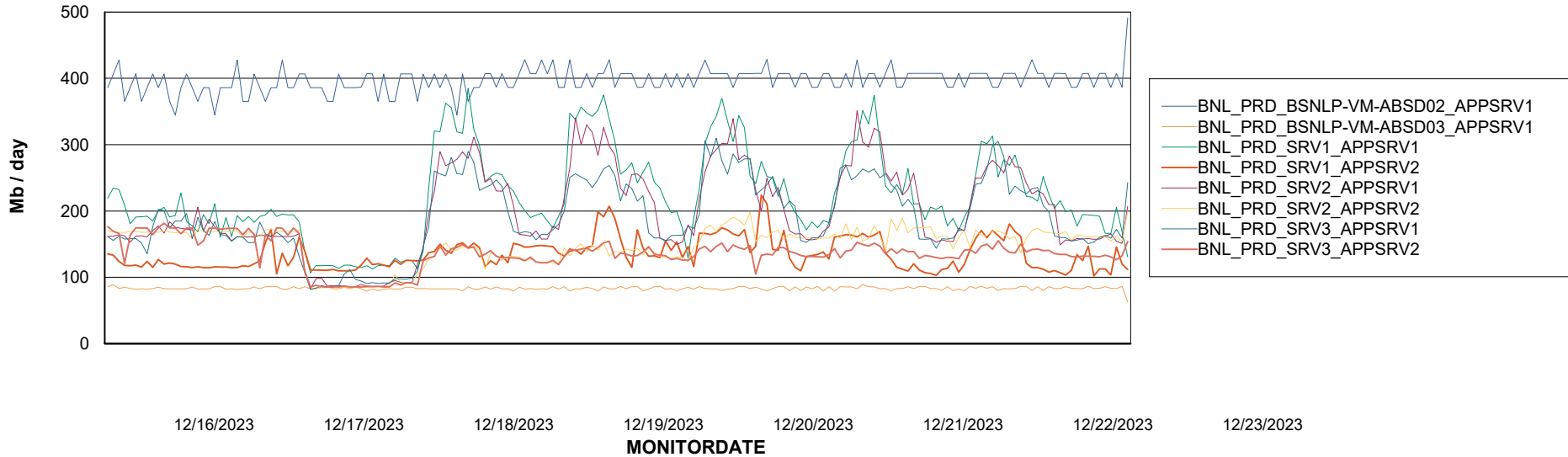
# Weekly SLA Customer Report

Customer BNL\_Production  
Database ID 83

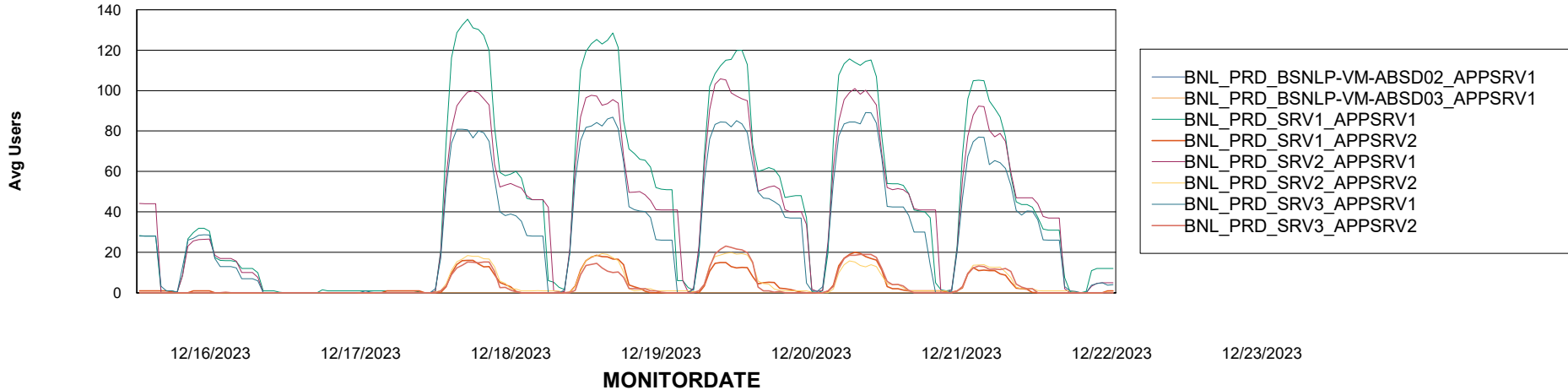


## ABSSolute Application Server Services

### Avg memory used per ABS Server Service



### Avg users per day per ABS server



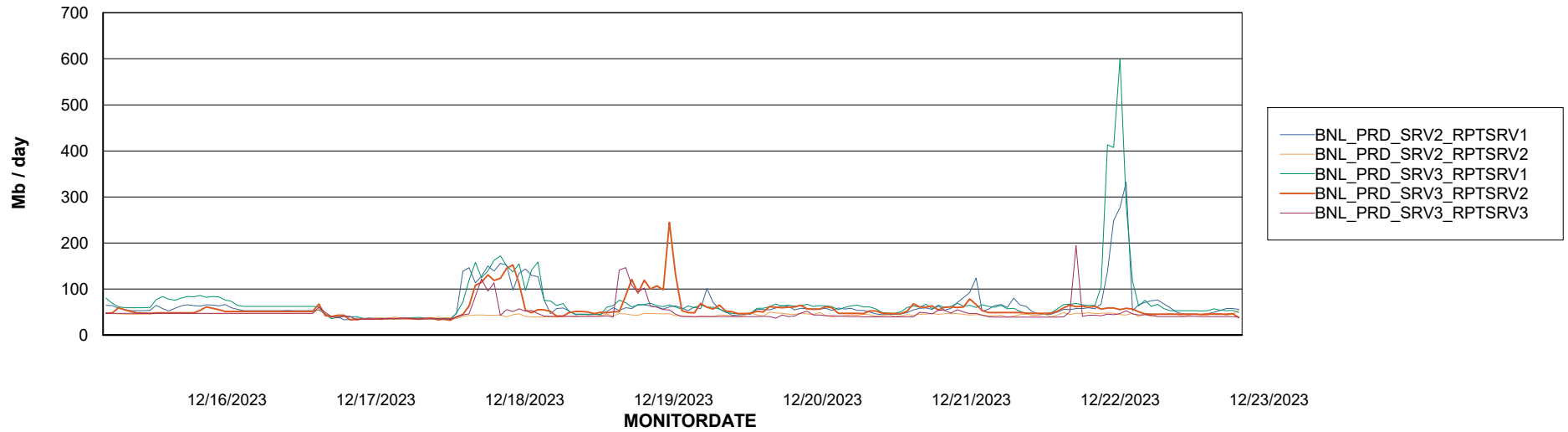
# Weekly SLA Customer Report

Customer BNL\_Production  
Database ID 83



## ABSolute Web Component Services

### Avg memory used per ReportServer Service



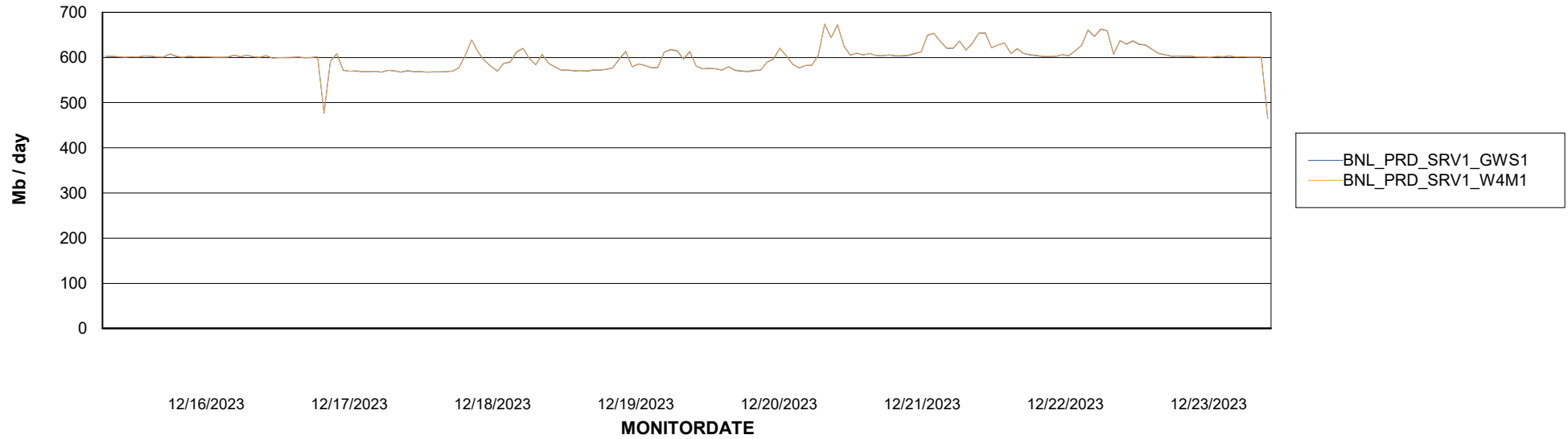
# Weekly SLA Customer Report

Customer BNL\_Production  
Database ID 83



## ABSSolute Web Component Services

### Avg memory used per ABS Web component



# Weekly SLA Customer Report

Customer BNL\_Production  
Database ID 83



### Disaster per ABS component

