

# Weekly SLA Customer Report

Customer LLG\_Production  
Database ID 53



## Harddisk Usage LLG\_PRD\_APP01

	Free disk space on C: (%)	Total disk space on C: (Gb)	Used disk space on C: (Gb)	Free disk space on D: (%)	Total disk space on D: (Gb)	Used disk space on D: (Gb)
12/16/2023	36	200	128	95	200	10
12/15/2023	57	200	86	95	200	10
12/14/2023	57	200	85	95	200	10
12/13/2023	57	200	85	95	200	10
12/12/2023	58	200	83	95	200	10
12/11/2023	60	200	80	95	200	10
12/10/2023	60	200	80	95	200	10

## Harddisk Usage LLG\_PRD\_APP02

	Free disk space on C: (%)	Total disk space on C: (Gb)	Used disk space on C: (Gb)	Free disk space on D: (%)	Total disk space on D: (Gb)	Used disk space on D: (Gb)
12/16/2023	61	200	77	93	200	14
12/15/2023	61	200	77	93	200	14
12/14/2023	61	200	77	93	200	14
12/13/2023	61	200	77	93	200	14
12/12/2023	61	200	77	93	200	14
12/11/2023	61	200	77	93	200	14
12/10/2023	61	200	77	93	200	14

# Weekly SLA Customer Report

Customer LLG\_Production  
Database ID 53



## Harddisk Usage LLG\_PRD\_BI02

	Free disk space on C: (%)	Total disk space on C: (Gb)	Used disk space on C: (Gb)	Free disk space on D: (%)	Total disk space on D: (Gb)	Used disk space on D: (Gb)
12/16/2023	49	150	77	32	685	463
12/15/2023	49	150	77	33	685	462
12/14/2023	49	150	77	33	685	462
12/13/2023	49	150	77	33	685	462
12/12/2023	49	150	77	33	685	462
12/11/2023	49	150	77	33	685	462
12/10/2023	49	150	77	33	685	461

## Harddisk Usage LLG\_PRD\_OR01

	Free disk space on C: (%)	Total disk space on C: (Gb)	Used disk space on C: (Gb)	Free disk space on D: (%)	Total disk space on D: (Gb)	Used disk space on D: (Gb)	Free disk space on E: (%)	Total disk space on E: (Gb)	Used disk space on E: (Gb)
12/16/2023	79	279	58	42	928	539	54	749	348
12/15/2023	79	279	58	42	928	539	51	749	363
12/14/2023	79	279	60	42	928	539	39	749	453
12/13/2023	78	279	60	42	928	539	33	749	505
12/12/2023	78	279	60	42	928	539	32	749	506
12/11/2023	78	279	60	42	928	539	35	749	483
12/10/2023	79	279	60	42	928	539	53	749	350

# Weekly SLA Customer Report

Customer LLG\_Production  
Database ID 53



## Harddisk Usage LLG\_PRD\_OR02

	Free disk space on C: (%)	Total disk space on C: (Gb)	Used disk space on C: (Gb)	Free disk space on D: (%)	Total disk space on D: (Gb)	Used disk space on D: (Gb)	Free disk space on E: (%)	Total disk space on E: (Gb)	Used disk space on E: (Gb)
12/16/2023	82	279	49	88	1,117	131	93	559	38
12/15/2023	82	279	49	88	1,117	131	93	559	38
12/14/2023	82	279	49	88	1,117	131	93	559	38
12/13/2023	82	279	49	88	1,117	131	93	559	38
12/12/2023	82	279	49	88	1,117	131	93	559	38
12/11/2023	82	279	49	88	1,117	131	93	559	38
12/10/2023	82	279	49	88	1,117	131	93	559	38

## Harddisk Usage LLG\_PRD\_TS2

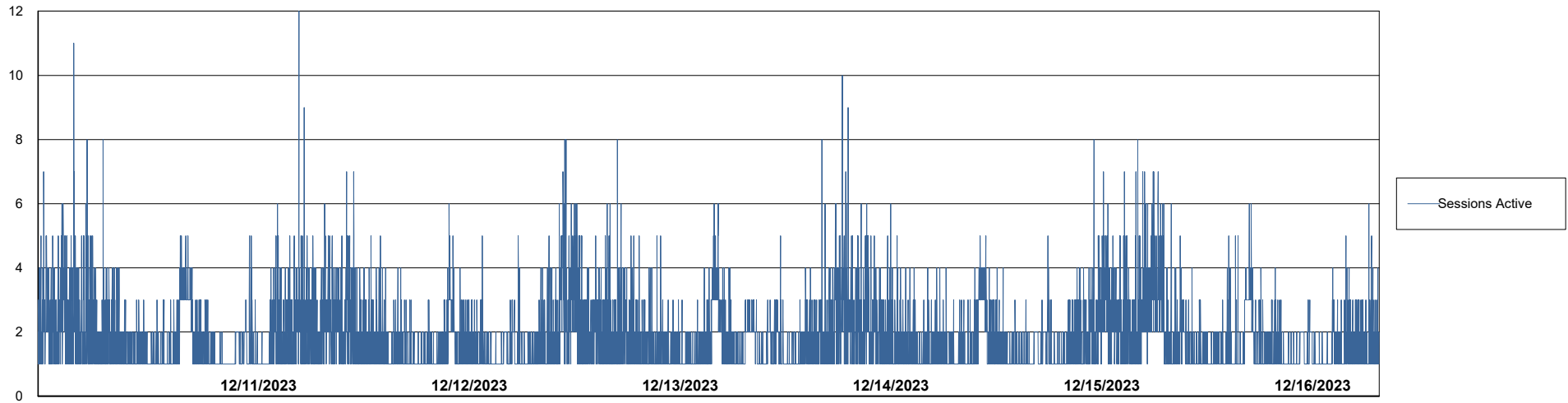
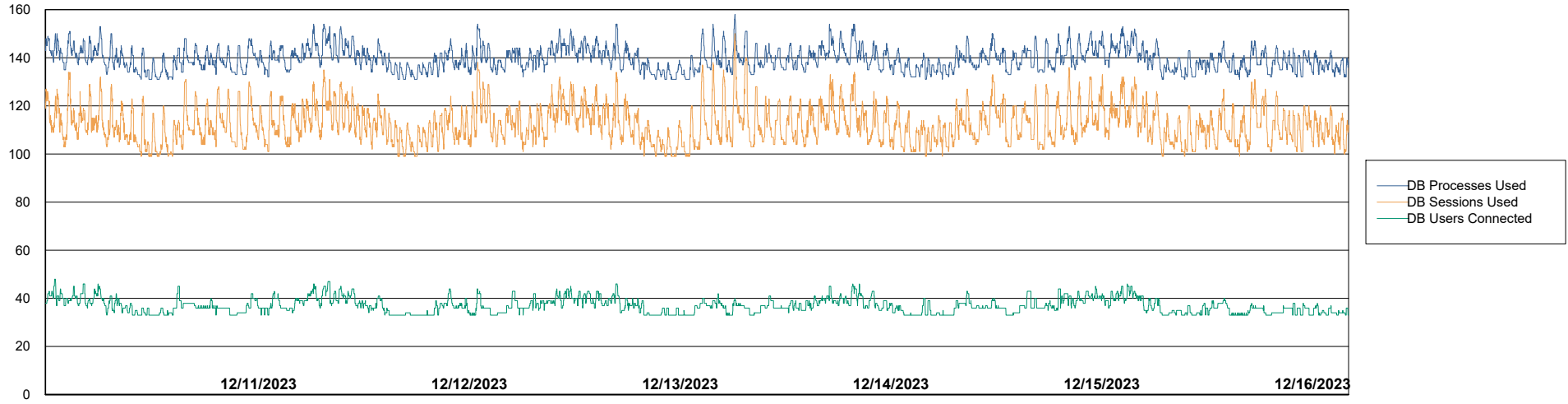
	Free disk space on C: (%)	Total disk space on C: (Gb)	Used disk space on C: (Gb)	Free disk space on D: (%)	Total disk space on D: (Gb)	Used disk space on D: (Gb)	Free disk space on E: (%)	Total disk space on E: (Gb)	Used disk space on E: (Gb)
12/16/2023	20	279	222	54	993	457	50	684	342
12/15/2023	20	279	222	54	993	457	50	684	342
12/14/2023	20	279	222	54	993	457	50	684	342
12/13/2023	20	279	222	54	993	457	50	684	342
12/12/2023	20	279	222	54	993	457	49	684	348
12/11/2023	20	279	223	54	993	457	39	684	418
12/10/2023	20	279	224	54	993	457	50	684	343

# Weekly SLA Customer Report

Customer LLG\_Production  
Database ID 53



## Database Performance LLGDB\_Production



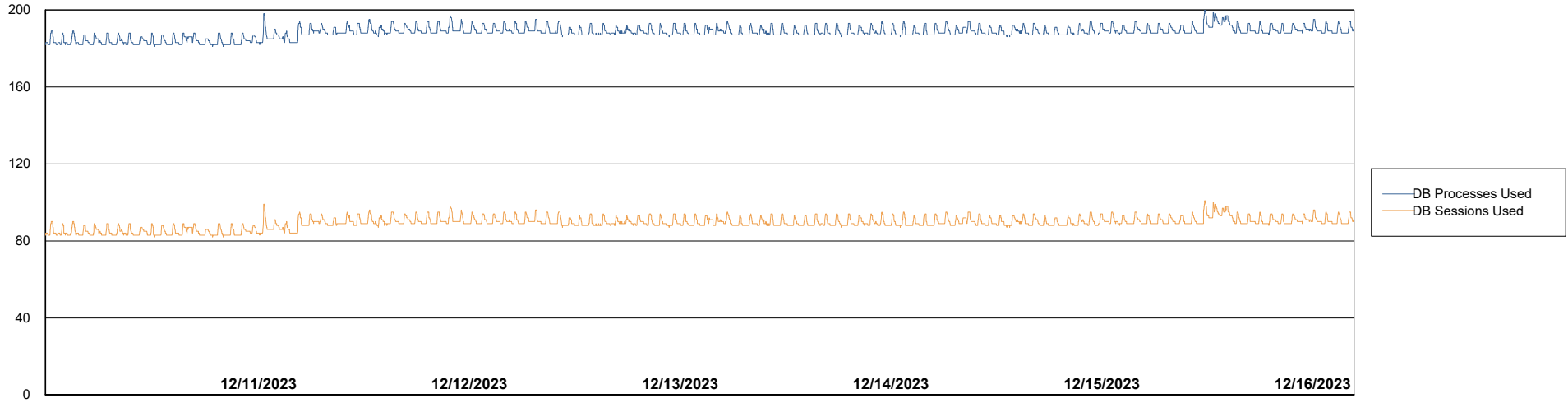
# Weekly SLA Customer Report

Customer LLG\_Production  
Database ID 53



## Database Performance LLGDB\_Standby\_TS2

DB Processes Max 4  
DB Processes Max 300  
DB Processes Max 0



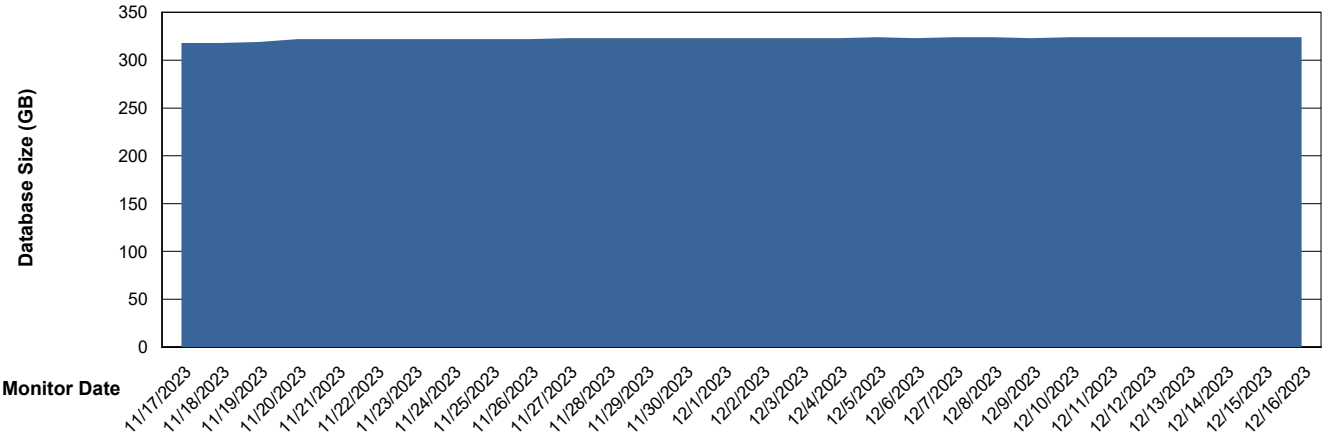
# Weekly SLA Customer Report

Customer LLG\_Production  
 Database ID 53



DATABASE SIZE LLGDB\_Production

Database growth over last month



Database Tablespace LLGDB\_Production

Date	Tablespace Name	Filesize (Gb)	Usedsize (Gb)	Percentage free
12/16/2023	ABSDATA	178	128	28
	INDX	230	186	19
12/15/2023	ABSDATA	178	128	28
	INDX	230	186	19
12/14/2023	ABSDATA	178	128	28
	INDX	230	186	19
12/13/2023	ABSDATA	178	128	28
	INDX	230	186	19
12/12/2023	ABSDATA	178	128	28
	INDX	230	186	19
12/11/2023	ABSDATA	178	128	28
	INDX	230	186	19
12/10/2023	ABSDATA	178	128	28
	INDX	230	186	19

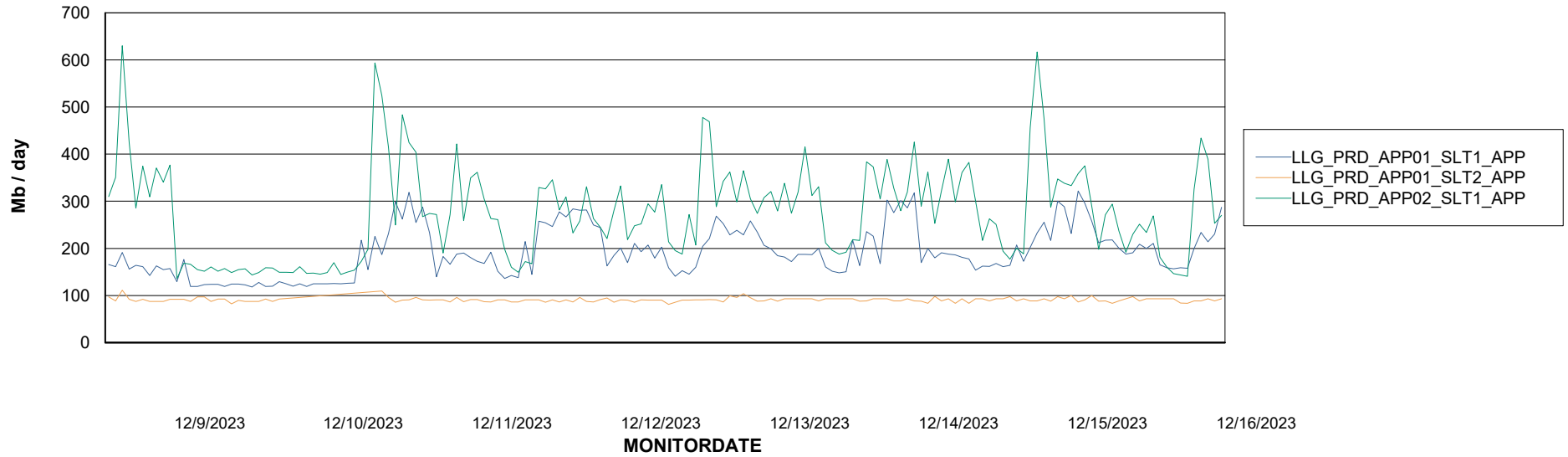
# Weekly SLA Customer Report

Customer LLG\_Production  
Database ID 53



## ABSSolute Application Server Services

### Avg memory used per ABS Server Service



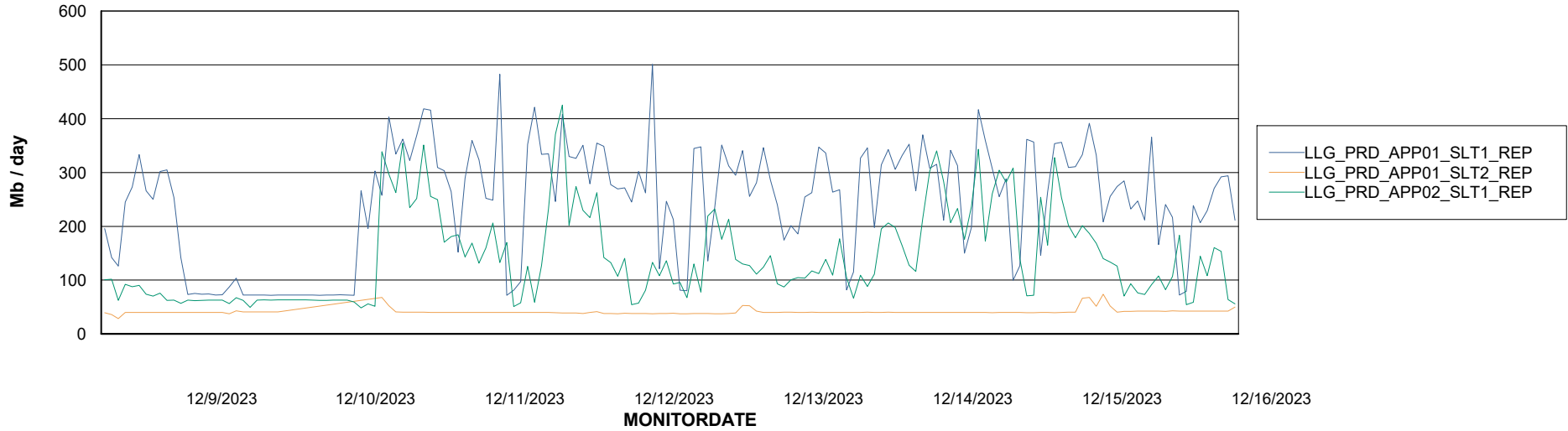
# Weekly SLA Customer Report

Customer LLG\_Production  
Database ID 53

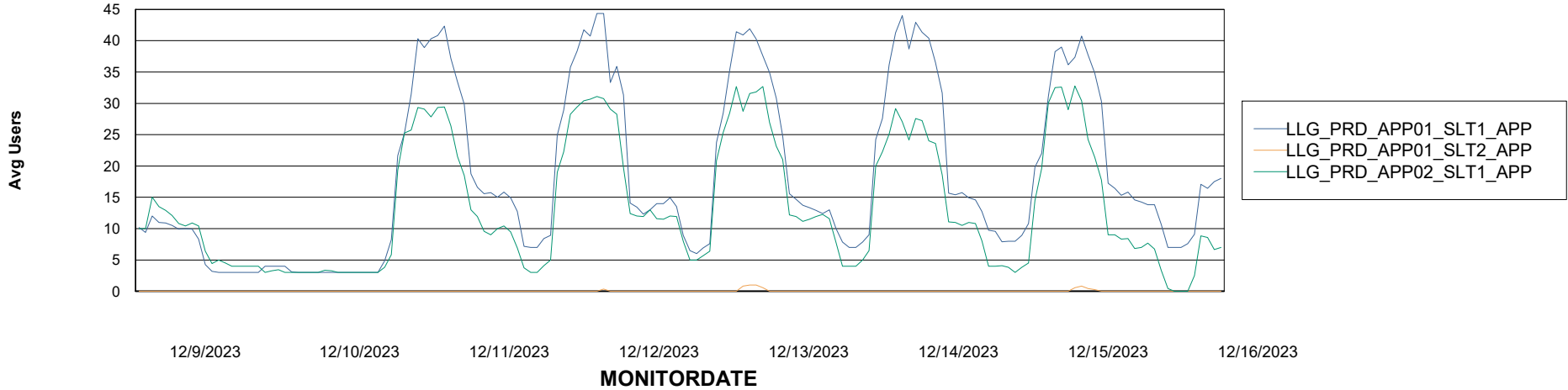


## ABSSolute Application Server Services

### Avg memory used per ReportServer Service



### Avg users per day per ABS server



# Weekly SLA Customer Report

Customer LLG\_Production  
Database ID 53



### Disaster per ABS component

