

# Weekly SLA Customer Report

Customer ECL\_Production  
Database ID 156



## Harddisk Usage ECL\_PRD\_ECLABS

	Free disk space on C: (%)	Total disk space on C: (Gb)	Used disk space on C: (Gb)	Free disk space on E: (%)	Total disk space on E: (Gb)	Used disk space on E: (Gb)
12/16/2023	66	199	68	64	500	181
12/15/2023	66	199	68	64	500	181
12/14/2023	66	199	68	64	500	181
12/13/2023	66	199	67	64	500	181
12/12/2023	66	199	67	64	500	181
12/11/2023	66	199	67	64	500	181
12/10/2023	66	199	67	64	500	181

## Harddisk Usage ECL\_PRD\_ECLABS-TEST

	Free disk space on C: (%)	Total disk space on C: (Gb)	Used disk space on C: (Gb)	Free disk space on E: (%)	Total disk space on E: (Gb)	Used disk space on E: (Gb)
12/16/2023	65	199	69	51	500	247
12/15/2023	65	199	69	50	500	248
12/14/2023	65	199	69	50	500	248
12/13/2023	65	199	69	50	500	248
12/12/2023	65	199	69	50	500	248
12/11/2023	65	199	69	50	500	248
12/10/2023	65	199	69	50	500	248

# Weekly SLA Customer Report

Customer ECL\_Production  
Database ID 156



Harddisk Usage ECL\_PRD\_ECLABS-WEB

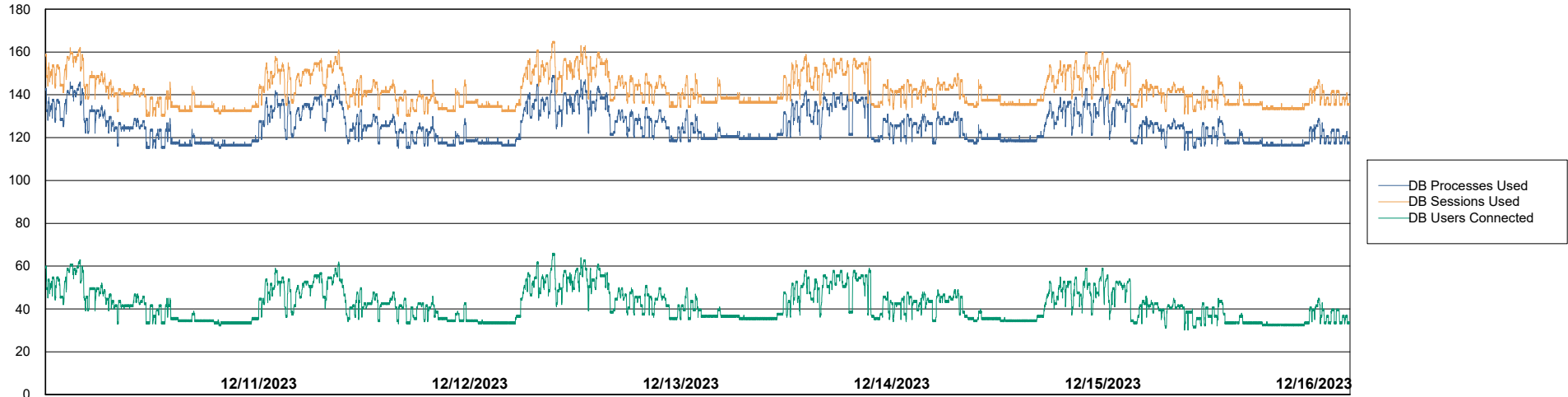
	Free disk space on C: (%)	Total disk space on C: (Gb)	Used disk space on C: (Gb)
12/16/2023	52	99	48
12/15/2023	52	99	47
12/14/2023	52	99	47
12/13/2023	52	99	47
12/12/2023	53	99	47
12/11/2023	53	99	47
12/10/2023	53	99	47

# Weekly SLA Customer Report

Customer ECL\_Production  
Database ID 156



Database Performance ECL\_PRD\_ECLABS\_ABS1



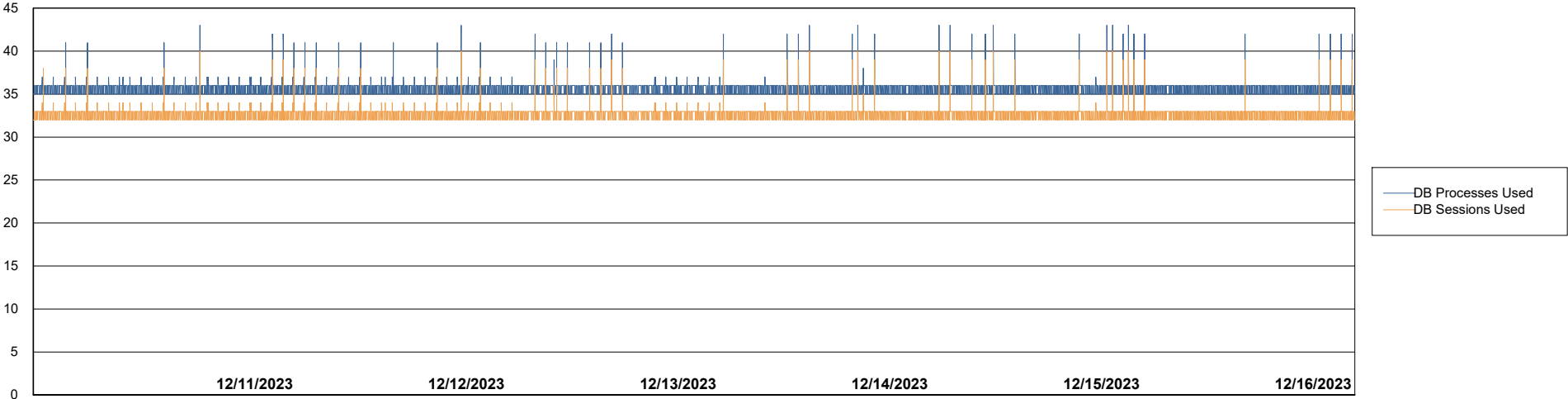
# Weekly SLA Customer Report

Customer ECL\_Production  
Database ID 156



Database Performance ECL\_PRD\_ECLABS-TEST\_HSBABS1

DB Processes Max 1,000



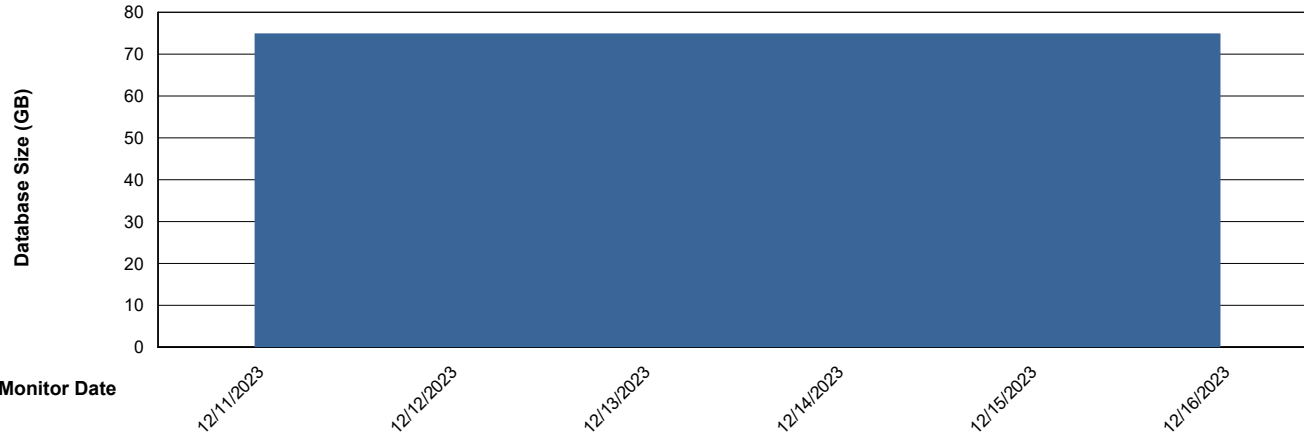
# Weekly SLA Customer Report

Customer ECL\_Production  
 Database ID 156



DATABASE SIZE ECL\_PRD\_ECLABS\_ABS1

Database growth over last month



Database Tablespace ECL\_PRD\_ECLABS\_ABS1

Date	Tablespace Name	Filesize (Gb)	Usedsize (Gb)	Percentage free
12/16/2023	ABSDATA	81	54	33
	INDX	10	6	39
12/15/2023	ABSDATA	81	54	33
	INDX	10	6	39
12/14/2023	ABSDATA	81	54	33
	INDX	10	6	39
12/13/2023	ABSDATA	81	54	33
	INDX	10	6	39
12/12/2023	ABSDATA	81	54	33
	INDX	10	6	39
12/11/2023	ABSDATA	81	54	33
	INDX	10	6	39

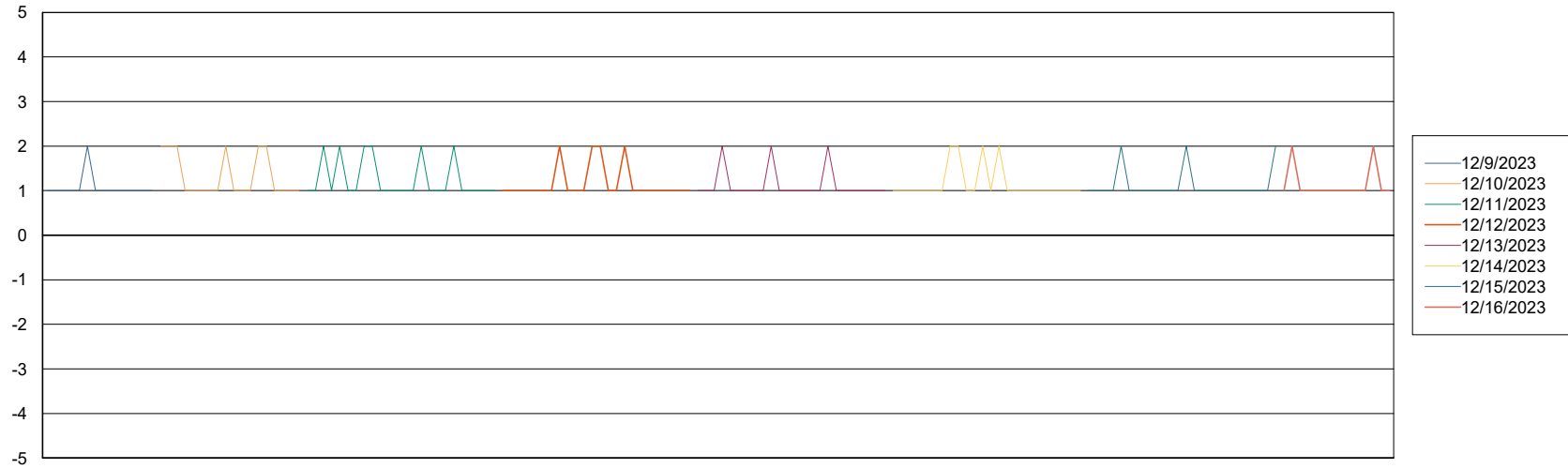
# Weekly SLA Customer Report

Customer ECL\_Production  
Database ID 156



Standby Database Health ECL\_Production

### Recovery lag for last 7 days



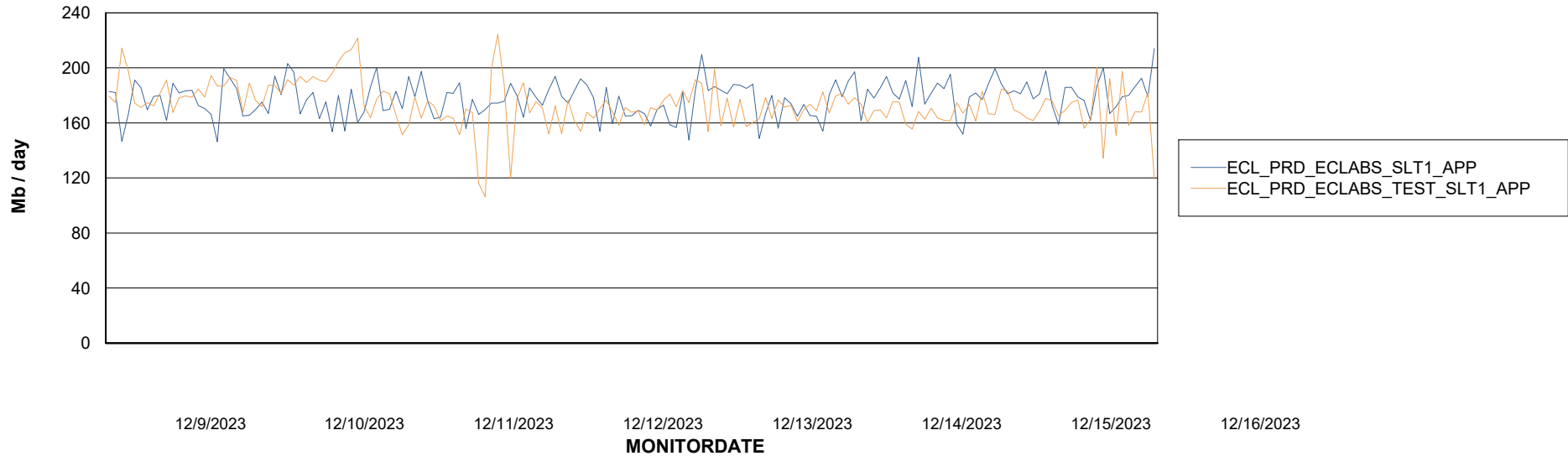
# Weekly SLA Customer Report

Customer ECL\_Production  
Database ID 156

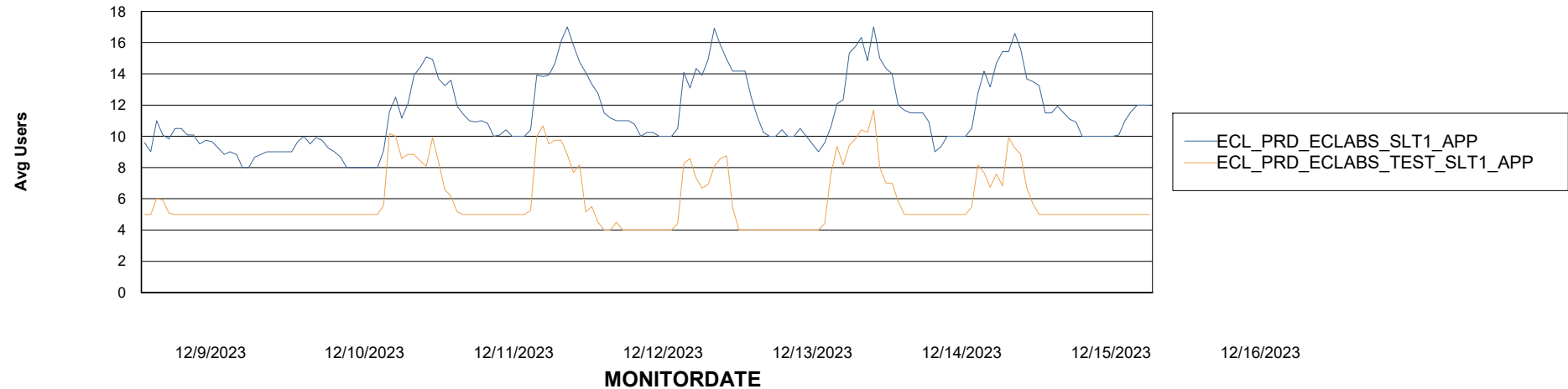


## ABSSolute Application Server Services

### Avg memory used per ABS Server Service



### Avg users per day per ABS server



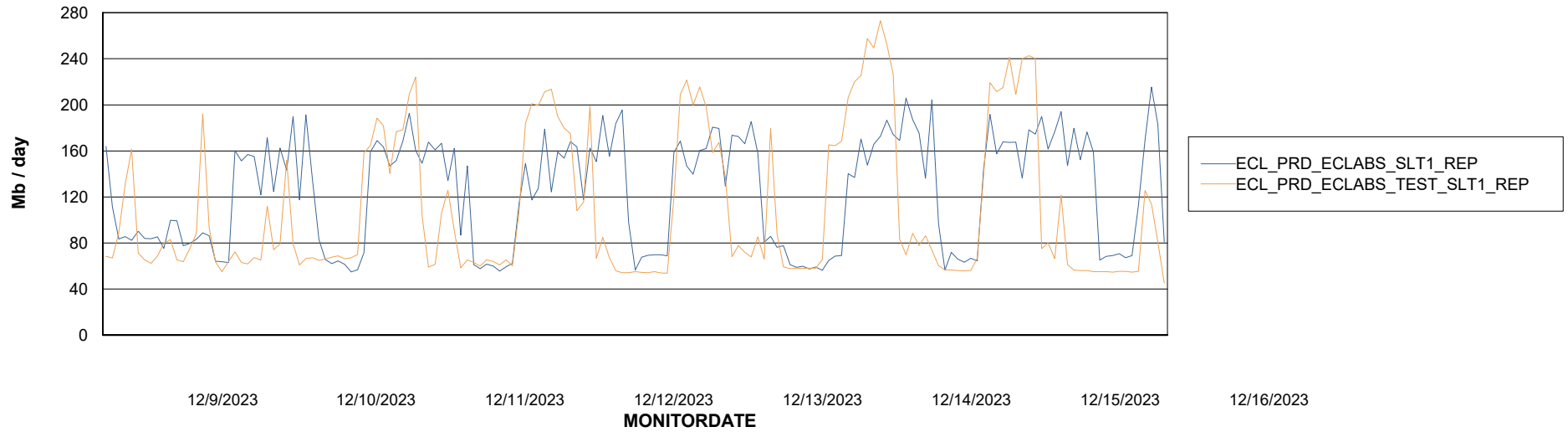
# Weekly SLA Customer Report

Customer ECL\_Production  
Database ID 156



## ABSSolute Application ReportServer Services

### Avg memory used per ReportServer Service



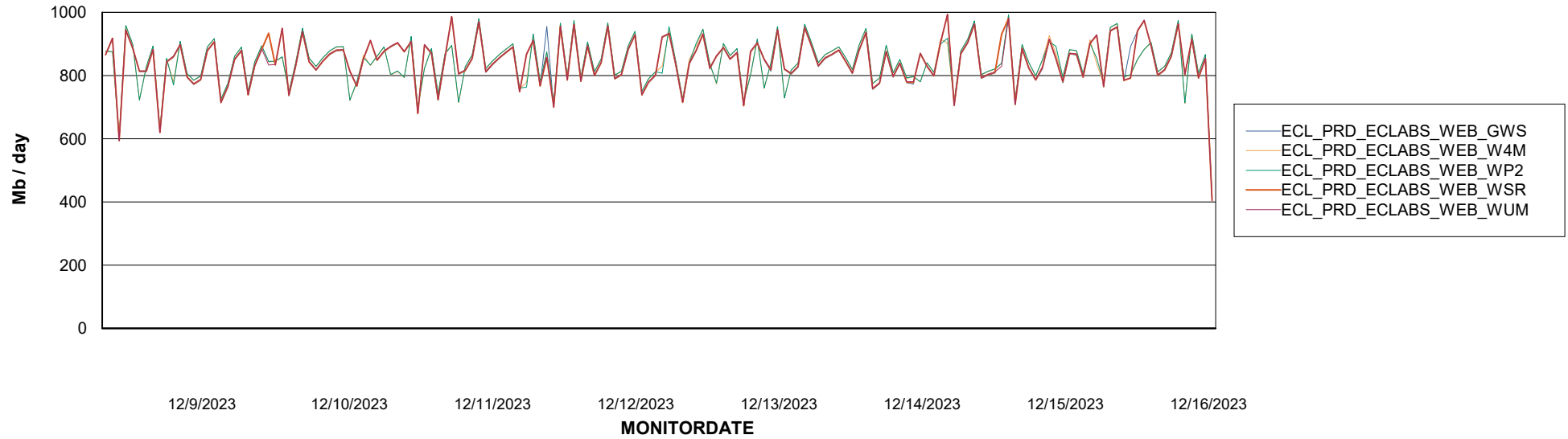
# Weekly SLA Customer Report

Customer ECL\_Production  
Database ID 156



## ABSSolute Web Component Services

### Avg memory used per ABS Web component



# Weekly SLA Customer Report

Customer ECL\_Production  
Database ID 156



### Disaster per ABS component

