

Weekly SLA Customer Report

Customer BNL_Production
 Database ID 83



Harddisk Usage BNL_PRD_BSNLP-VM-ABSD02

	Free disk space on C: (%)	Total disk space on C: (Gb)	Used disk space on C: (Gb)	Free disk space on D: (%)	Total disk space on D: (Gb)	Used disk space on D: (Gb)	Free disk space on E: (%)	Total disk space on E: (Gb)	Used disk space on E: (Gb)	Free disk space on F: (%)
12/16/2023	50	127	64	60	1,512	602	86	500	71	80
12/15/2023	50	127	63	61	1,512	591	84	500	82	80
12/14/2023	50	127	63	59	1,512	623	86	500	70	80
12/13/2023	50	127	63	63	1,512	563	88	500	59	80
12/12/2023	50	127	63	66	1,512	520	89	500	54	80
12/11/2023	51	127	61	65	1,512	529	87	500	65	80
12/10/2023	50	127	63	63	1,512	565	89	500	57	80

Harddisk Usage BNL_PRD_BSNLP-VM-ABSD03

	Free disk space on C: (%)	Total disk space on C: (Gb)	Used disk space on C: (Gb)	Free disk space on D: (%)	Total disk space on D: (Gb)	Used disk space on D: (Gb)	Free disk space on E: (%)	Total disk space on E: (Gb)	Used disk space on E: (Gb)	Free disk space on F: (%)
12/16/2023	46	127	68	83	1,512	263	77	500	114	80
12/15/2023	47	127	67	80	1,512	295	77	500	116	80
12/14/2023	47	127	68	82	1,512	278	77	500	117	80
12/13/2023	47	127	67	85	1,512	229	76	500	118	80
12/12/2023	47	127	67	85	1,512	230	77	500	117	80
12/11/2023	48	127	66	85	1,512	232	76	500	118	80
12/10/2023	47	127	67	85	1,512	232	77	500	114	80

Weekly SLA Customer Report

Customer BNL_Production
Database ID 83



Harddisk Usage BNL_PRD_bsnlp-vm-absw01

	Free disk space on C: (%)	Total disk space on C: (Gb)	Used disk space on C: (Gb)	Free disk space on D: (%)	Total disk space on D: (Gb)	Used disk space on D: (Gb)	Free disk space on E: (%)	Total disk space on E: (Gb)	Used disk space on E: (Gb)
12/16/2023	78	127	28	96	128	4	87	16	2
12/15/2023	79	127	27	96	128	4	87	16	2
12/14/2023	79	127	27	97	128	4	87	16	2
12/13/2023	79	127	27	97	128	4	87	16	2
12/12/2023	79	127	27	97	128	4	87	16	2
12/11/2023	80	127	26	97	128	4	87	16	2
12/10/2023	79	127	27	97	128	4	87	16	2

Harddisk Usage BNL_PRD_vm-absa01

	Free disk space on C: (%)	Total disk space on C: (Gb)	Used disk space on C: (Gb)	Free disk space on D: (%)	Total disk space on D: (Gb)	Used disk space on D: (Gb)	Free disk space on E: (%)	Total disk space on E: (Gb)	Used disk space on E: (Gb)
12/16/2023	71	127	36	87	127	16	92	64	5
12/15/2023	72	127	35	87	127	16	92	64	5
12/14/2023	72	127	35	87	127	16	92	64	5
12/13/2023	72	127	35	87	127	16	92	64	5
12/12/2023	72	127	36	87	127	16	92	64	5
12/11/2023	72	127	36	87	127	16	92	64	5
12/10/2023	72	127	36	87	127	16	92	64	5

Weekly SLA Customer Report

Customer BNL_Production
Database ID 83



Harddisk Usage BNL_PRD_vm-absa02

	Free disk space on C: (%)	Total disk space on C: (Gb)	Used disk space on C: (Gb)	Free disk space on D: (%)	Total disk space on D: (Gb)	Used disk space on D: (Gb)	Free disk space on E: (%)	Total disk space on E: (Gb)	Used disk space on E: (Gb)
12/16/2023	74	127	33	82	127	23	92	64	5
12/15/2023	74	127	32	82	127	23	92	64	5
12/14/2023	74	127	32	82	127	23	92	64	5
12/13/2023	74	127	32	82	127	23	92	64	5
12/12/2023	74	127	32	82	127	23	92	64	5
12/11/2023	74	127	32	82	127	23	92	64	5
12/10/2023	74	127	32	82	127	23	92	64	5

Harddisk Usage BNL_PRD_vm-absa03

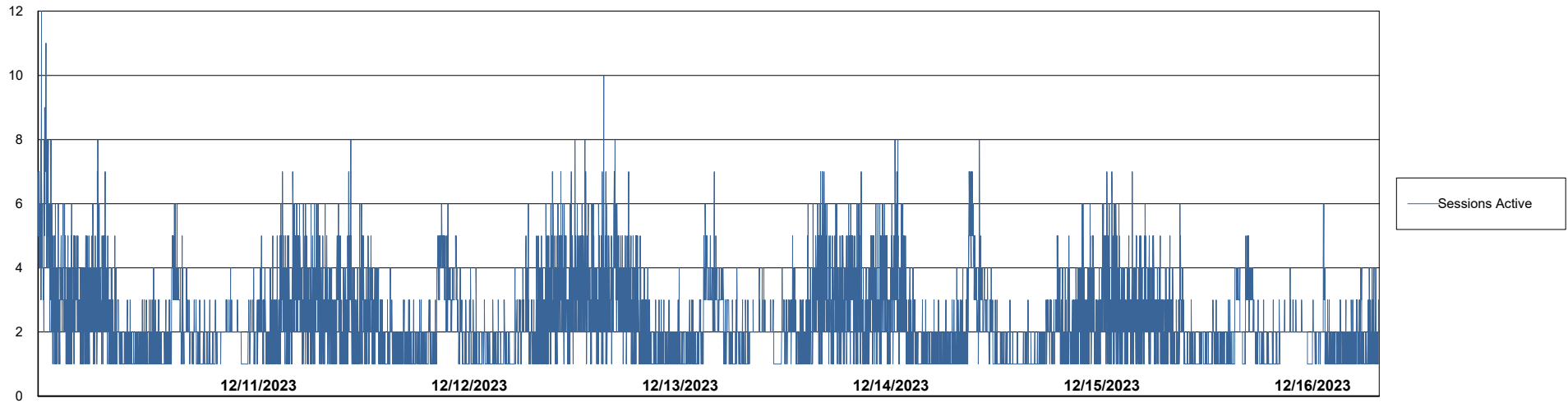
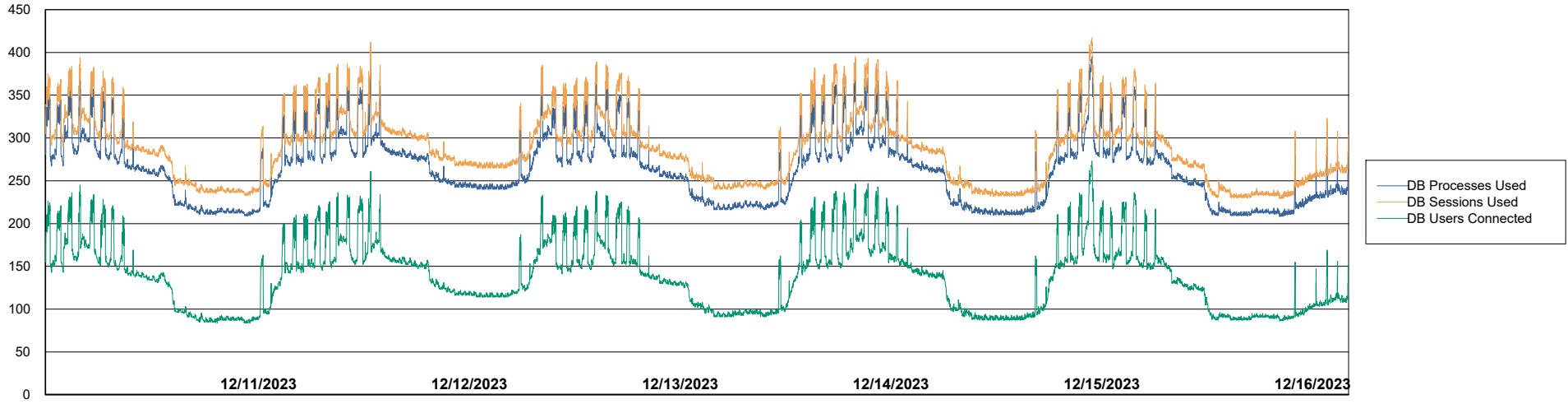
	Free disk space on C: (%)	Total disk space on C: (Gb)	Used disk space on C: (Gb)	Free disk space on D: (%)	Total disk space on D: (Gb)	Used disk space on D: (Gb)	Free disk space on E: (%)	Total disk space on E: (Gb)	Used disk space on E: (Gb)
12/16/2023	68	127	41	36	127	81	92	64	5
12/15/2023	69	127	40	36	127	81	92	64	5
12/14/2023	69	127	40	36	127	81	92	64	5
12/13/2023	69	127	40	36	127	81	92	64	5
12/12/2023	69	127	40	36	127	81	92	64	5
12/11/2023	69	127	40	36	127	81	92	64	5
12/10/2023	69	127	40	36	127	81	92	64	5

Weekly SLA Customer Report

Customer BNL_Production
Database ID 83



Database Performance BNLDB_Production



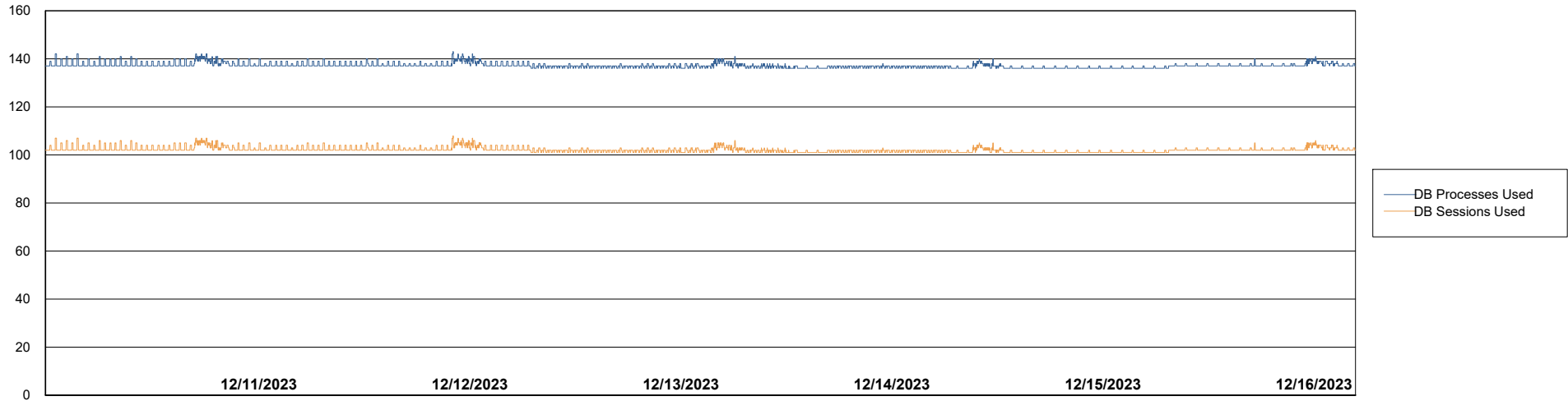
Weekly SLA Customer Report

Customer BNL_Production
Database ID 83



Database Performance BNLDB_Standby

DB Processes Max 1,000
DB Processes Max 4
DB Processes Max 0



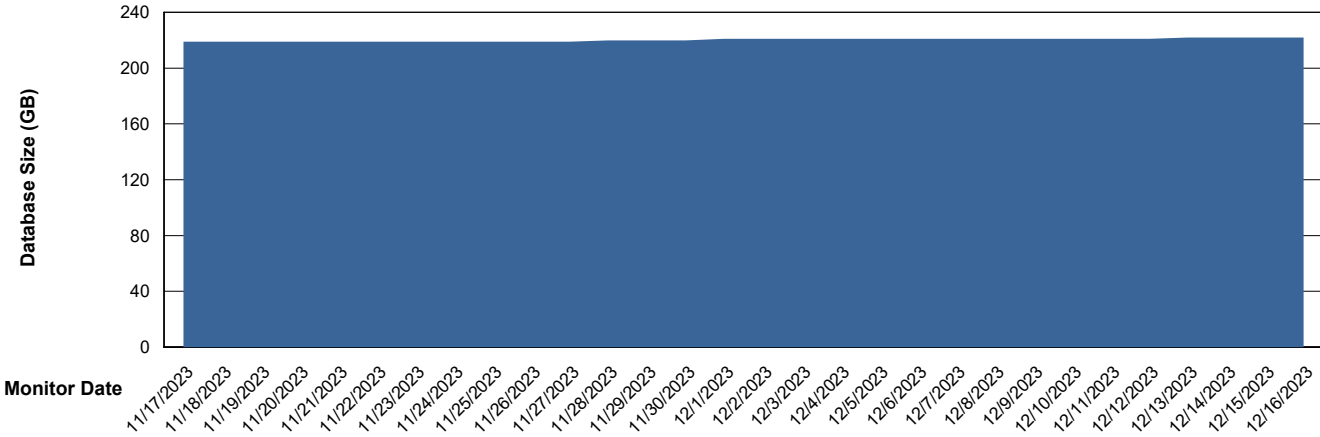
Weekly SLA Customer Report

Customer BNL_Production
 Database ID 83



DATABASE SIZE BNLDB_Production

Database growth over last month



Database Tablespace BNLDB_Production

Date	Tablespace Name	Filesize (Gb)	Usedsize (Gb)	Percentage free
12/16/2023	ABSDATA	105	67	37
	INDX	200	146	27
12/15/2023	ABSDATA	105	67	37
	INDX	200	146	27
12/14/2023	ABSDATA	105	67	37
	INDX	200	146	27
12/13/2023	ABSDATA	105	67	37
	INDX	200	146	27
12/12/2023	ABSDATA	105	67	37
	INDX	200	145	27
12/11/2023	ABSDATA	105	67	37
	INDX	200	145	27
12/10/2023	ABSDATA	105	67	37
	INDX	200	145	27

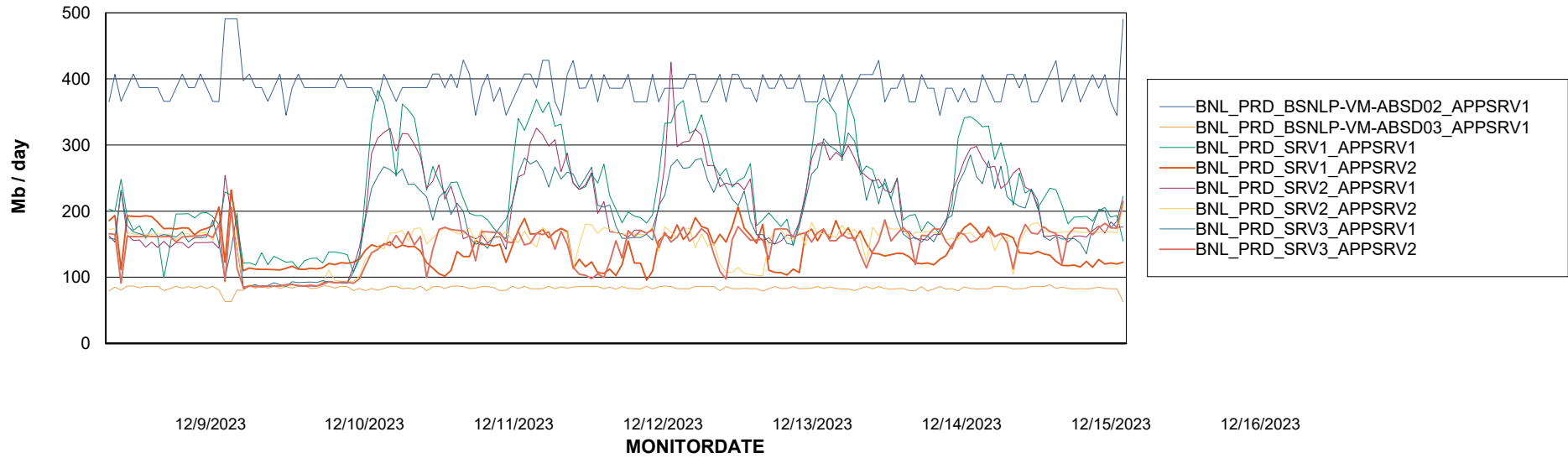
Weekly SLA Customer Report

Customer BNL_Production
Database ID 83

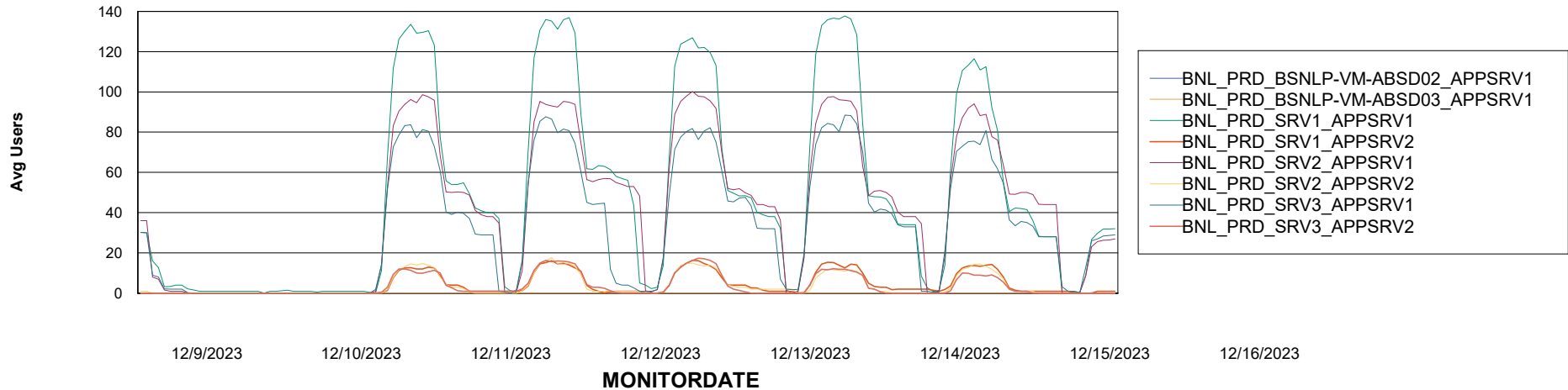


ABSolute Application Server Services

Avg memory used per ABS Server Service



Avg users per day per ABS server



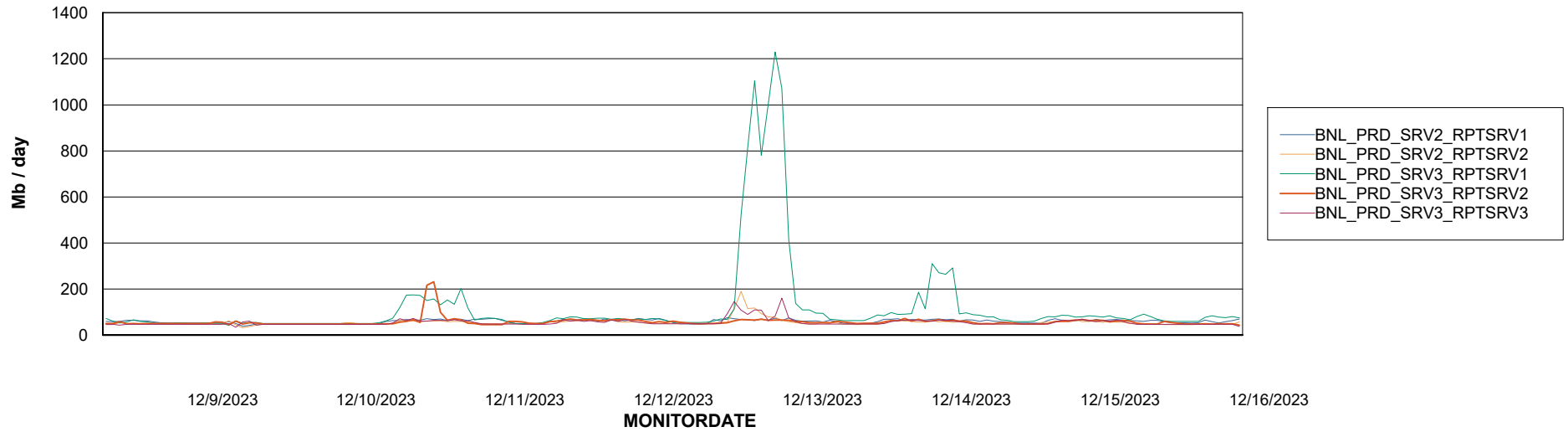
Weekly SLA Customer Report

Customer BNL_Production
Database ID 83



ABSolute Web Component Services

Avg memory used per ReportServer Service



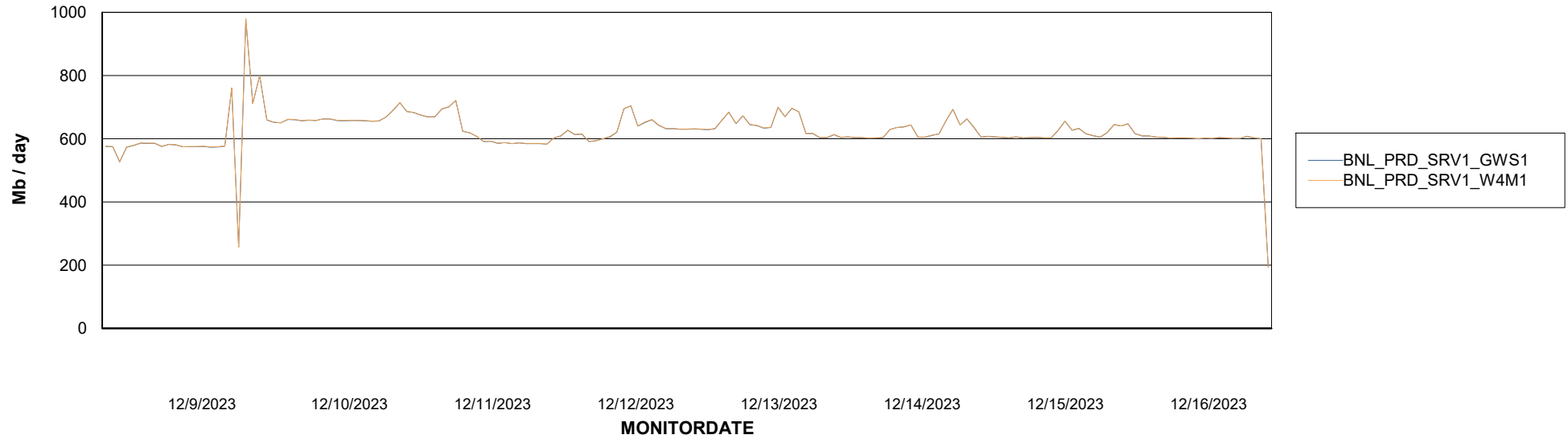
Weekly SLA Customer Report

Customer BNL_Production
Database ID 83



ABSSolute Web Component Services

Avg memory used per ABS Web component



Weekly SLA Customer Report

Customer BNL_Production
Database ID 83



Disaster per ABS component

