

# Weekly SLA Customer Report

Customer NIX\_Production  
Database ID 51



## Harddisk Usage NIX\_PRD\_ABSAPP01

	Free disk space on C: (%)	Total disk space on C: (Gb)	Used disk space on C: (Gb)	Free disk space on E: (%)	Total disk space on E: (Gb)	Used disk space on E: (Gb)
12/9/2023	74	207	53	100	98	0
12/8/2023	74	207	53	100	98	0
12/7/2023	74	207	53	100	98	0
12/6/2023	75	207	53	100	98	0
12/5/2023	75	207	53	100	98	0
12/4/2023	75	207	52	100	98	0
12/3/2023	75	207	52	100	98	0

## Harddisk Usage NIX\_PRD\_ABSAPP04

	Free disk space on C: (%)	Total disk space on C: (Gb)	Used disk space on C: (Gb)
12/9/2023	26	127	94
12/8/2023	26	127	94
12/7/2023	25	127	95
12/6/2023	26	127	93
12/5/2023	27	127	93
12/4/2023	27	127	93
12/3/2023	26	127	94

# Weekly SLA Customer Report

Customer NIX\_Production  
Database ID 51



## Harddisk Usage NIX\_PRD\_ABSBI

	Free disk space on C: (%)	Total disk space on C: (Gb)	Used disk space on C: (Gb)	Free disk space on E: (%)	Total disk space on E: (Gb)	Used disk space on E: (Gb)
12/9/2023	66	179	60	48	700	365
12/8/2023	66	179	60	48	700	362
12/7/2023	67	179	60	48	700	362
12/6/2023	67	179	60	48	700	362
12/5/2023	67	179	60	48	700	362
12/4/2023	67	179	60	48	700	362
12/3/2023	67	179	60	48	700	362

## Harddisk Usage NIX\_PRD\_ABSDB01

	Free disk space on C: (%)	Total disk space on C: (Gb)	Used disk space on C: (Gb)	Free disk space on D: (%)	Total disk space on D: (Gb)	Used disk space on D: (Gb)	Free disk space on E: (%)	Total disk space on E: (Gb)	Used disk space on E: (Gb)	Free disk space on F: (%)
12/9/2023	68	554	179	45	586	319	48	605	314	42
12/8/2023	68	554	178	45	586	319	48	605	314	42
12/7/2023	68	554	178	45	586	319	48	605	314	42
12/6/2023	68	554	178	45	586	319	48	605	314	42
12/5/2023	68	554	178	45	586	319	48	605	314	43
12/4/2023	68	554	178	45	586	319	48	605	314	44
12/3/2023	68	554	180	45	586	319	48	605	314	43

# Weekly SLA Customer Report

Customer NIX\_Production  
 Database ID 51



Harddisk Usage NIX\_PRD\_ABSDB02

	Free disk space on C: (%)	Total disk space on C: (Gb)	Used disk space on C: (Gb)	Free disk space on D: (%)	Total disk space on D: (Gb)	Used disk space on D: (Gb)	Free disk space on E: (%)	Total disk space on E: (Gb)	Used disk space on E: (Gb)	Free disk space on F: (%)
12/9/2023	88	574	67	41	488	290	54	684	313	88
12/8/2023	88	574	67	41	488	290	54	684	313	88
12/7/2023	88	574	67	41	488	290	54	684	313	88
12/6/2023	88	574	67	41	488	290	54	684	313	88
12/5/2023	88	574	67	41	488	290	54	684	313	88
12/4/2023	88	574	66	41	488	290	54	684	313	89
12/3/2023	88	574	66	41	488	290	54	684	313	89

Harddisk Usage NIX\_PRD\_ABSWEB02

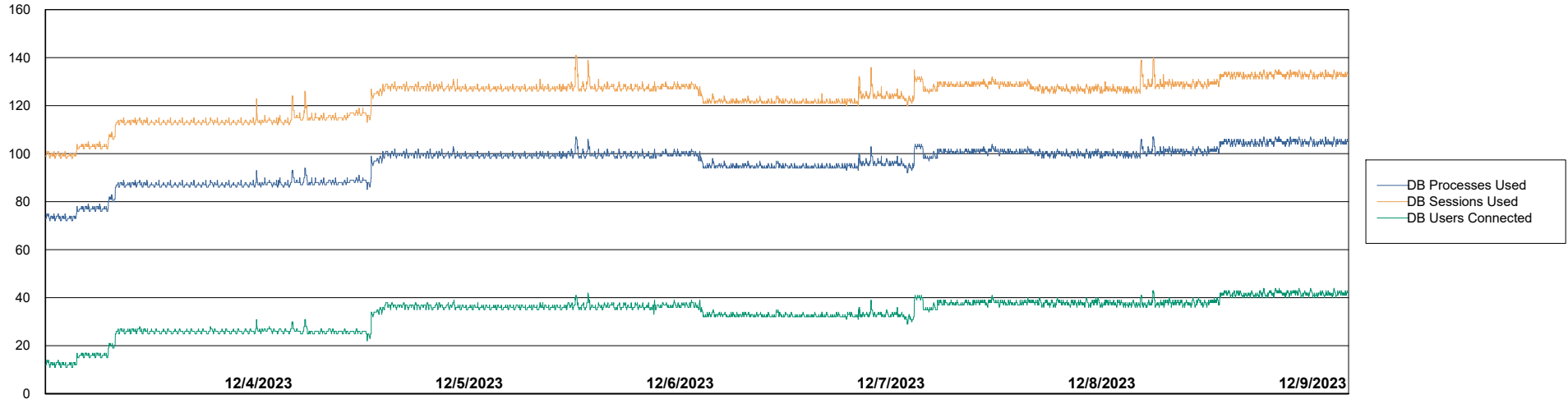
	Free disk space on C: (%)	Total disk space on C: (Gb)	Used disk space on C: (Gb)
12/9/2023	85	300	44
12/8/2023	85	300	44
12/7/2023	85	300	43
12/6/2023	86	300	43
12/5/2023	86	300	43
12/4/2023	86	300	43
12/3/2023	86	300	43

# Weekly SLA Customer Report

Customer NIX\_Production  
Database ID 51



## Database Performance NIX\_PRD\_ABSBI\_ABS1

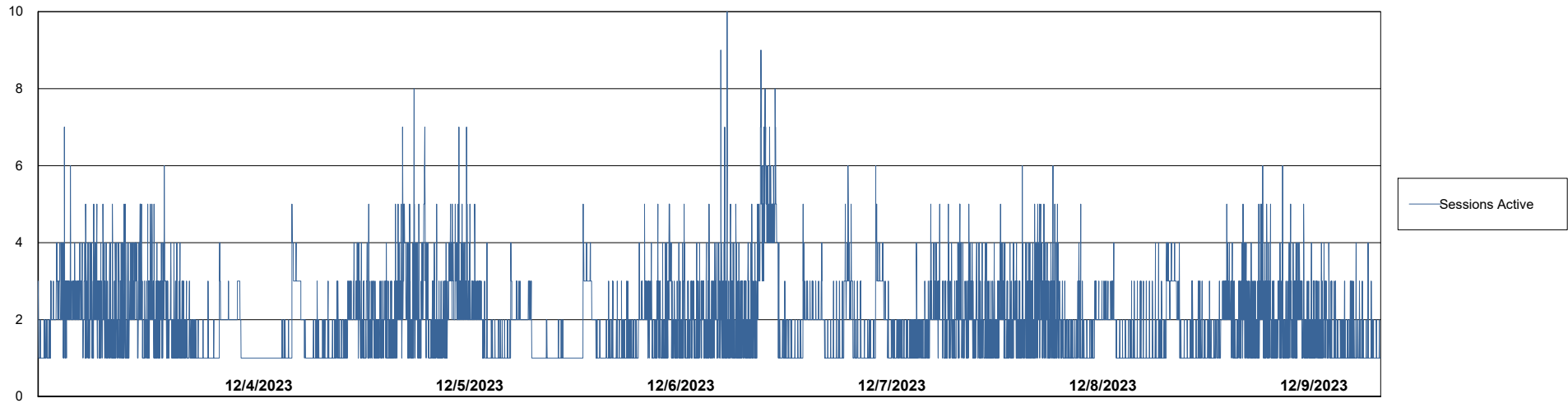
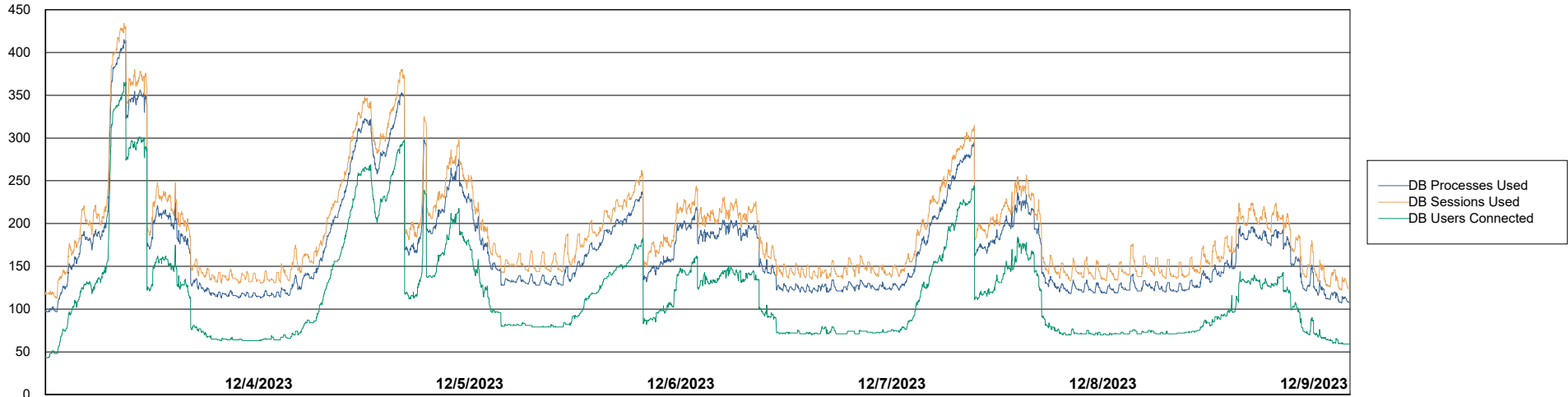


# Weekly SLA Customer Report

Customer NIX\_Production  
Database ID 51



## Database Performance NIX\_PRD\_ABSD01\_ABS1



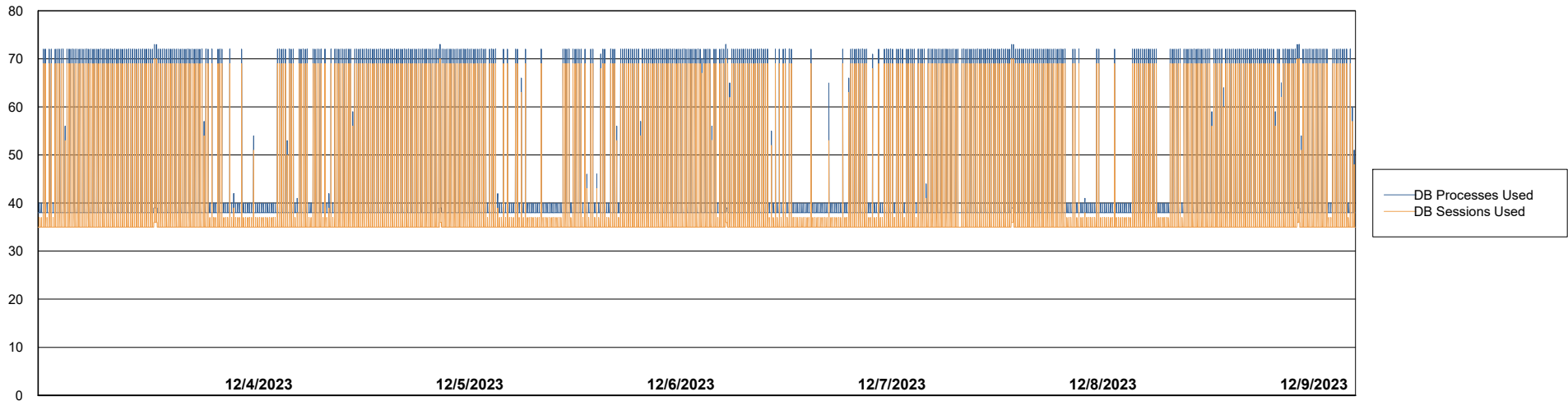
# Weekly SLA Customer Report

Customer NIX\_Production  
Database ID 51



Database Performance NIX\_PRD\_ABSDB02\_HSBABS1

DB Processes Max 300



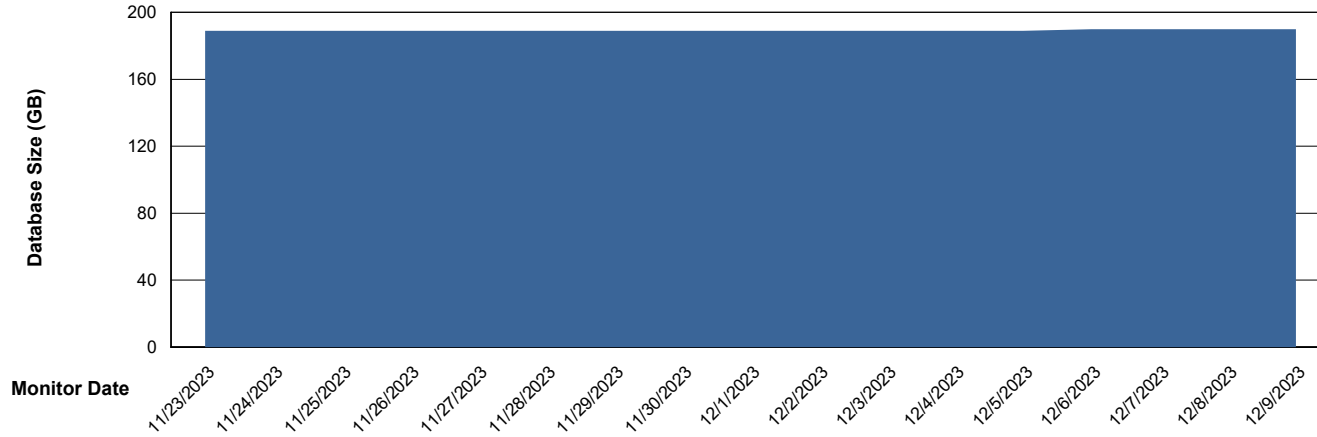
# Weekly SLA Customer Report

Customer NIX\_Production  
Database ID 51



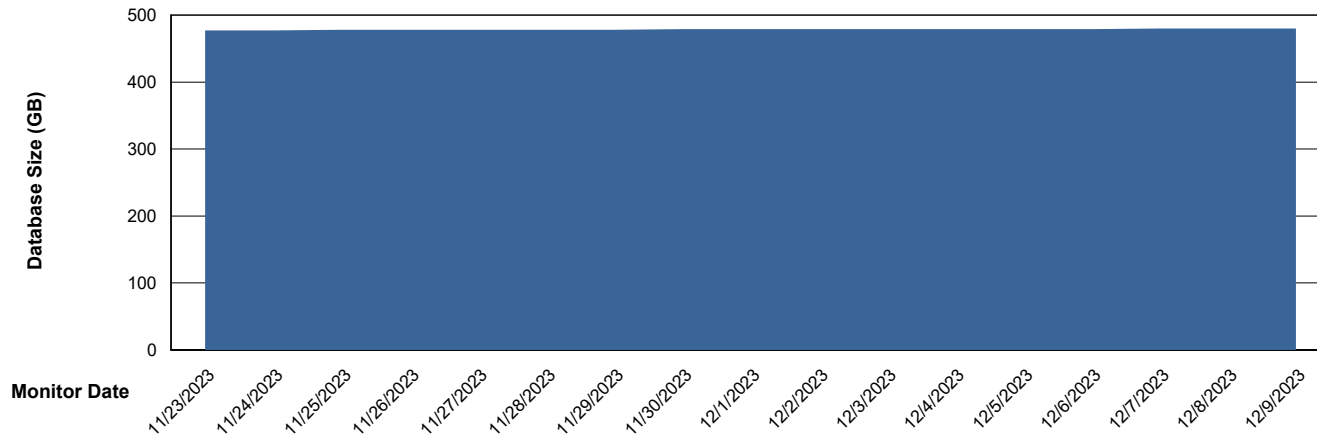
DATABASE SIZE NIX\_PRD\_ABSBI\_ABS1

### Database growth over last month



DATABASE SIZE NIX\_PRD\_ABSDB01\_ABS1

### Database growth over last month



# Weekly SLA Customer Report

Customer NIX\_Production  
Database ID 51



Database Tablespace NIX\_PRD\_ABSBI\_ABS1

Date	Tablespace Name	Filesize (Gb)	Usedsize (Gb)	Percentage free
12/9/2023	ABSDATA	103	85	17
	INDX	126	103	18
12/8/2023	ABSDATA	103	85	17
	INDX	126	103	18
12/7/2023	ABSDATA	103	85	17
	INDX	126	103	18
12/6/2023	ABSDATA	103	85	17
	INDX	126	103	18
12/5/2023	ABSDATA	103	85	17
	INDX	126	103	18
12/4/2023	ABSDATA	103	85	17
	INDX	126	103	18
12/3/2023	ABSDATA	103	85	17
	INDX	126	103	18

# Weekly SLA Customer Report

Customer NIX\_Production  
 Database ID 51



Database Tablespace NIX\_PRD\_ABSD01\_ABS1

Date	Tablespace Name	Filesize (Gb)	Usedsize (Gb)	Percentage free
12/9/2023	ABSDATA	231	192	17
	INDX	313	263	16
12/8/2023	ABSDATA	231	192	17
	INDX	313	263	16
12/7/2023	ABSDATA	231	192	17
	INDX	313	263	16
12/6/2023	ABSDATA	231	191	17
	INDX	313	263	16
12/5/2023	ABSDATA	231	191	17
	INDX	313	263	16
12/4/2023	ABSDATA	231	191	17
	INDX	313	263	16
12/3/2023	ABSDATA	231	191	17
	INDX	313	262	16

BI Status and last ETL error for NIX\_PRD\_ABSBI\_ABS1

	Mon 4/12/2023	Tue 5/12/2023	Wed 6/12/2023	Thu 7/12/2023	Fri 8/12/2023	Sat 9/12/2023
<b>ABS DataWarehouse ETL Health</b>	OK	OK	OK	OK	OK	OK
<b>ABS DWHStaging ETL Health</b>	OK	OK	OK	OK	OK	OK

# Weekly SLA Customer Report

Customer NIX\_Production  
Database ID 51



BI last ETL error for	NIX_PRD_ABSBI_ABS1
-----------------------	--------------------

Tue, 5-12-2023	None
Fri, 8-12-2023	None
Wed, 6-12-2023	None
Sun, 3-12-2023	None
Thu, 7-12-2023	None
Sat, 9-12-2023	None
Tue, 5-12-2023	None
Sun, 3-12-2023	None
Wed, 6-12-2023	None
Mon, 4-12-2023	None
Thu, 7-12-2023	None
Fri, 8-12-2023	None
Sat, 9-12-2023	None
Mon, 4-12-2023	None

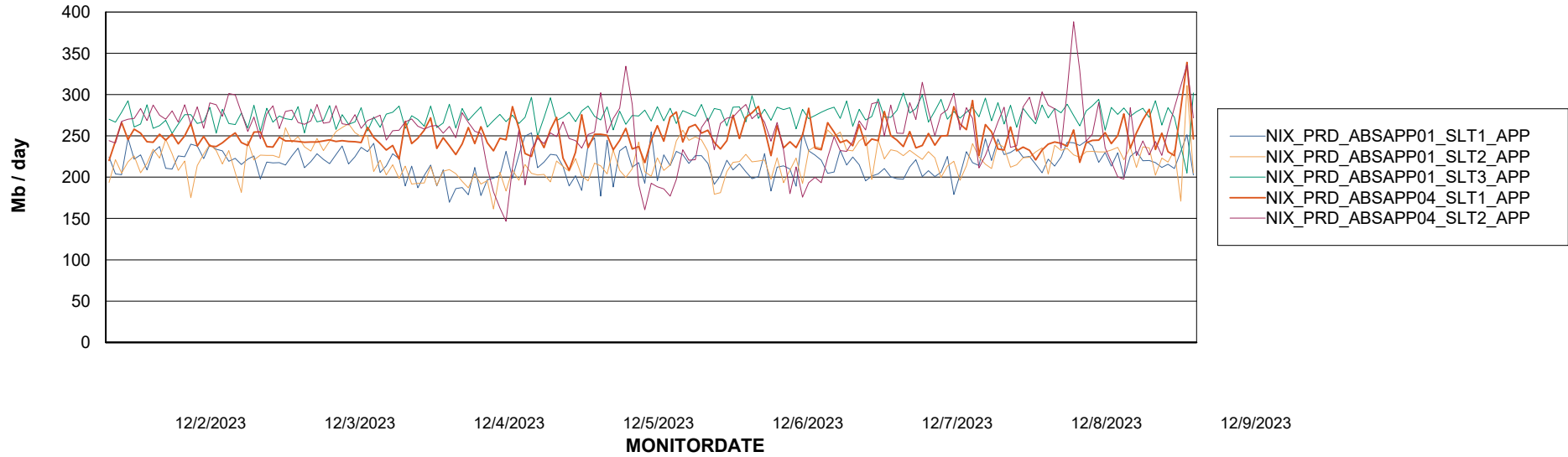
# Weekly SLA Customer Report

Customer NIX\_Production  
Database ID 51

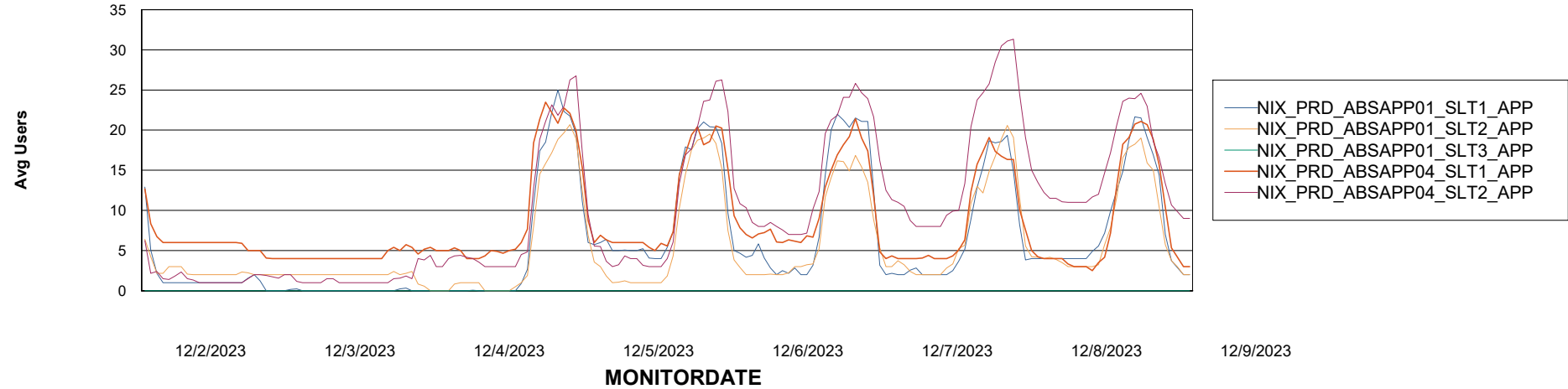


## ABSSolute Application Server Services

### Avg memory used per ABS Server Service



### Avg users per day per ABS server



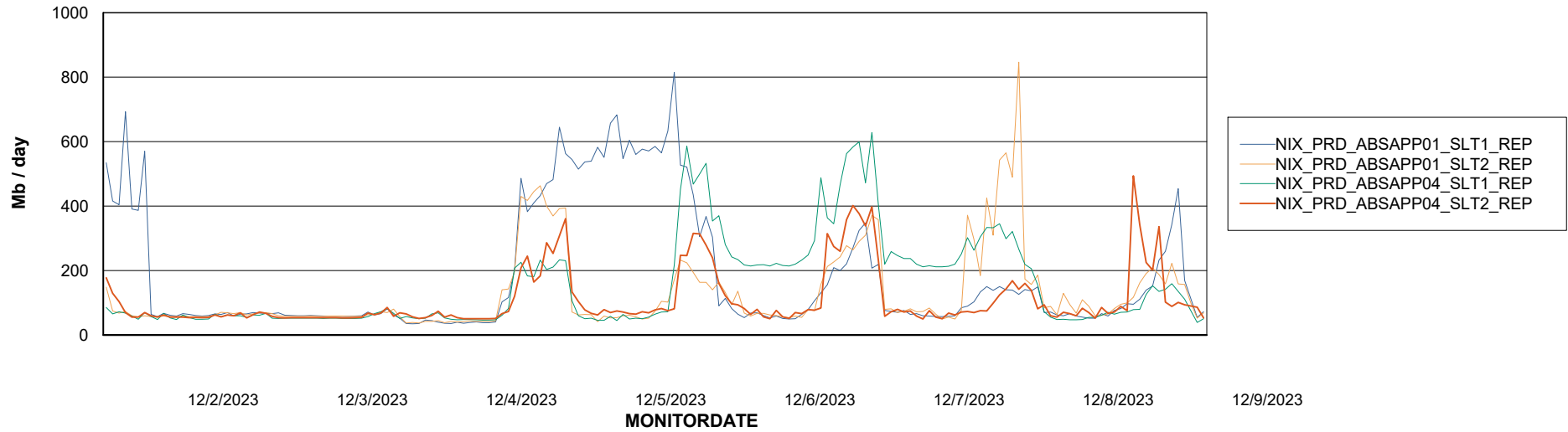
# Weekly SLA Customer Report

Customer NIX\_Production  
Database ID 51



## ABSSolute Application ReportServer Services

### Avg memory used per ReportServer Service



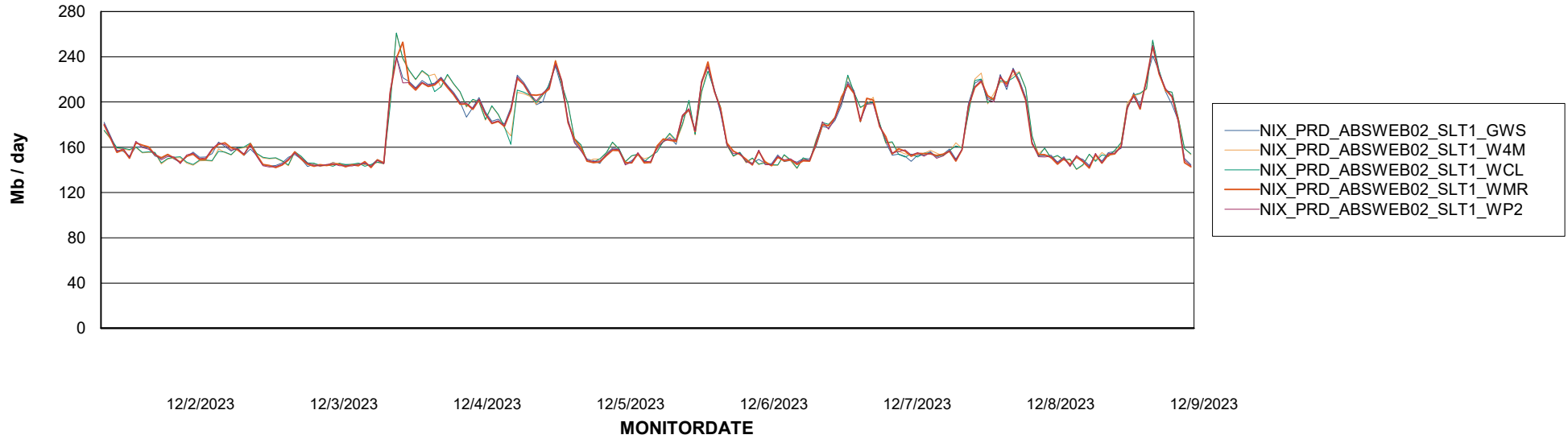
# Weekly SLA Customer Report

Customer NIX\_Production  
Database ID 51



## ABSSolute Web Component Services

### Avg memory used per ABS Web component



# Weekly SLA Customer Report

Customer NIX\_Production  
Database ID 51



### Disaster per ABS component

