

Weekly SLA Customer Report

Customer LLG_Production
 Database ID 53



Harddisk Usage LLG_PRD_APP01

	Free disk space on C: (%)	Total disk space on C: (Gb)	Used disk space on C: (Gb)	Free disk space on D: (%)	Total disk space on D: (Gb)	Used disk space on D: (Gb)
12/9/2023	60	200	80	95	200	10
12/8/2023	60	200	80	95	200	10
12/7/2023	60	200	80	95	200	10
12/6/2023	60	200	80	95	200	10
12/5/2023	60	200	80	95	200	10
12/4/2023	60	200	80	95	200	10
12/3/2023	60	200	80	95	200	10

Harddisk Usage LLG_PRD_APP02

	Free disk space on C: (%)	Total disk space on C: (Gb)	Used disk space on C: (Gb)	Free disk space on D: (%)	Total disk space on D: (Gb)	Used disk space on D: (Gb)
12/9/2023	61	200	77	93	200	14
12/8/2023	61	200	77	93	200	14
12/7/2023	61	200	77	93	200	14
12/6/2023	61	200	77	93	200	14
12/5/2023	61	200	77	93	200	14
12/4/2023	61	200	77	93	200	13
12/3/2023	61	200	77	93	200	13

Weekly SLA Customer Report

Customer LLG_Production
 Database ID 53



Harddisk Usage LLG_PRD_BI02

	Free disk space on C: (%)	Total disk space on C: (Gb)	Used disk space on C: (Gb)	Free disk space on D: (%)	Total disk space on D: (Gb)	Used disk space on D: (Gb)
12/9/2023	49	150	77	33	685	461
12/8/2023	49	150	77	33	685	462
12/7/2023	49	150	77	33	685	462
12/6/2023	49	150	77	33	685	462
12/5/2023	49	150	77	33	685	462
12/4/2023	49	150	77	33	685	462
12/3/2023	49	150	77	33	685	461

Harddisk Usage LLG_PRD_ORS01

	Free disk space on C: (%)	Total disk space on C: (Gb)	Used disk space on C: (Gb)	Free disk space on D: (%)	Total disk space on D: (Gb)	Used disk space on D: (Gb)	Free disk space on E: (%)	Total disk space on E: (Gb)	Used disk space on E: (Gb)
12/9/2023	79	279	58	42	928	539	52	749	357
12/8/2023	79	279	58	43	928	529	52	749	359
12/7/2023	79	279	58	43	928	525	42	749	438
12/6/2023	79	279	58	43	928	525	32	749	506
12/5/2023	79	279	58	43	928	525	32	749	506
12/4/2023	79	279	59	43	928	525	36	749	479
12/3/2023	79	279	59	43	928	525	54	749	345

Weekly SLA Customer Report

Customer LLG_Production
 Database ID 53



Harddisk Usage LLG_PRD_OR02

	Free disk space on C: (%)	Total disk space on C: (Gb)	Used disk space on C: (Gb)	Free disk space on D: (%)	Total disk space on D: (Gb)	Used disk space on D: (Gb)	Free disk space on E: (%)	Total disk space on E: (Gb)	Used disk space on E: (Gb)
12/9/2023	82	279	49	88	1,117	131	93	559	38
12/8/2023	82	279	49	88	1,117	131	93	559	38
12/7/2023	82	279	49	88	1,117	131	93	559	38
12/6/2023	82	279	49	88	1,117	131	93	559	38
12/5/2023	82	279	49	88	1,117	131	93	559	38
12/4/2023	82	279	49	88	1,117	131	93	559	38
12/3/2023	82	279	49	88	1,117	131	93	559	38

Harddisk Usage LLG_PRD_TS2

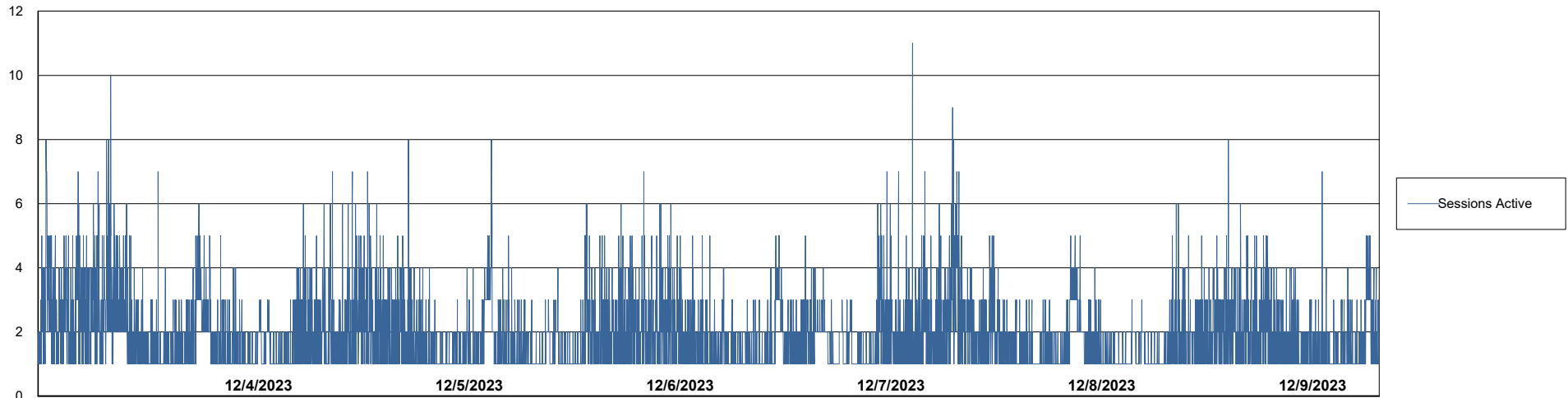
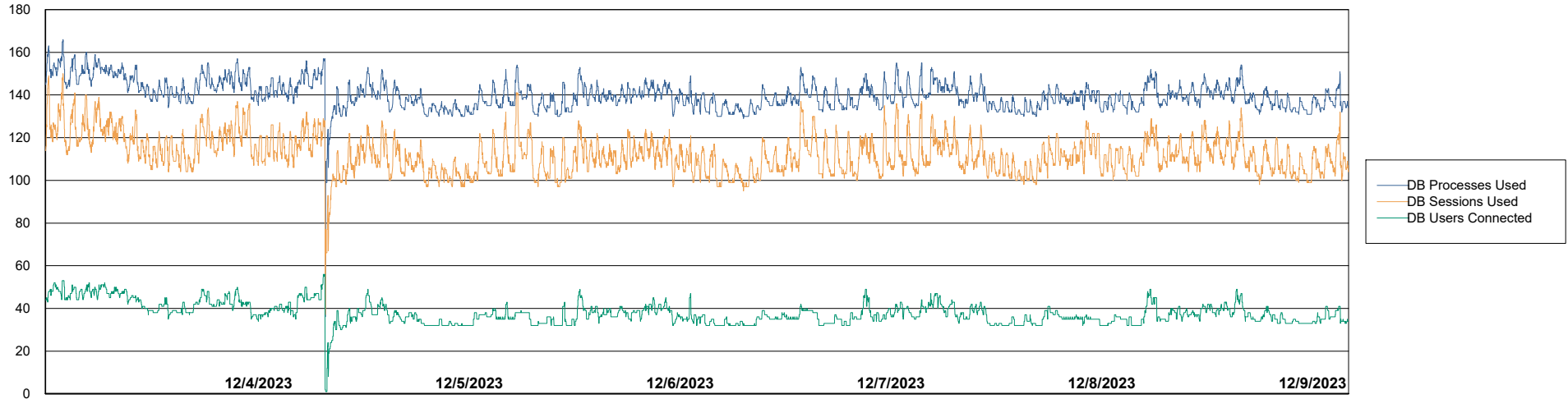
	Free disk space on C: (%)	Total disk space on C: (Gb)	Used disk space on C: (Gb)	Free disk space on D: (%)	Total disk space on D: (Gb)	Used disk space on D: (Gb)	Free disk space on E: (%)	Total disk space on E: (Gb)	Used disk space on E: (Gb)
12/9/2023	20	279	223	54	993	457	50	684	342
12/8/2023	20	279	223	55	993	447	50	684	342
12/7/2023	20	279	224	55	993	443	50	684	342
12/6/2023	20	279	223	55	993	443	50	684	342
12/5/2023	20	279	223	55	993	443	49	684	347
12/4/2023	20	279	223	55	993	443	40	684	409
12/3/2023	20	279	223	55	993	443	50	684	341

Weekly SLA Customer Report

Customer LLG_Production
Database ID 53



Database Performance LLGDB_Production



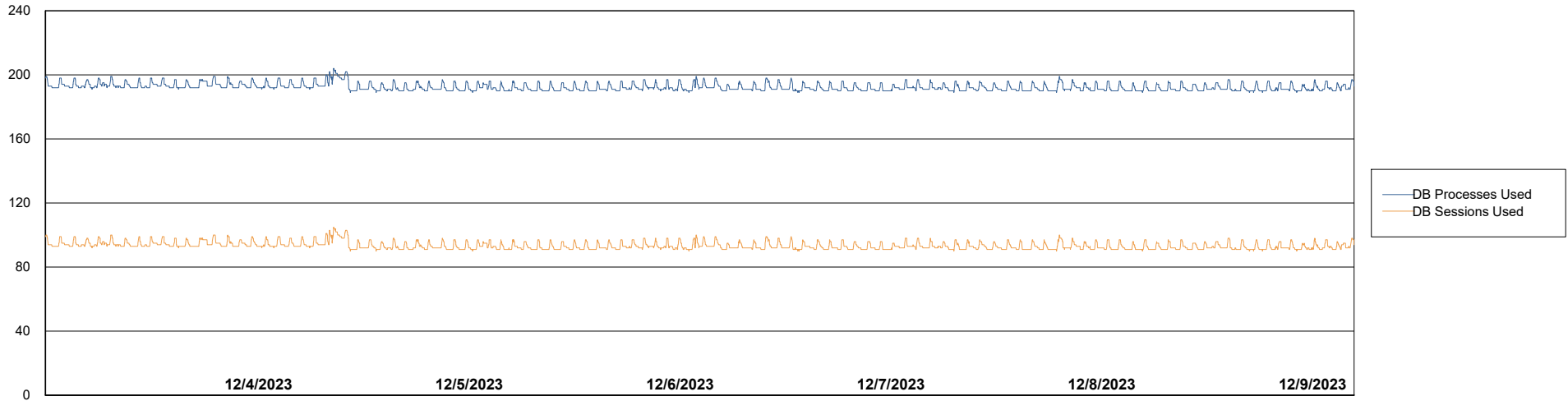
Weekly SLA Customer Report

Customer LLG_Production
Database ID 53



Database Performance LLGDB_Standby_TS2

DB Processes Max 0
DB Processes Max 300
DB Processes Max 4



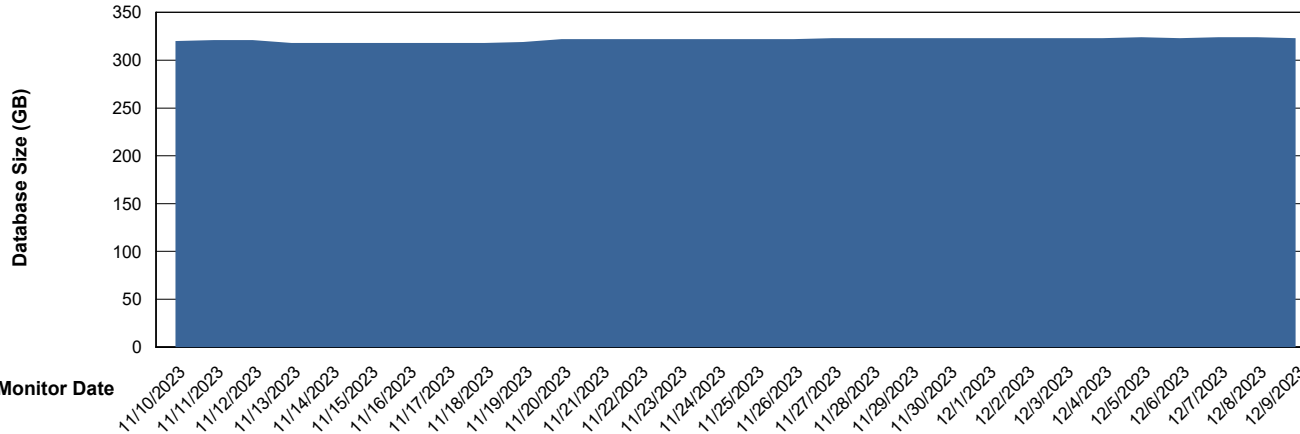
Weekly SLA Customer Report

Customer LLG_Production
 Database ID 53



DATABASE SIZE LLGDB_Production

Database growth over last month



Database Tablespace LLGDB_Production

Date	Tablespace Name	Filesize (Gb)	Usedsize (Gb)	Percentage free
12/9/2023	ABSDATA	178	128	28
	INDX	230	185	19
12/8/2023	ABSDATA	178	128	28
	INDX	230	185	19
12/7/2023	ABSDATA	178	128	28
	INDX	216	185	14
12/6/2023	ABSDATA	178	128	28
	INDX	216	185	14
12/5/2023	ABSDATA	178	128	28
	INDX	216	185	14
12/4/2023	ABSDATA	178	128	28
	INDX	216	185	14
12/3/2023	ABSDATA	178	128	28
	INDX	216	185	14

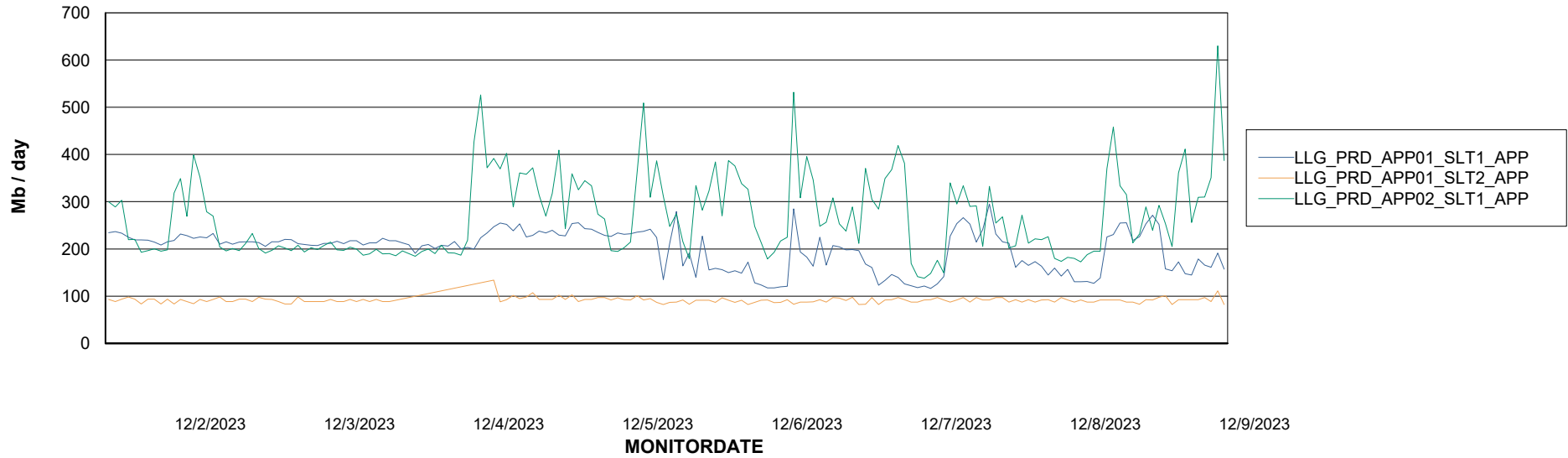
Weekly SLA Customer Report

Customer LLG_Production
Database ID 53



ABSSolute Application Server Services

Avg memory used per ABS Server Service



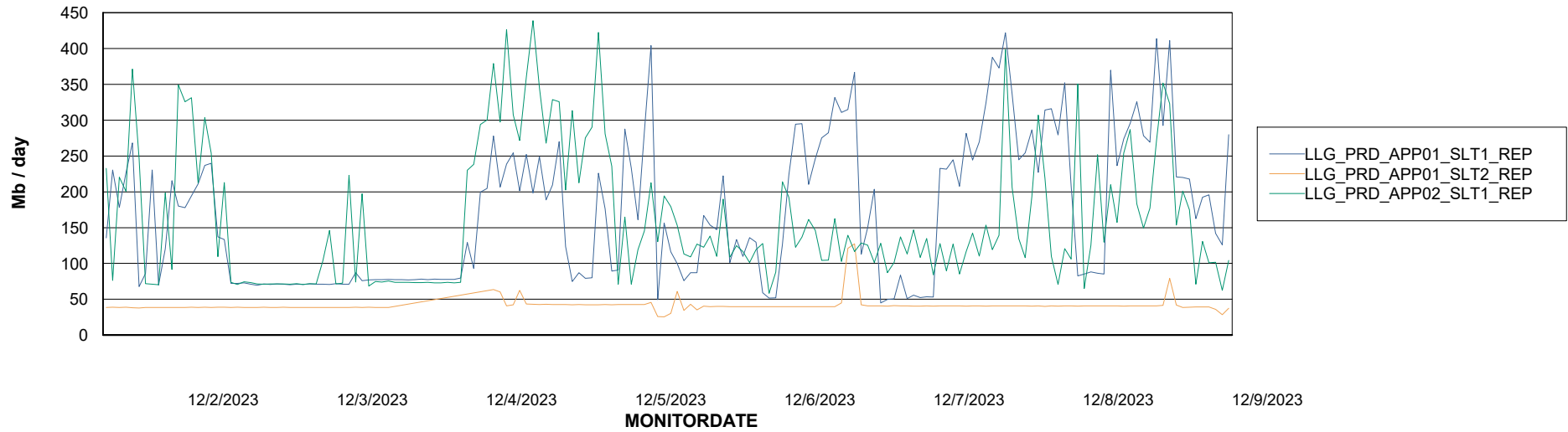
Weekly SLA Customer Report

Customer LLG_Production
Database ID 53

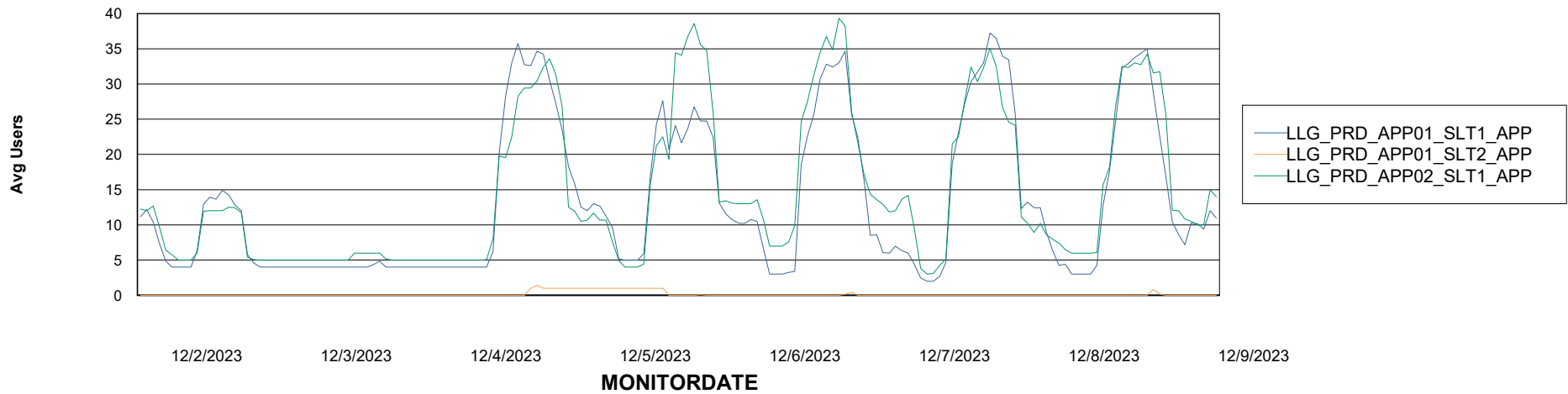


ABSSolute Application Server Services

Avg memory used per ReportServer Service



Avg users per day per ABS server




Weekly SLA Customer Report

Customer LLG_Production
Database ID 53



ABSSolute Application Server Services

Avg memory used per ABS Web component



Weekly SLA Customer Report

Customer LLG_Production
Database ID 53



Disaster per ABS component

