

Weekly SLA Customer Report

Customer VEN_Production
Database ID 35



Harddisk Usage VEN_PRD_VENABS06_DB

	Free disk space on C: (%)	Total disk space on C: (Gb)	Used disk space on C: (Gb)	Free disk space on D: (%)	Total disk space on D: (Gb)	Used disk space on D: (Gb)	Free disk space on E: (%)	Total disk space on E: (Gb)	Used disk space on E: (Gb)
12/2/2023	45	102	56	14	721	620	53	400	186
12/1/2023	45	102	56	14	721	620	51	400	197
11/30/2023	45	102	56	14	721	620	49	400	205
11/29/2023	45	102	56	14	721	620	45	400	220
11/28/2023	45	102	56	14	721	620	43	400	228
11/27/2023	45	102	57	14	721	620	46	400	215

Harddisk Usage VEN_PRD_VENABS07_SB-DB

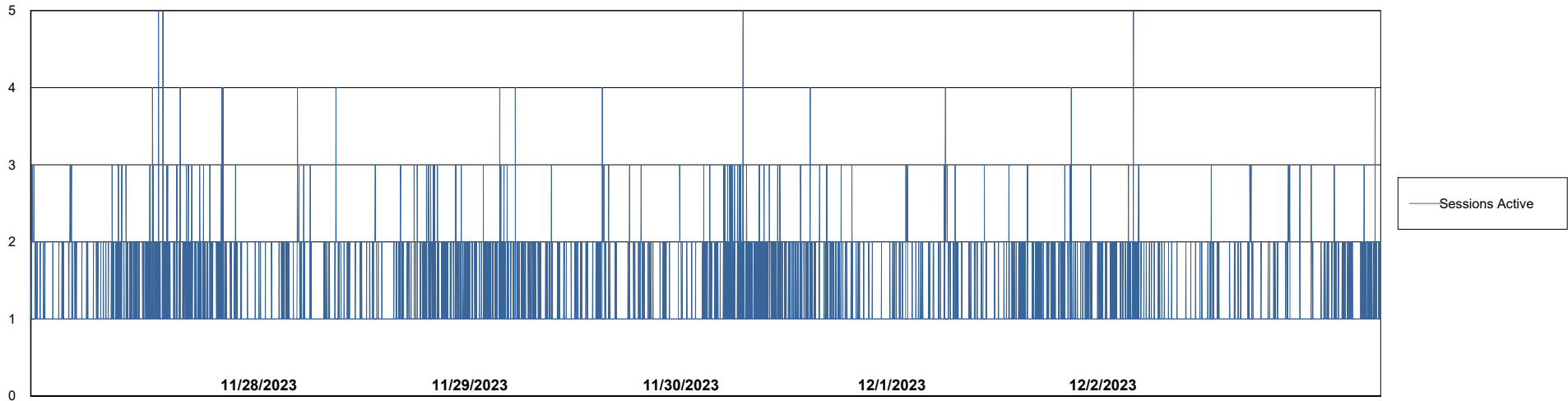
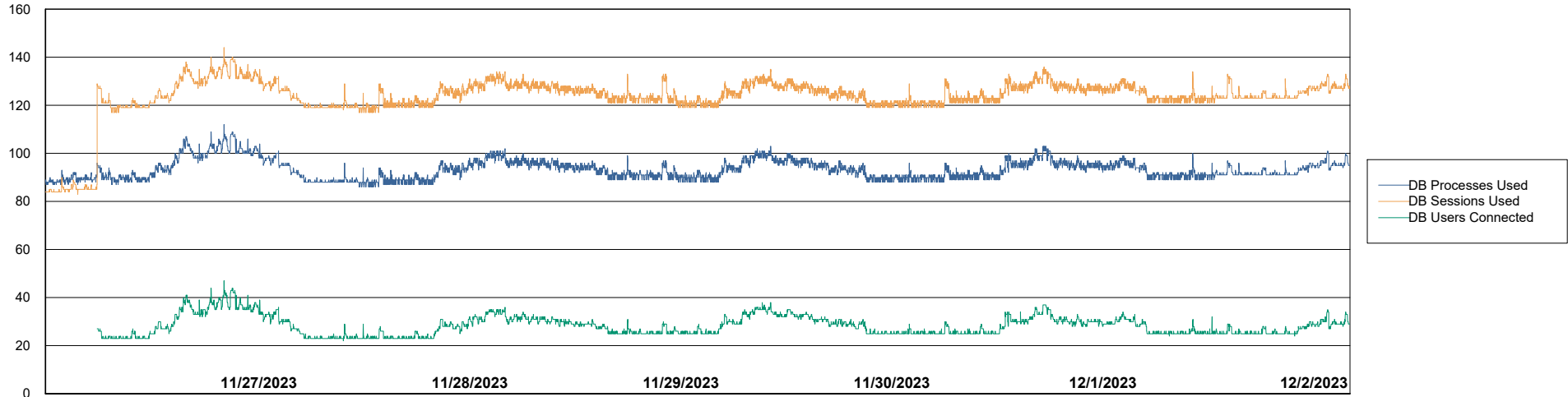
	Free disk space on C: (%)	Total disk space on C: (Gb)	Used disk space on C: (Gb)	Free disk space on D: (%)	Total disk space on D: (Gb)	Used disk space on D: (Gb)	Free disk space on E: (%)	Total disk space on E: (Gb)	Used disk space on E: (Gb)
12/2/2023	48	102	53	20	1,000	798	84	400	62
12/1/2023	49	102	52	20	1,000	798	80	400	80
11/30/2023	49	102	52	20	1,000	798	78	400	88
11/29/2023	49	102	52	20	1,000	798	74	400	103
11/28/2023	50	102	51	21	1,000	786	83	400	70
11/27/2023	50	102	51	20	1,000	797	90	400	41

Weekly SLA Customer Report

Customer VEN_Production
Database ID 35



Database Performance VENDB_Production_ABS1



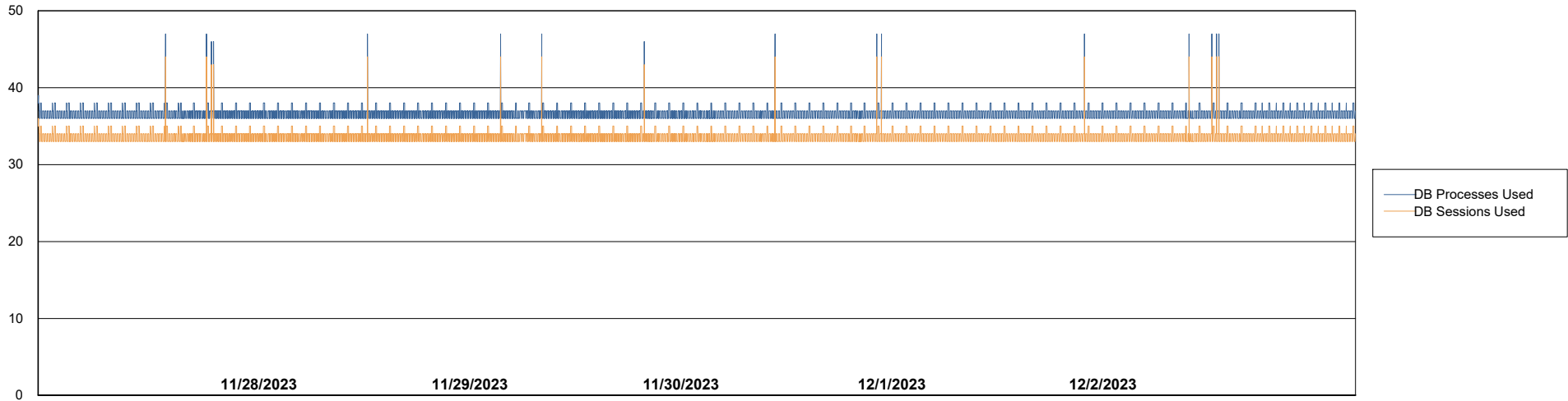
Weekly SLA Customer Report

Customer VEN_Production
Database ID 35



Database Performance VENDB_Standby_ABS1_SB

DB Processes Max 300



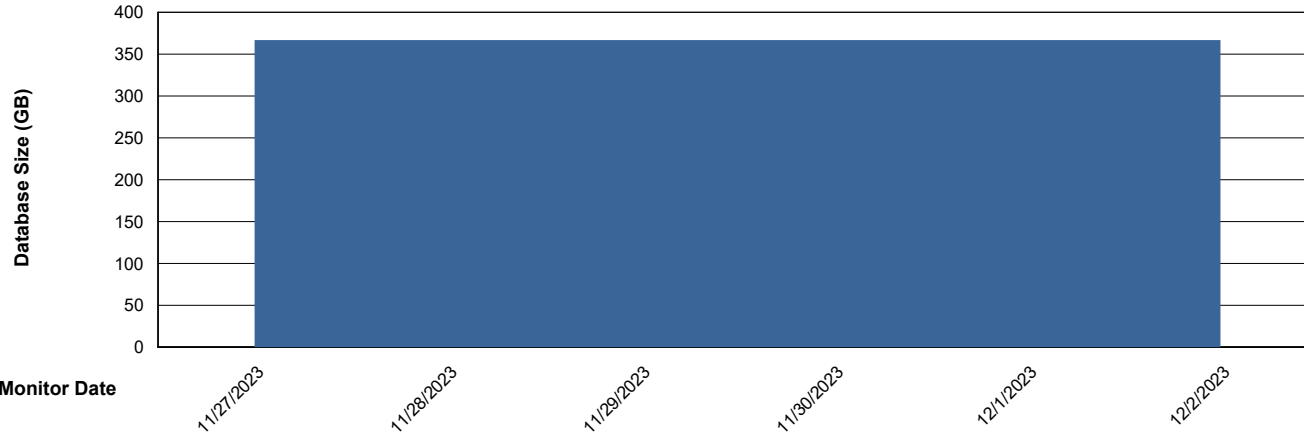
Weekly SLA Customer Report

Customer VEN_Production
 Database ID 35



DATABASE SIZE VENDB_Production_ABS1

Database growth over last month



Database Tablespace VENDB_Production_ABS1

Date	Tablespace Name	Filesize (Gb)	Usedsize (Gb)	Percentage free
12/2/2023	ABSDATA	222	184	17
	INDX	207	171	17
12/1/2023	ABSDATA	222	184	17
	INDX	207	171	17
11/30/2023	ABSDATA	222	184	17
	INDX	207	171	17
11/29/2023	ABSDATA	222	184	17
	INDX	207	171	17
11/28/2023	ABSDATA	222	184	17
	INDX	207	171	17
11/27/2023	ABSDATA	222	184	17
	INDX	207	171	17