

# Weekly SLA Customer Report

Customer BNL\_Production  
Database ID 83



## Harddisk Usage BNL\_PRD\_BSNLP-VM-ABSD02

	Free disk space on C: (%)	Total disk space on C: (Gb)	Used disk space on C: (Gb)	Free disk space on D: (%)	Total disk space on D: (Gb)	Used disk space on D: (Gb)	Free disk space on E: (%)	Total disk space on E: (Gb)	Used disk space on E: (Gb)	Free disk space on F: (%)
12/2/2023	51	127	62	60	1,512	602	85	500	77	80
12/1/2023	51	127	62	61	1,512	587	82	500	88	80
11/30/2023	51	127	62	62	1,512	568	86	500	70	80
11/29/2023	51	127	62	70	1,512	458	89	500	57	80
11/28/2023	51	127	62	69	1,512	471	89	500	53	80
11/27/2023	51	127	62	66	1,512	507	88	500	62	80
11/26/2023	51	127	62	69	1,512	470	89	500	55	80

## Harddisk Usage BNL\_PRD\_BSNLP-VM-ABSD03

	Free disk space on C: (%)	Total disk space on C: (Gb)	Used disk space on C: (Gb)	Free disk space on D: (%)	Total disk space on D: (Gb)	Used disk space on D: (Gb)	Free disk space on E: (%)	Total disk space on E: (Gb)	Used disk space on E: (Gb)	Free disk space on F: (%)
12/2/2023	47	127	67	83	1,512	264	76	500	119	80
12/1/2023	47	127	67	81	1,512	292	76	500	121	80
11/30/2023	47	127	67	82	1,512	275	77	500	114	80
11/29/2023	47	127	67	85	1,512	227	77	500	114	80
11/28/2023	47	127	67	85	1,512	228	77	500	115	80
11/27/2023	47	127	67	85	1,512	230	77	500	115	80
11/26/2023	47	127	67	85	1,512	230	78	500	110	80

# Weekly SLA Customer Report

Customer BNL\_Production  
 Database ID 83



Harddisk Usage BNL\_PRD\_bsnlp-vm-absw01

	Free disk space on C: (%)	Total disk space on C: (Gb)	Used disk space on C: (Gb)	Free disk space on D: (%)	Total disk space on D: (Gb)	Used disk space on D: (Gb)	Free disk space on E: (%)	Total disk space on E: (Gb)	Used disk space on E: (Gb)
12/2/2023	79	127	27	97	128	4	89	16	2
12/1/2023	79	127	27	97	128	4	89	16	2
11/30/2023	79	127	27	97	128	4	89	16	2
11/29/2023	79	127	27	97	128	4	89	16	2
11/28/2023	79	127	27	97	128	4	89	16	2
11/27/2023	79	127	27	97	128	4	89	16	2
11/26/2023	79	127	27	97	128	4	89	16	2

Harddisk Usage BNL\_PRD\_vm-absa01

	Free disk space on C: (%)	Total disk space on C: (Gb)	Used disk space on C: (Gb)	Free disk space on D: (%)	Total disk space on D: (Gb)	Used disk space on D: (Gb)	Free disk space on E: (%)	Total disk space on E: (Gb)	Used disk space on E: (Gb)
12/2/2023	72	127	35	88	127	16	92	64	5
12/1/2023	72	127	35	88	127	16	92	64	5
11/30/2023	72	127	35	88	127	16	92	64	5
11/29/2023	72	127	35	88	127	16	92	64	5
11/28/2023	72	127	35	88	127	16	92	64	5
11/27/2023	72	127	35	88	127	16	92	64	5
11/26/2023	72	127	35	88	127	16	92	64	5

# Weekly SLA Customer Report

Customer BNL\_Production  
 Database ID 83



Harddisk Usage BNL\_PRD\_vm-absa02

	Free disk space on C: (%)	Total disk space on C: (Gb)	Used disk space on C: (Gb)	Free disk space on D: (%)	Total disk space on D: (Gb)	Used disk space on D: (Gb)	Free disk space on E: (%)	Total disk space on E: (Gb)	Used disk space on E: (Gb)
12/2/2023	75	127	32	82	127	23	92	64	5
12/1/2023	75	127	32	82	127	23	92	64	5
11/30/2023	75	127	32	82	127	23	92	64	5
11/29/2023	75	127	32	82	127	23	92	64	5
11/28/2023	75	127	32	82	127	23	92	64	5
11/27/2023	75	127	32	82	127	23	92	64	5
11/26/2023	75	127	32	82	127	23	92	64	5

Harddisk Usage BNL\_PRD\_vm-absa03

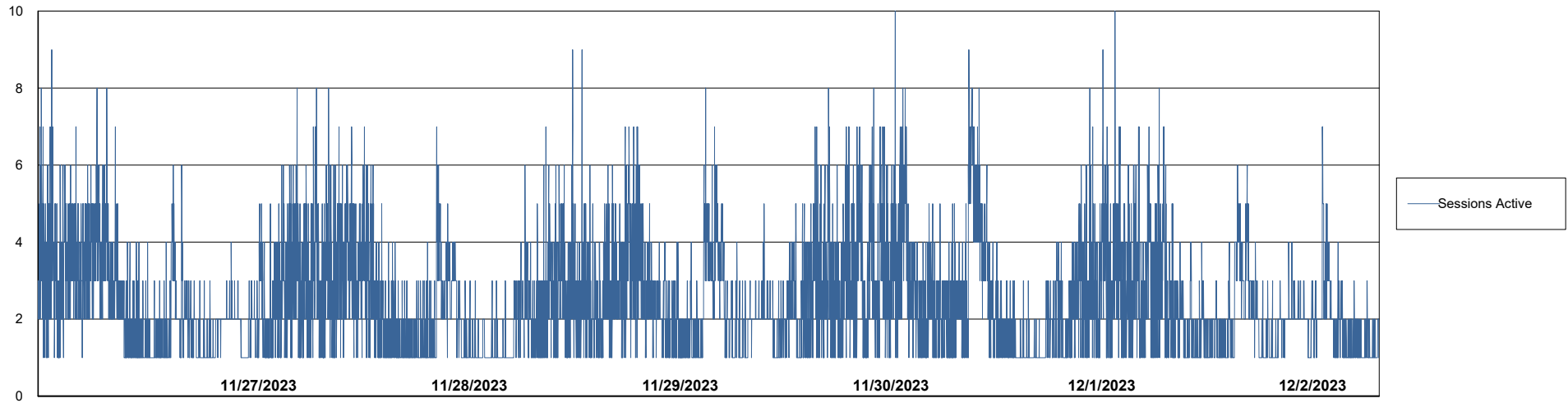
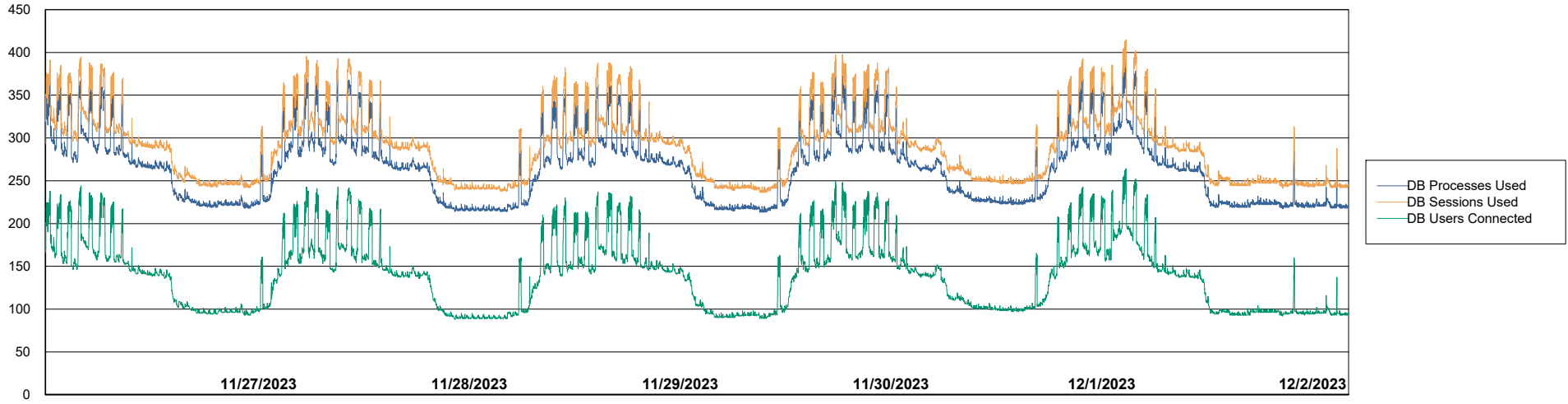
	Free disk space on C: (%)	Total disk space on C: (Gb)	Used disk space on C: (Gb)	Free disk space on D: (%)	Total disk space on D: (Gb)	Used disk space on D: (Gb)	Free disk space on E: (%)	Total disk space on E: (Gb)	Used disk space on E: (Gb)
12/2/2023	69	127	40	37	127	80	92	64	5
12/1/2023	69	127	40	37	127	80	92	64	5
11/30/2023	69	127	40	37	127	80	92	64	5
11/29/2023	69	127	40	37	127	80	92	64	5
11/28/2023	69	127	40	37	127	80	92	64	5
11/27/2023	69	127	40	37	127	80	92	64	5
11/26/2023	69	127	40	37	127	80	92	64	5

# Weekly SLA Customer Report

Customer BNL\_Production  
Database ID 83



## Database Performance BNLDB\_Production



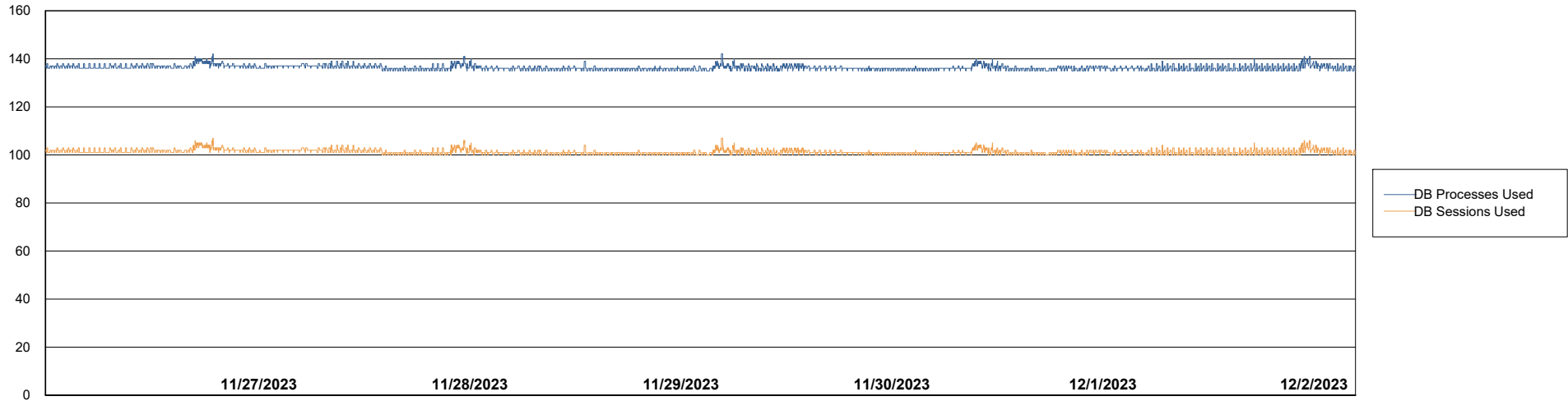
# Weekly SLA Customer Report

Customer BNL\_Production  
Database ID 83



## Database Performance BNLDB\_Standby

DB Processes Max 4  
DB Processes Max 1,000  
DB Processes Max 0



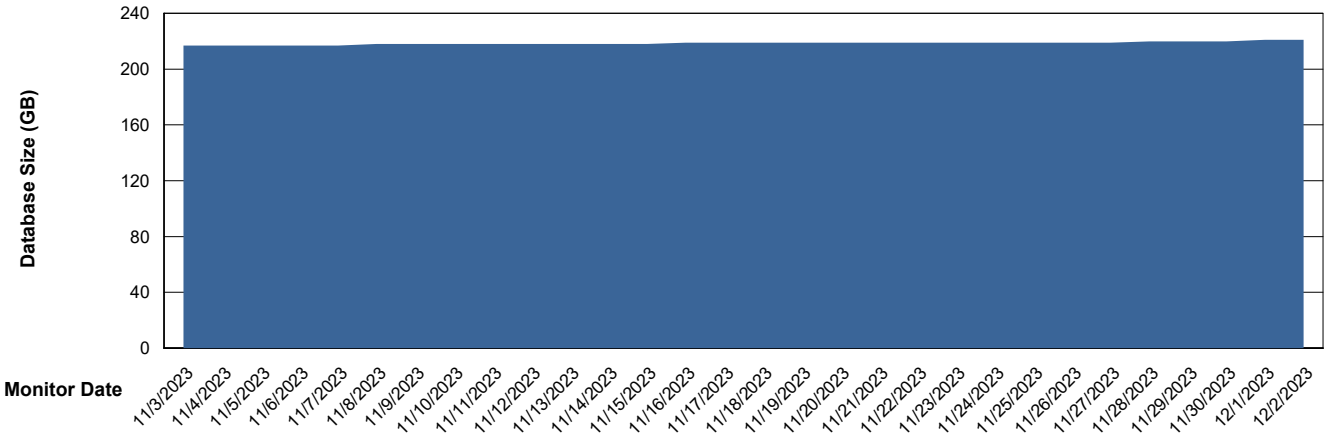
# Weekly SLA Customer Report

Customer BNL\_Production  
 Database ID 83



DATABASE SIZE BNLDB\_Production

## Database growth over last month



Database Tablespace BNLDB\_Production

Date	Tablespace Name	Filesize (Gb)	Usedsize (Gb)	Percentage free
12/2/2023	ABSDATA	105	66	37
	INDX	200	145	28
12/1/2023	ABSDATA	105	66	37
	INDX	200	145	28
11/30/2023	ABSDATA	105	66	37
	INDX	200	144	28
11/29/2023	ABSDATA	105	66	37
	INDX	200	144	28
11/28/2023	ABSDATA	105	66	37
	INDX	200	144	28
11/27/2023	ABSDATA	105	66	37
	INDX	200	144	28
11/26/2023	ABSDATA	105	66	37
	INDX	200	144	28

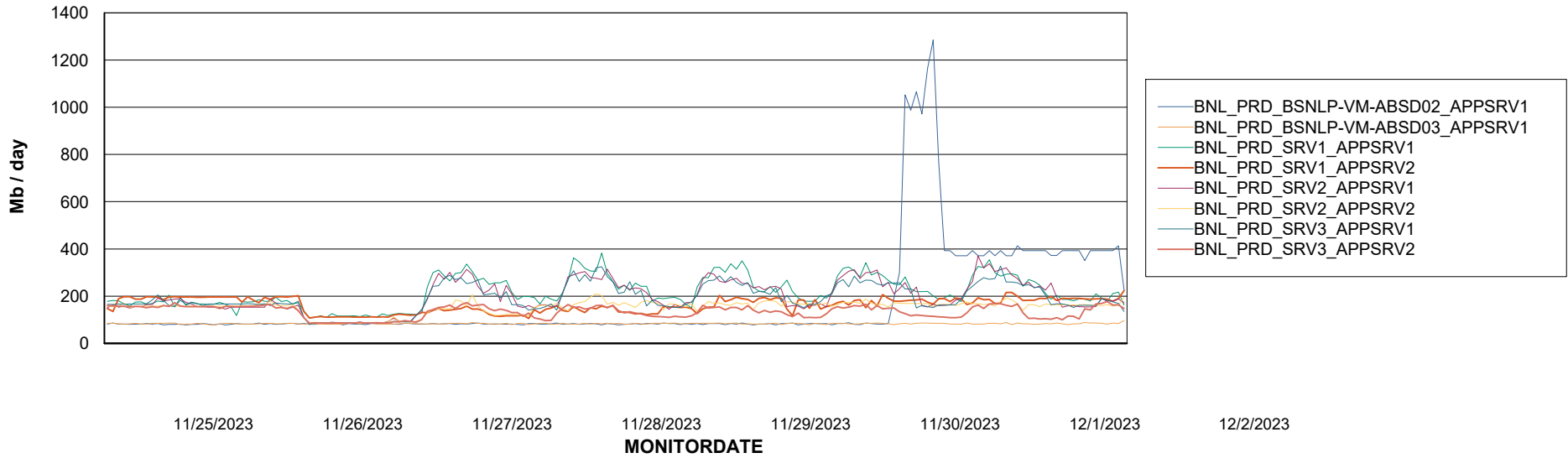
# Weekly SLA Customer Report

Customer BNL\_Production  
Database ID 83

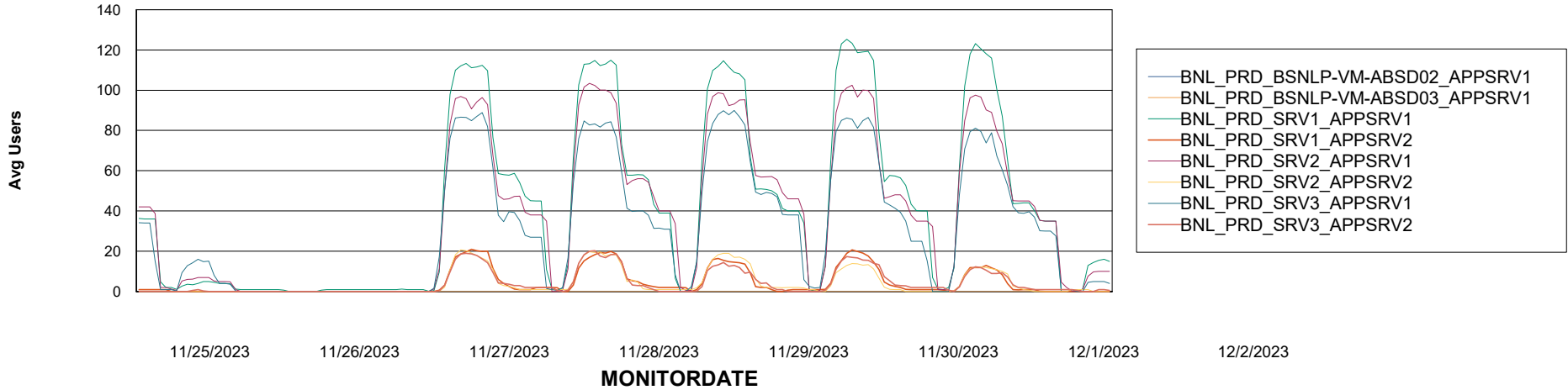


## ABSSolute Application Server Services

### Avg memory used per ABS Server Service



### Avg users per day per ABS server



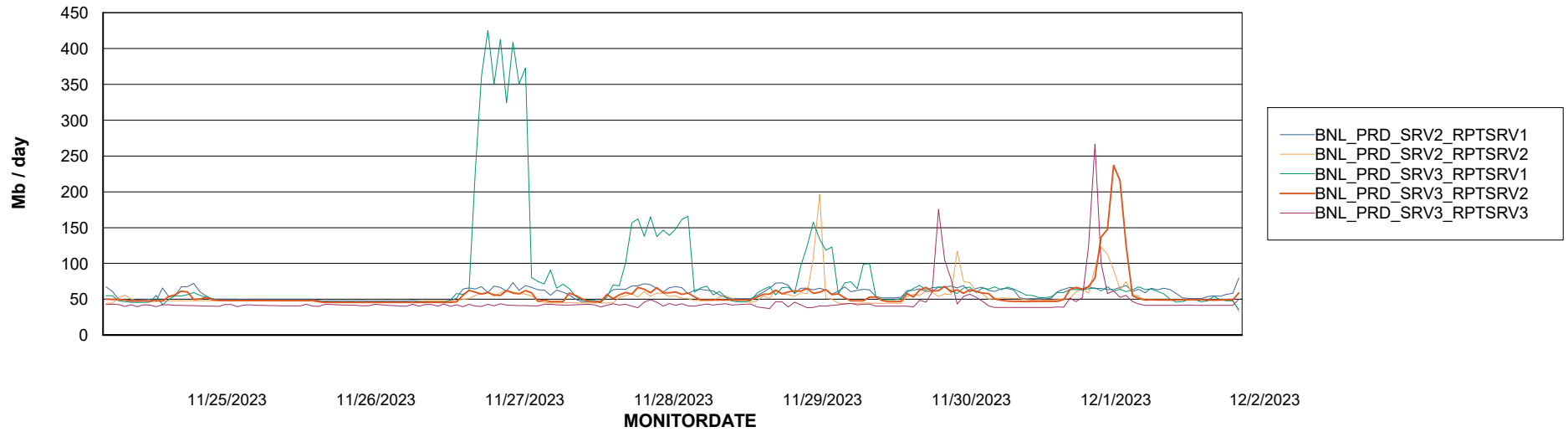
# Weekly SLA Customer Report

Customer BNL\_Production  
Database ID 83



## ABSolute Web Component Services

### Avg memory used per ReportServer Service



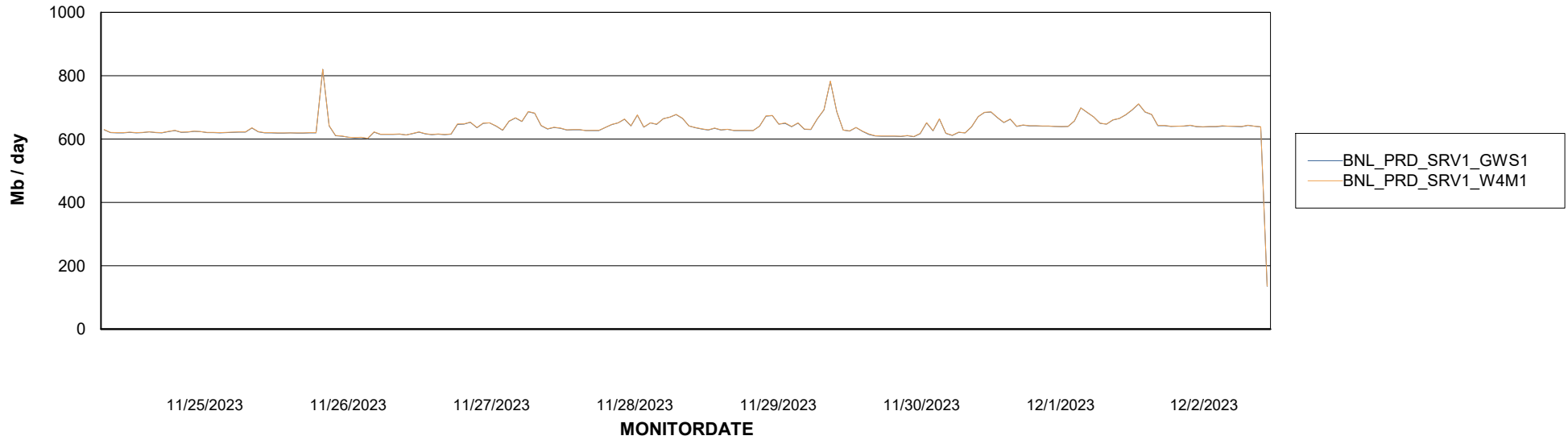
# Weekly SLA Customer Report

Customer BNL\_Production  
Database ID 83



## ABSSolute Web Component Services

### Avg memory used per ABS Web component



# Weekly SLA Customer Report

Customer BNL\_Production  
Database ID 83



## Disaster per ABS component

