

Weekly SLA Customer Report

Customer LLG_Production
 Database ID 53



Harddisk Usage LLG_PRD_APP01

	Free disk space on C: (%)	Total disk space on C: (Gb)	Used disk space on C: (Gb)	Free disk space on D: (%)	Total disk space on D: (Gb)	Used disk space on D: (Gb)
11/25/2023	60	200	80	95	200	10
11/24/2023	60	200	80	95	200	10
11/23/2023	60	200	80	95	200	10
11/22/2023	60	200	80	95	200	10
11/21/2023	60	200	80	95	200	10
11/20/2023	60	200	80	95	200	10
11/19/2023	60	200	80	95	200	10

Harddisk Usage LLG_PRD_APP02

	Free disk space on C: (%)	Total disk space on C: (Gb)	Used disk space on C: (Gb)	Free disk space on D: (%)	Total disk space on D: (Gb)	Used disk space on D: (Gb)
11/25/2023	61	200	77	93	200	13
11/24/2023	61	200	77	93	200	13
11/23/2023	61	200	77	93	200	13
11/22/2023	61	200	77	93	200	13
11/21/2023	61	200	77	93	200	13
11/20/2023	61	200	77	93	200	13
11/19/2023	61	200	77	93	200	13

Weekly SLA Customer Report

Customer LLG_Production
Database ID 53



Harddisk Usage LLG_PRD_BI02

	Free disk space on C: (%)	Total disk space on C: (Gb)	Used disk space on C: (Gb)	Free disk space on D: (%)	Total disk space on D: (Gb)	Used disk space on D: (Gb)
11/25/2023	50	150	76	34	685	452
11/24/2023	50	150	76	37	685	432
11/23/2023	49	150	77	39	685	419
11/22/2023	49	150	77	39	685	418
11/21/2023	49	150	77	39	685	418
11/20/2023	49	150	77	39	685	418
11/19/2023	49	150	77	39	685	418

Harddisk Usage LLG_PRD_ORS01

	Free disk space on C: (%)	Total disk space on C: (Gb)	Used disk space on C: (Gb)	Free disk space on D: (%)	Total disk space on D: (Gb)	Used disk space on D: (Gb)	Free disk space on E: (%)	Total disk space on E: (Gb)	Used disk space on E: (Gb)
11/25/2023	79	279	59	43	928	525	57	749	319
11/24/2023	79	279	59	43	928	525	52	749	363
11/23/2023	79	279	59	43	928	525	39	749	458
11/22/2023	79	279	59	43	928	525	33	749	499
11/21/2023	79	279	59	43	928	525	34	749	496
11/20/2023	79	279	59	43	928	525	43	749	430
11/19/2023	79	279	59	43	928	525	64	749	266

Weekly SLA Customer Report

Customer LLG_Production
Database ID 53



Harddisk Usage LLG_PRD_OR02

	Free disk space on C: (%)	Total disk space on C: (Gb)	Used disk space on C: (Gb)	Free disk space on D: (%)	Total disk space on D: (Gb)	Used disk space on D: (Gb)	Free disk space on E: (%)	Total disk space on E: (Gb)	Used disk space on E: (Gb)
11/25/2023	82	279	50	88	1,117	131	93	559	38
11/24/2023	82	279	50	88	1,117	131	93	559	38
11/23/2023	82	279	50	88	1,117	131	93	559	38
11/22/2023	82	279	50	88	1,117	131	93	559	38
11/21/2023	82	279	50	88	1,117	131	93	559	38
11/20/2023	82	279	50	88	1,117	131	93	559	38
11/19/2023	82	279	50	88	1,117	131	93	559	38

Harddisk Usage LLG_PRD_TS2

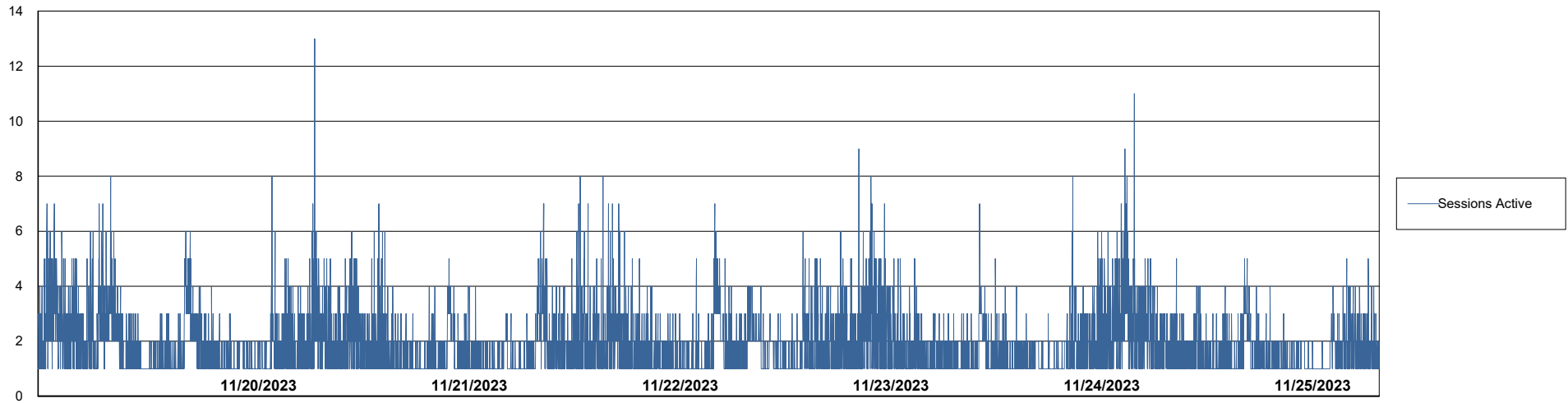
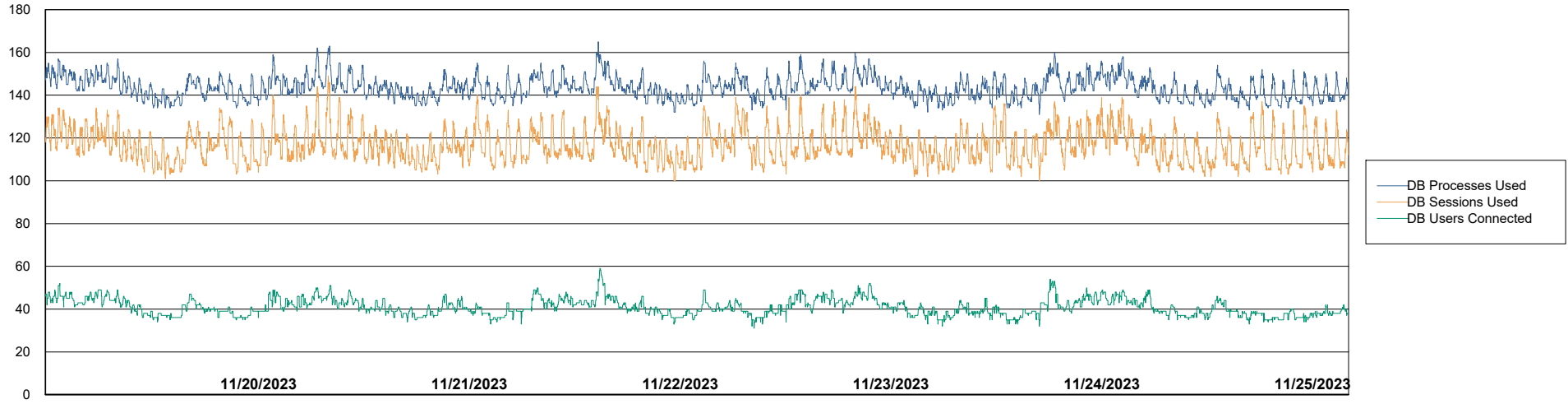
	Free disk space on C: (%)	Total disk space on C: (Gb)	Used disk space on C: (Gb)	Free disk space on D: (%)	Total disk space on D: (Gb)	Used disk space on D: (Gb)	Free disk space on E: (%)	Total disk space on E: (Gb)	Used disk space on E: (Gb)
11/25/2023	20	279	223	55	993	443	51	684	334
11/24/2023	20	279	223	55	993	443	51	684	334
11/23/2023	20	279	223	55	993	443	51	684	335
11/22/2023	20	279	223	55	993	443	51	684	334
11/21/2023	20	279	223	55	993	443	51	684	334
11/20/2023	20	279	223	55	993	443	39	684	415
11/19/2023	20	279	223	55	993	443	51	684	335

Weekly SLA Customer Report

Customer LLG_Production
Database ID 53



Database Performance LLGDB_Production



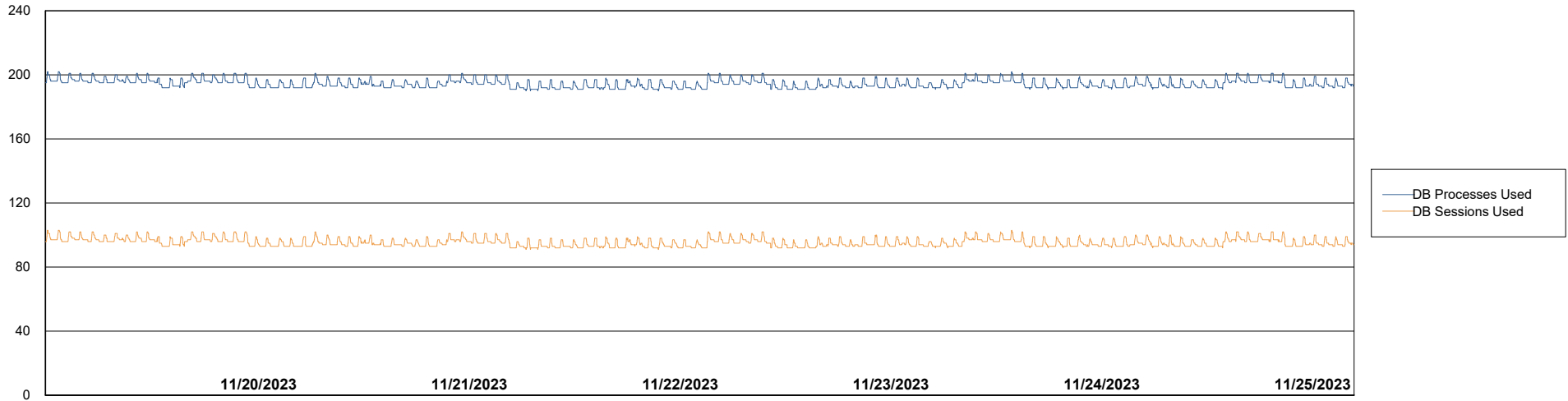
Weekly SLA Customer Report

Customer LLG_Production
Database ID 53



Database Performance LLGDB_Standby_TS2

DB Processes Max 0
DB Processes Max 300
DB Processes Max 4



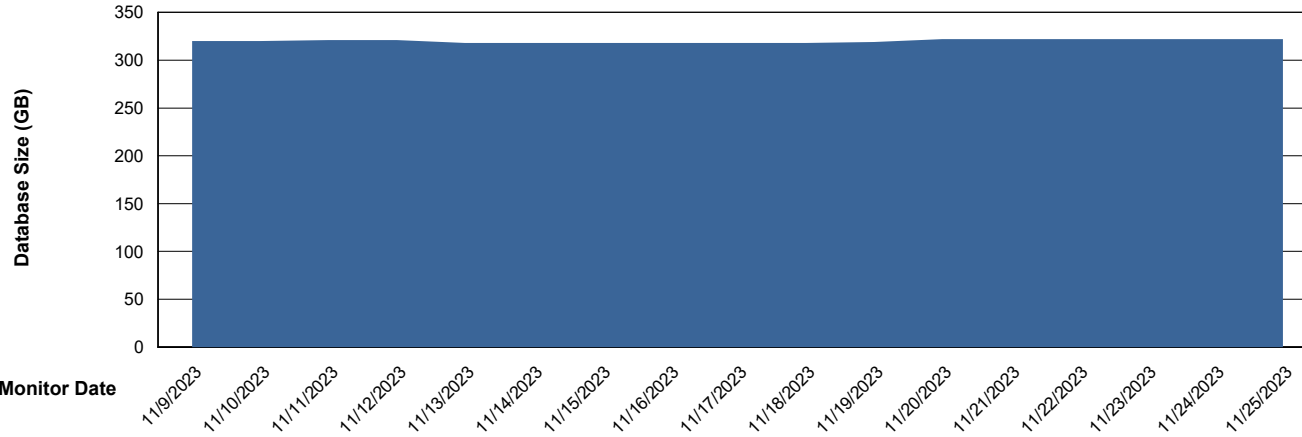
Weekly SLA Customer Report

Customer LLG_Production
 Database ID 53



DATABASE SIZE LLGDB_Production

Database growth over last month



Database Tablespace LLGDB_Production

Date	Tablespace Name	Filesize (Gb)	Usedsize (Gb)	Percentage free
11/25/2023	ABSDATA	178	127	29
	INDX	216	184	15
11/24/2023	ABSDATA	178	127	28
	INDX	216	184	15
11/23/2023	ABSDATA	178	127	28
	INDX	216	184	15
11/22/2023	ABSDATA	178	127	29
	INDX	216	184	15
11/21/2023	ABSDATA	178	127	29
	INDX	216	184	15
11/20/2023	ABSDATA	178	127	29
	INDX	216	184	15
11/19/2023	ABSDATA	178	126	29
	INDX	216	182	16

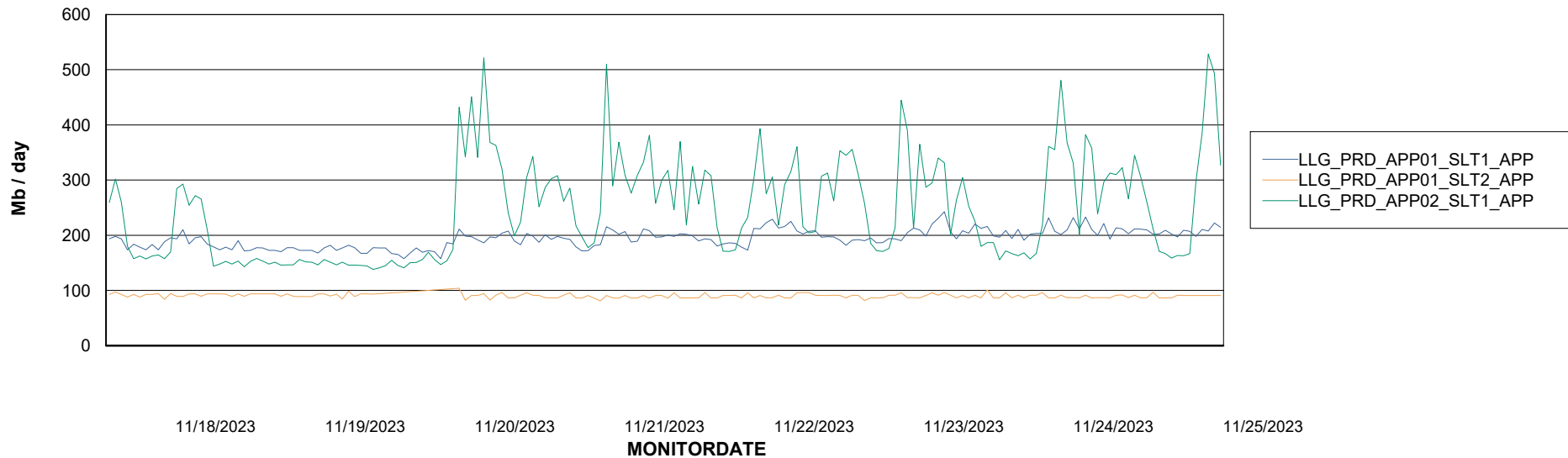
Weekly SLA Customer Report

Customer LLG_Production
Database ID 53



ABSSolute Application Server Services

Avg memory used per ABS Server Service



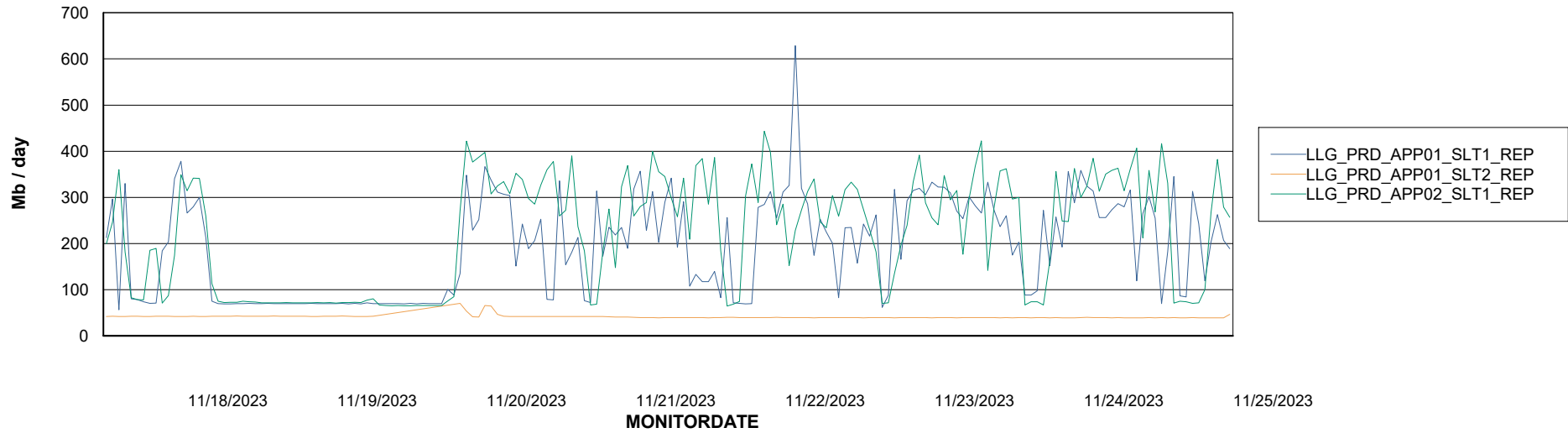
Weekly SLA Customer Report

Customer LLG_Production
Database ID 53

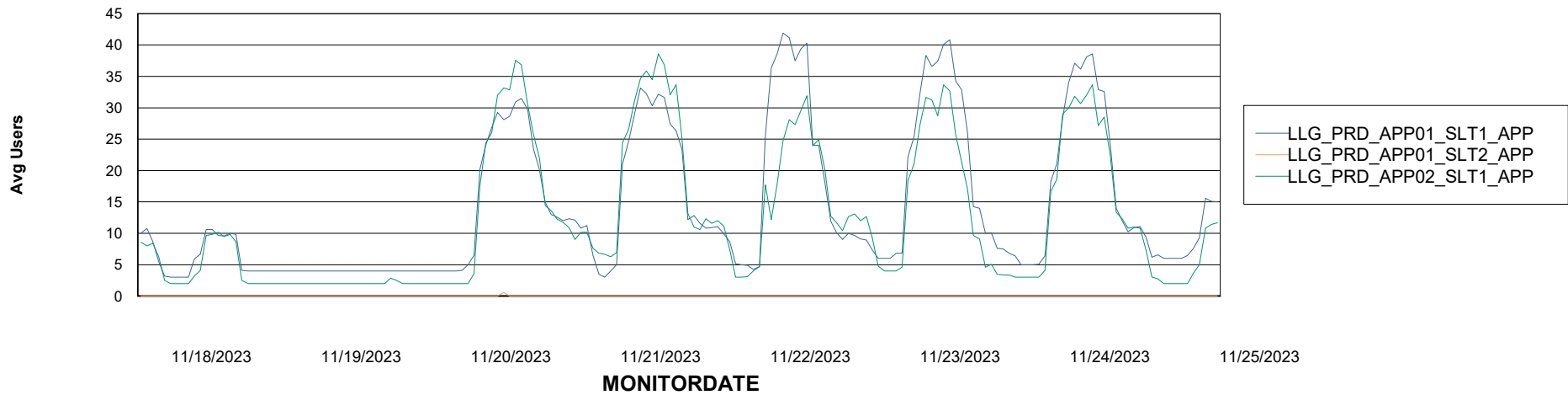


ABSSolute Application Server Services

Avg memory used per ReportServer Service



Avg users per day per ABS server



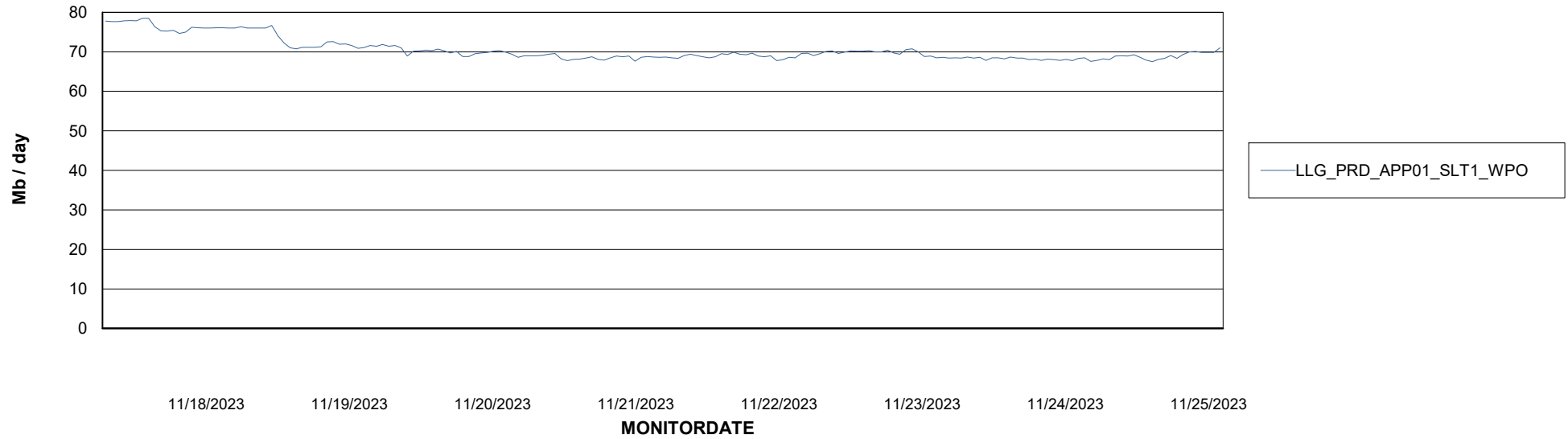
Weekly SLA Customer Report

Customer LLG_Production
Database ID 53



ABSSolute Application Server Services

Avg memory used per ABS Web component



Weekly SLA Customer Report

Customer LLG_Production
Database ID 53



Disaster per ABS component

