

# Weekly SLA Customer Report

Customer ECL\_Production  
 Database ID 156



Harddisk Usage ECL\_PRD\_ECLABS

	Free disk space on C: (%)	Total disk space on C: (Gb)	Used disk space on C: (Gb)	Free disk space on E: (%)	Total disk space on E: (Gb)	Used disk space on E: (Gb)
11/25/2023	67	199	66	64	500	180
11/24/2023	67	199	66	64	500	180
11/23/2023	67	199	66	64	500	180
11/22/2023	67	199	66	64	500	180
11/21/2023	67	199	66	64	500	180
11/20/2023	67	199	66	64	500	180
11/19/2023	67	199	66	64	500	180

Harddisk Usage ECL\_PRD\_ECLABS-TEST

	Free disk space on C: (%)	Total disk space on C: (Gb)	Used disk space on C: (Gb)	Free disk space on E: (%)	Total disk space on E: (Gb)	Used disk space on E: (Gb)
11/25/2023	66	199	68	51	500	247
11/24/2023	66	199	68	50	500	248
11/23/2023	66	199	68	50	500	248
11/22/2023	66	199	68	50	500	248
11/21/2023	66	199	68	51	500	247
11/20/2023	66	199	68	50	500	248
11/19/2023	66	199	68	51	500	247

# Weekly SLA Customer Report

Customer ECL\_Production  
Database ID 156



Harddisk Usage ECL\_PRD\_ECLABS-WEB

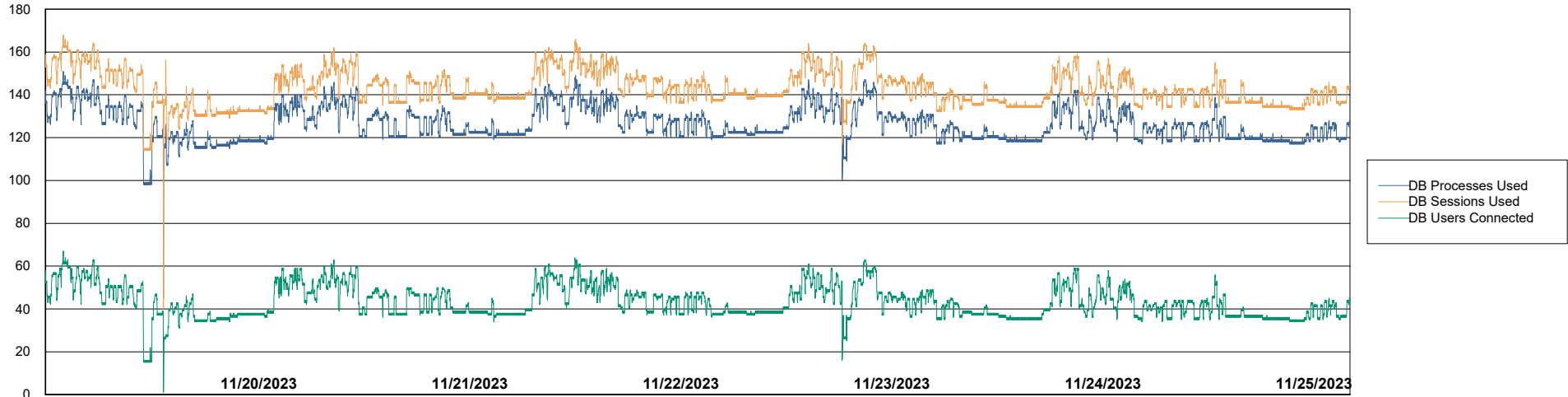
	Free disk space on C: (%)	Total disk space on C: (Gb)	Used disk space on C: (Gb)
11/25/2023	53	99	46
11/24/2023	54	99	46
11/23/2023	54	99	46
11/22/2023	54	99	46
11/21/2023	54	99	46
11/20/2023	53	99	46
11/19/2023	53	99	47

# Weekly SLA Customer Report

Customer ECL\_Production  
Database ID 156



Database Performance ECL\_PRD\_ECLABS\_ABS1



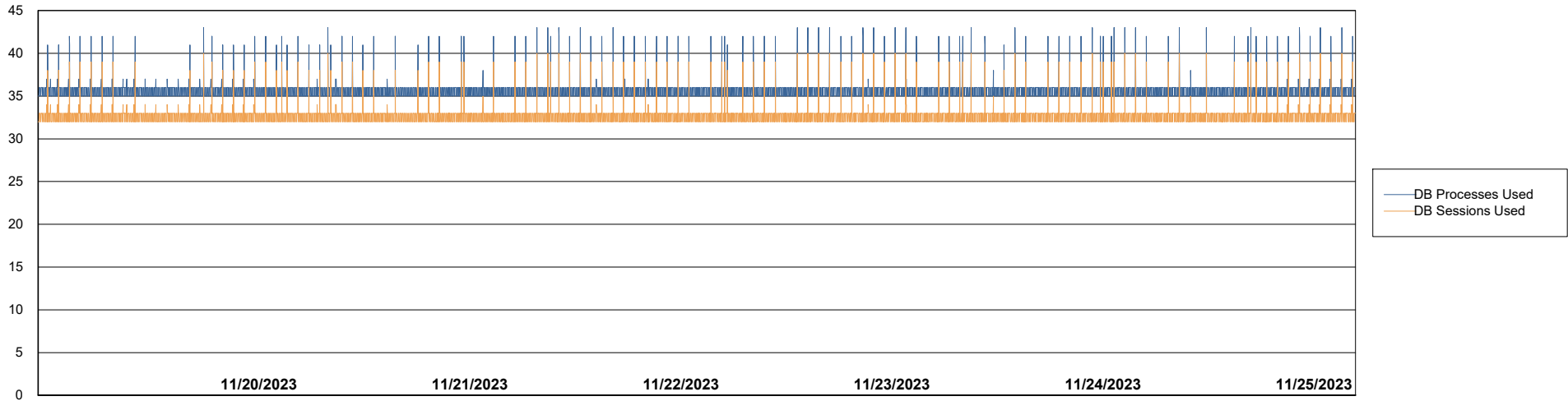
# Weekly SLA Customer Report

Customer ECL\_Production  
Database ID 156



Database Performance ECL\_PRD\_ECLABS-TEST\_HSBABS1

DB Processes Max 1,000



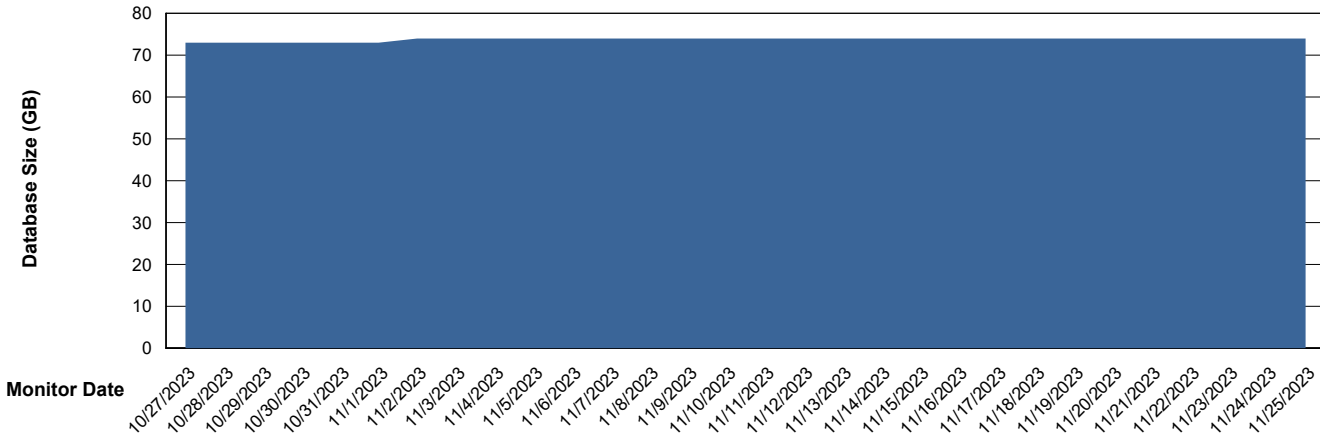
# Weekly SLA Customer Report

Customer ECL\_Production  
 Database ID 156



**DATABASE SIZE ECL\_PRD\_ECLABS\_ABS1**

**Database growth over last month**



**Database Tablespace ECL\_PRD\_ECLABS\_ABS1**

Date	Tablespace Name	Filesize (Gb)	Usedsize (Gb)	Percentage free
11/25/2023	ABSDATA	81	54	34
	INDX	10	6	40
11/24/2023	ABSDATA	81	53	34
	INDX	10	6	40
11/23/2023	ABSDATA	81	53	34
	INDX	10	6	40
11/22/2023	ABSDATA	81	53	34
	INDX	10	6	40
11/21/2023	ABSDATA	81	53	34
	INDX	10	6	40
11/20/2023	ABSDATA	81	53	34
	INDX	10	6	40
11/19/2023	ABSDATA	81	53	34
	INDX	10	6	40

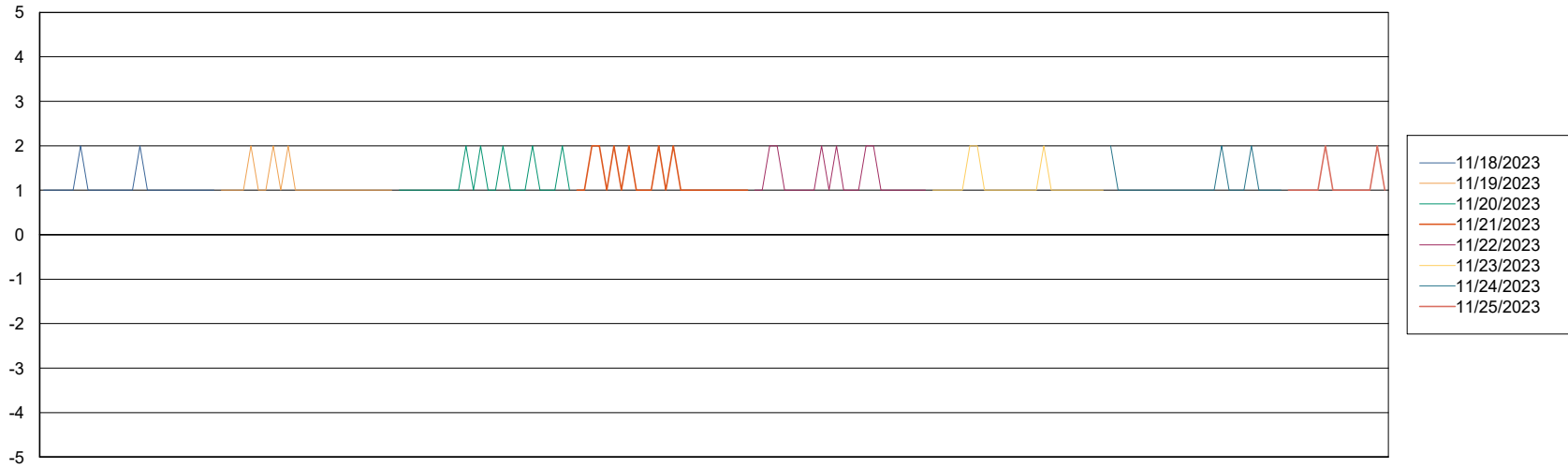
# Weekly SLA Customer Report

Customer ECL\_Production  
Database ID 156



Standby Database Health ECL\_Production

### Recovery lag for last 7 days



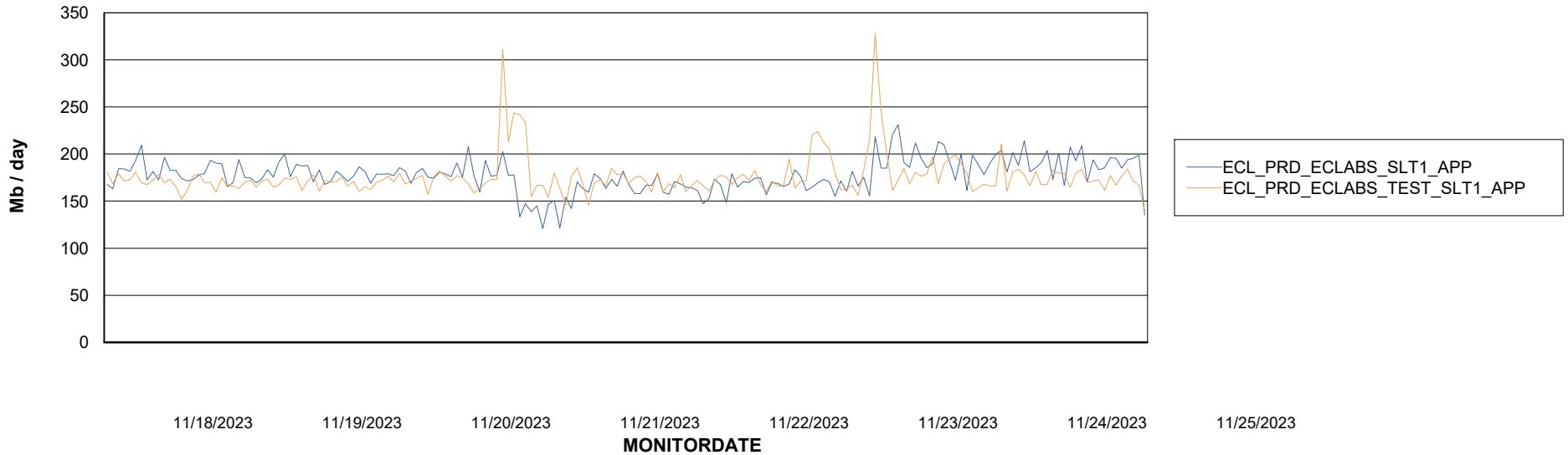
# Weekly SLA Customer Report

Customer ECL\_Production  
Database ID 156

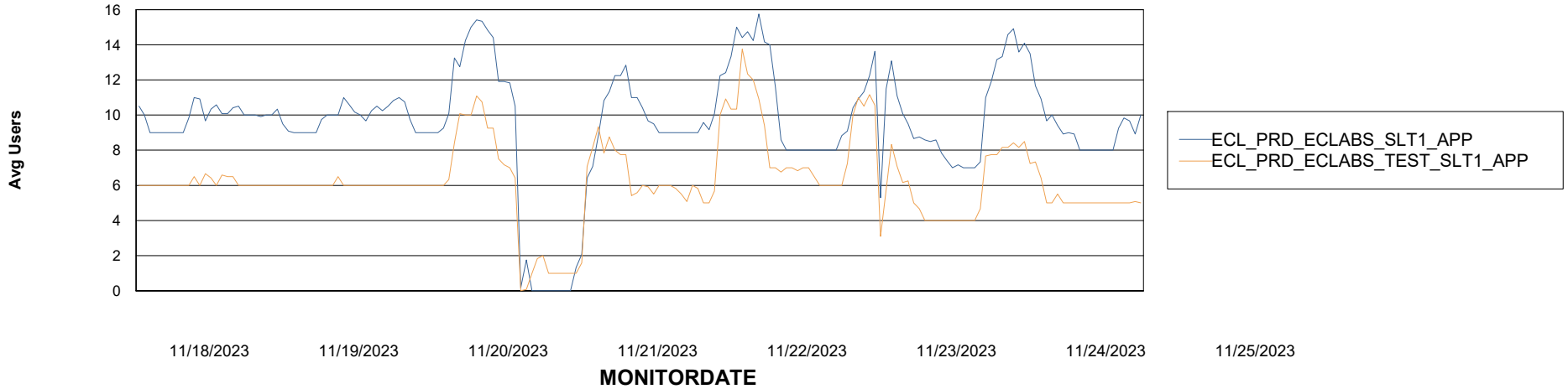


## ABSSolute Application Server Services

### Avg memory used per ABS Server Service



### Avg users per day per ABS server



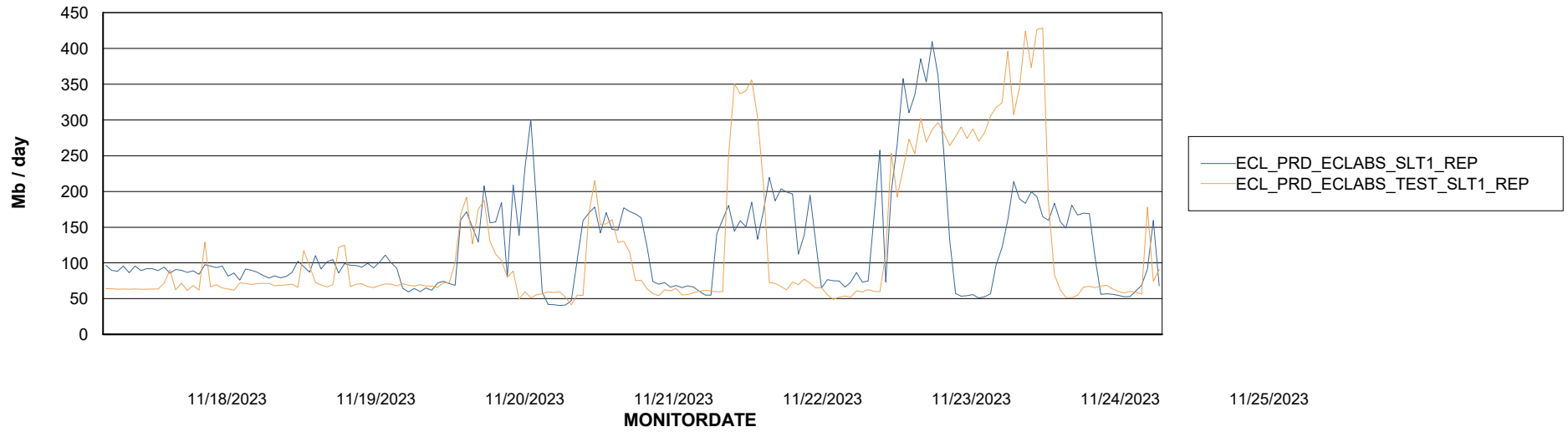
# Weekly SLA Customer Report

Customer ECL\_Production  
Database ID 156



## ABSSolute Application ReportServer Services

### Avg memory used per ReportServer Service



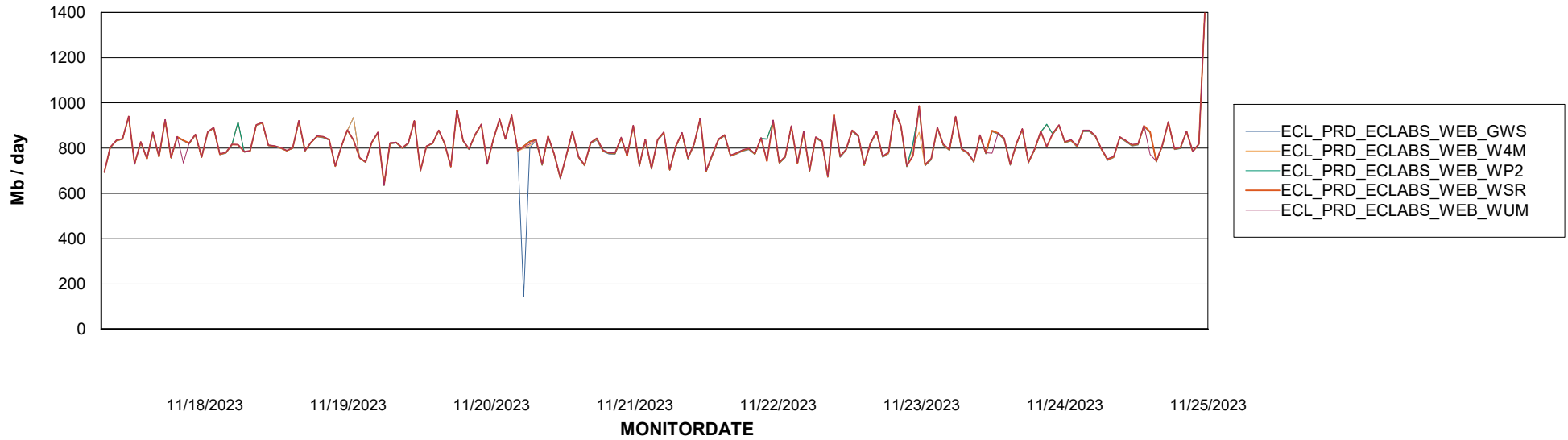
# Weekly SLA Customer Report

Customer ECL\_Production  
Database ID 156



## ABSSolute Web Component Services

### Avg memory used per ABS Web component



# Weekly SLA Customer Report

Customer ECL\_Production  
Database ID 156



### Disaster per ABS component

